


City of New Haven



Consolidated Annual Performance Evaluation Report (CAPER) 2021-2022

September 28, 2022

Table of Contents

Executive Summary	1-39
IDIS CAPER.....	40-92
Con Plan Goals and Accomplishments.....	93-97
Summary of Accomplishments PR23 CDBG and HOME	98-107
CDBG-CV Activity Detail Report PR02	108-112
CDBG Activity Summary Report PR03	113-334
CDBG Financial Summary PR26.....	335
CDBG-CV Financial Summary PR26.....	336
Status of HOME Activities Report PR22	337-338
Status of CHDO Funds PR 25	339-347
Status of HOME Grants PR 27	348-362
HOPWA CAPER.....	363-400
SAGE ESG CAPER	401-404
Public Comment Notices.....	405-408
Adjustment to PR-26 CDBG Financial Summary Report.....	409

**EXECUTIVE SUMMARY
CITY OF NEW HAVEN, CONNECTICUT
CONSOLIDATED ANNUAL PERFORMANCE EVALUATION REPORT (CAPER)
JULY 1, 2021 - JUNE 30, 2022**

Introduction

In accordance with 24 CFR Part 91.520, the City of New Haven is required to submit a report on an annual basis documenting its performance to the U.S. Department of Housing and Urban Development (HUD) 90 days after the close of its program year. Due to the Coronavirus Pandemic and previous social distancing and “stay at home” orders, HUD authorized the utilization of waivers to allow for deadline extensions, virtual public meetings, modified citizen participation timelines, and on-line postings of documents for public review and comment. The City has elected to continue to utilize several of these waivers as part of their Program Year 2021-2022 consolidated planning process. As more COVID-19 restrictions are being lifted, the City has implemented hybrid public meetings to both in-person and virtual model. Consolidated Plan printed documents are also available for in-person review. The City will submit its Program Year 2021-2022 CAPER to meet the September 28, 2022 deadline as set forth in the HUD regulations at 91 CFR Part 520.

This Executive Summary summarizes the

City of New Haven’s performance in implementing its HUD-funded Housing and Community Development programs over the program year. The program year represented by this document covers the period from July 1, 2021, to June 30, 2022.

As described previously, during Program Year 2021-2022 the City of New Haven continued to face unique challenges due to the Coronavirus Pandemic and related circumstances beyond its immediate control. The beginning of the 2021-2022 program year was affected by delays in the local Consolidated Plan budget process which in turn delayed program implementation. Program expenditures and accomplishments for many activities may reflect the slowdown in program implementation, especially construction projects.

The City utilizes HUD’s Integrated Disbursement and Information System (IDIS) to track and analyze its performance. As a nationwide database, IDIS provides HUD with current information regarding the program activities underway across the Nation, including funding data. HUD uses

this information to report to Congress and to monitor grantees. IDIS is the draw down and reporting system for the four CPD formula grant programs: Community Development Block Grant (CDBG), HOME Investment Partnerships (HOME), Emergency Solutions Grants (ESG), and Housing Opportunities for Persons With AIDS (HOPWA). The City also uses IDIS for Consolidated Plan process and submission to HUD. The IDIS program also allows the City to download and print various reports for use in analyzing activity progress, accomplishments and expenditures. These reports provide summary data as well as detailed project specific data. The City prints specific reports as required for submission to HUD. These IDIS produced reports comprise the majority of the formal Consolidated Annual Performance and Evaluation Report (CAPER).

The draft CAPER is made available for public review and comment on the City's website at www.newhavenct.gov. Copies are also available for review by appointment in the Office of Management and Budget. Upon completion of the public comment period, a full copy of the CAPER document, as submitted to HUD, will be posted on the City website, kept on file, and be made available for public review or copying in the following locations: the City/Town Clerk's Office, the

New Haven Public Library, the Livable City Initiative, the Office of Management and Budget and the following community substations:

Downtown	900 Chapel Street
Westville/West Hills	329 Valley Street
Hill South	410 Howard Avenue
Dwight/Chapel	150 Edgewood Avenue
Hill North	90 Hallock Street
Dixwell	28 Charles Street
Newhallville	596 Winchester Avenue
Fair Haven	295 Blatchley Avenue
East Shore	830 Woodward Avenue
Beaver Hills	332 Whalley Avenue

The public will also be able to view activities through the computerized IDIS system by making an appointment with Ronald Gizzi, Office of Management and Budget, at 203-946-8358. Many of the IDIS CAPER reports and narratives are also posted on the City's website at www.newhavenct.gov.

Funding Sources

The City of New Haven is the recipient of four (4) entitlement grants through HUD. A brief description of the grants and the City's allocation for the past program year are as follows:

Community Development Block Grant (CDBG) \$3,855,434

The primary objective of the CDBG program (24 CFR 570) is to develop "viable urban communities, by providing decent housing and suitable living environments and expanding economic opportunities principally for persons of low and moderate income". The City's CDBG goals are outlined in its "Five Year Consolidated Housing and Community Development Strategy and Plan: 2020-2024 and each Annual Action Plan.

All CDBG projects and activities must meet one of three national objectives: 1) principally benefit low- and moderate- income persons; 2) aid in the prevention or elimination of slums or blight; or 3) meet other urgent community needs. Each approved activity must benefit at least 51% low- and moderate-income families or individuals. Furthermore, at least 70% of the City's total funds must be used for low- and moderate- income benefit activities.

HOME Investment Partnership Program (HOME) \$1,338,986

The purpose of the HOME program (PL 101-625) is to undertake activities, in collaboration with non-profit/for-profit organizations, aimed at expanding the supply of affordable housing and increasing the number of families who can be served with affordable housing. Funds can be used for acquisition, new construction, reconstruction, and moderate or substantial rehabilitation activities that promote affordable rental and ownership housing. HOME funds can also be used for tenant-based rental assistance, if part of a housing strategy for expanding the supply of affordable housing; homeless housing assistance; and for the evaluation and reduction of lead-based paint hazards.

Emergency Solutions Grant (ESG) \$ 324,216

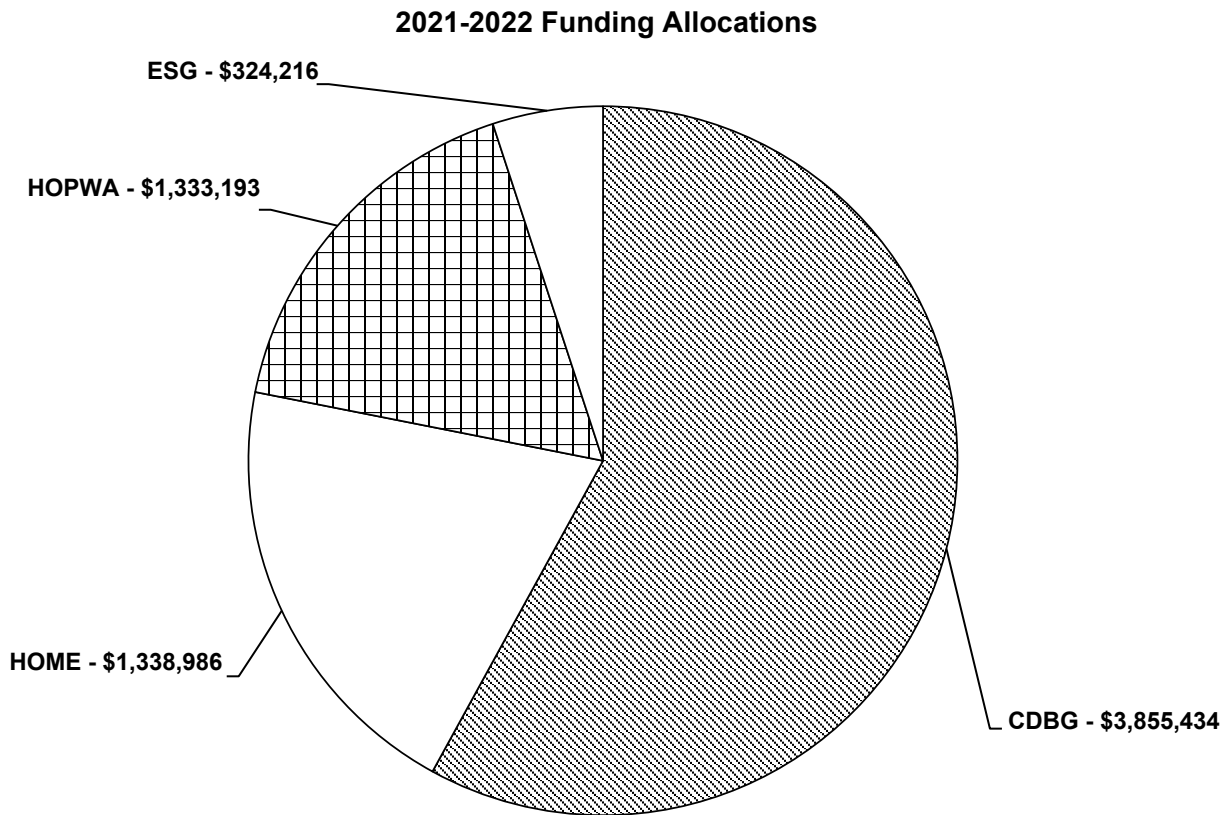
The ESG program provides funding to conduct the following: rapidly re-house homeless individuals and their families; prevent families and individuals from becoming homeless; conduct street outreach to those homeless individuals and families living on the street and offer services/resources; and, increase the

number of beds and essential services available in emergency shelters for homeless individuals and families; and the operation of these shelters.

Housing Opportunities for Persons with HIV/AIDS (HOPWA) \$1,133,193

The HOPWA program was established to provide housing assistance and related supportive services for low-income persons living with HIV/AIDS and their families.

Funds can be used to provide acquisition, rehabilitation, conversion, lease and repair of facilities to provide housing and services; provide housing information services; provides assessments, case management, and other supportive services for individuals with AIDS who are homeless or facing homelessness; provide rental assistance and short-term mortgage, rental, utility assistance; and carry out other approved programs or services.



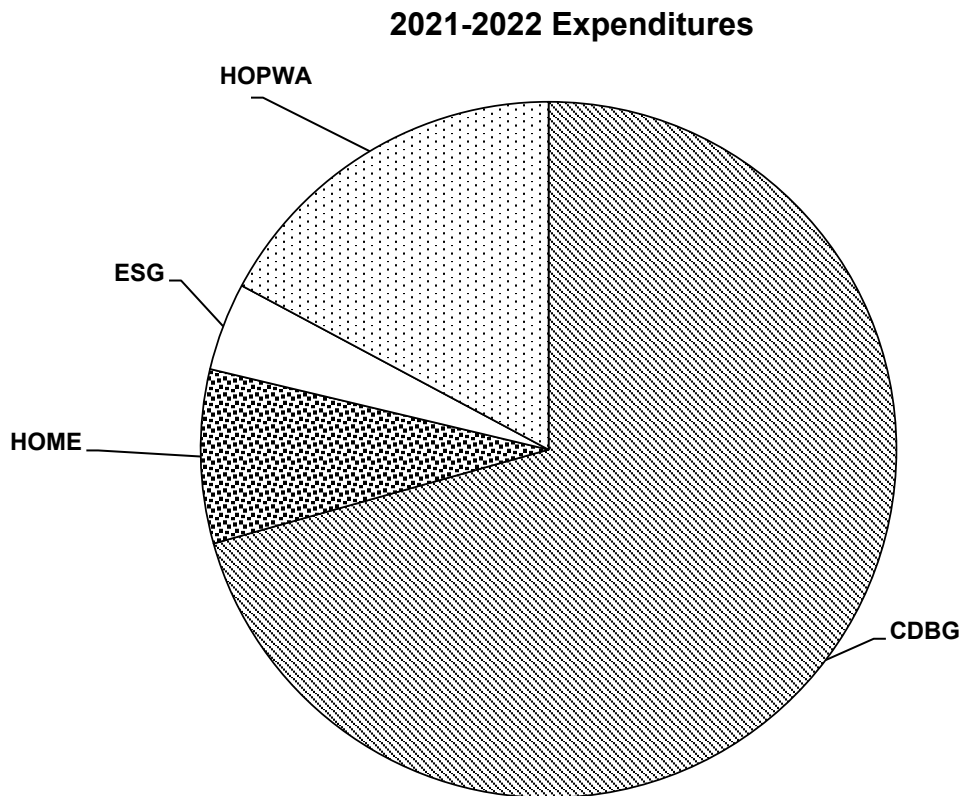
Performance

Over the past program year, the City provided funds through the CDBG, HOME, HOPWA and ESG Programs to support numerous programs, projects and activities, which enhanced community revitalization, supported community development efforts and provided an increase in both affordable and supportive housing opportunities. Over the 12-month period between July 1, 2021 and June 30, 2022, \$5,935,435 in HUD entitlement funds, reprogramming and program income were expended. The following tables and graphs depict expenditures by grant.

<u>Grant</u>	<u>Expended</u>
CDBG	\$4,435,436
HOME	\$506,679
HOPWA	\$1,078,849
ESG	\$256,563
Total	\$6,277,527

Highlights of accomplishments for each entitlement grant are described in the following sections.

The HOME Investment Partnerships American Rescue Plan Program (HOME-ARP) \$4,852,875



During the 2021-2022 Program Year the City also received a supplemental allocation of HOME-ARP funding. The HOME-ARP allocations were announced in April 2021. HOME-ARP provides funding to reduce homelessness and increase housing stability for homeless and at-risk individuals and families.

Eligible Populations

HOME-ARP funds must be used to primarily benefit individuals or families from the following qualifying populations:

- Homeless, as defined in section 103(a) of the McKinney-Vento Homeless Assistance Act (**42 U.S.C. 11302(a)**);
- At-risk of homelessness, as defined in section 401(1) of the McKinney-Vento Homeless Assistance Act (**42 U.S.C. 11360(1)**);
- Fleeing, or attempting to flee, domestic violence, dating violence, sexual assault, stalking, or human trafficking, as defined by the Secretary;
- In other populations where providing supportive services or assistance under section 212(a) of the Act (**42 U.S.C. 12742(a)**) would prevent the family's homelessness or would serve those with the greatest risk of housing instability;
- Veterans and families that include a veteran family member that meet one of the preceding criteria.

Eligible Activities

HOME-ARP funds can be used for four eligible activities:

- Production or Preservation of Affordable Housing
- Tenant-Based Rental Assistance (TBRA)
- Supportive Services, including services defined at **24 CFR 578.53(e)**, Homeless Prevention Services, and Housing Counseling
- Purchase and Development of Non-Congregate Shelter. These structures can

remain in use as non-congregate shelter or can be converted to:

- 1) emergency shelter under the **Emergency Solutions Grants (ESG) Program**;
- 2) permanent housing under the **Continuum of Care (CoC) Program**; or
- 3) affordable housing under the **HOME Program**.

Administrative and Operating Funding

HOME-ARP can also provide up to 15 percent of the allocation for administrative and planning costs of the PJ and sub-recipients administering all or a portion of the grant. HOME-ARP can also provide up to 5 percent of its allocation for operating costs of Community Housing Development Organizations (CHDOs), other non-profit organizations, and homeless providers.

Allocation Plan

Over the next several months, the City will begin development of a HOME-ARP Allocation Plan as described in Notice CPD-21-10: Requirements of the Use of Funds in the HOME-American Rescue Plan Program. The following is a list of various requirements that must be met for acceptance of the City's allocation plan:

Consultation

The City must consult with:

- CoC(s) serving the jurisdiction's geographic area,
- homeless service providers,
- domestic violence service providers,
- veterans' groups,
- public housing agencies (PHAs),
- public agencies that address the needs of the qualifying populations, and

- public or private organizations that address fair housing, civil rights, and the needs of persons with disabilities.

Public Participation

In accordance with Section V.B of the Notice (page 13), PJs must provide for and encourage citizen participation in the development of the HOME-ARP allocation plan. Before submission of the plan, PJs must provide residents with reasonable notice and an opportunity to comment on the proposed HOME-ARP allocation plan of no less than 15 calendar days. The PJ must follow its adopted requirements for “reasonable notice and an opportunity to comment” for plan amendments in its current citizen participation plan. In addition, PJs must hold at least one public hearing during the development of the HOME-ARP allocation plan and prior to submission.

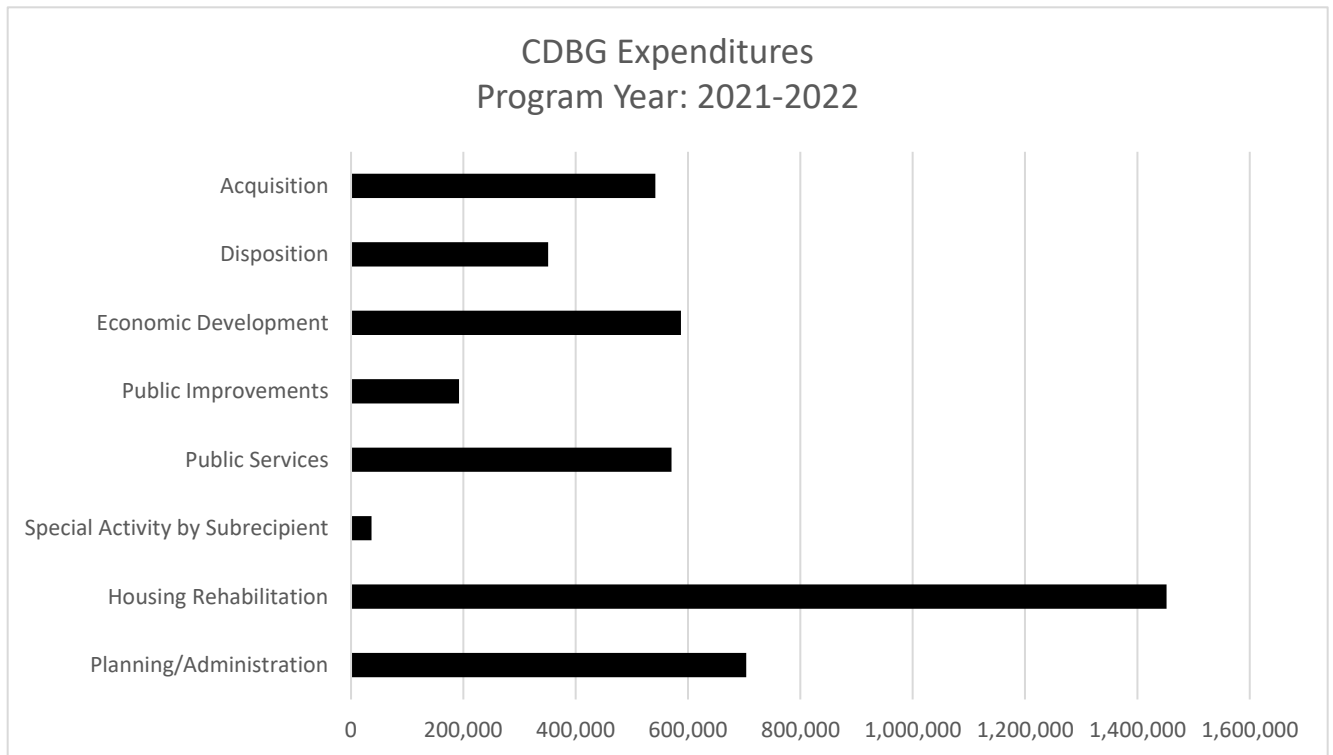
Needs Assessment and Gaps Analysis

In accordance with Section V.C.1 of the Notice (page 14), a PJ must evaluate the size and demographic composition of all four of the qualifying populations within its boundaries and assess the unmet needs of each of those populations. If the PJ does not evaluate the needs of one of the qualifying populations, then the PJ has not completed their Needs Assessment and Gaps Analysis. In addition, a PJ must identify any gaps within its current shelter and housing inventory as well as the service delivery system. A PJ should use current data, including point in time count, housing inventory count, or other data available through CoCs, and consultations with service providers to quantify the individuals and families in the qualifying populations and their need for additional housing, shelter, or services

CDBG Accomplishments

During the 47th.CDBG program year, \$4,435,436 in CDBG funds were expended on various housing and community development programs. The funds expended includes unexpended balances from previous year allocations, as well as reprogrammed funds and program income from loan repayments and other grant proceeds. CDBG expenditures were distributed among the various eligible categories in the following manner:

<u>Category</u>	<u>Expended</u>
Acquisition	541,943
Disposition	350,903
Economic Development	587,339
Public Improvements	192,340
Public Services	570,757
Housing Rehabilitation	1,451,860
Special Activity by Subrecipient	36,636
Planning/Administration	703,658
Total	4,435.436



Over the past program year, CDBG program expenditures provided benefit to low- and moderate-income families, individuals and households; assisted in the provision of physical improvements to public facilities; supported the removal of blight; provided neighborhood livability improvements; and supported the provision of affordable housing opportunities.

The majority of the City's CDBG program expenditures financed housing rehabilitation and related activities; acquisition and disposition associated with residential development projects; the provision of public services; and neighborhood public improvements.

All programs were designed to benefit the City's low- and moderate- income population, either through direct program benefit or through area-wide neighborhood-based improvements such as public facility improvements or neighborhood safety and beautification improvements in low- and moderate- income target neighborhoods.

Housing & Neighborhood Improvements

To further eliminate blighting influences in the City's neighborhoods, over the 2021-2022 Program Year, with the assistance of CDBG funds, the City funded a Property Management Program. The funding is used to maintain and

manage properties acquired with CDBG funding or by tax foreclosure (in rem) being held for community development activities or Consolidated Plan related disposition. As part of these programs, workers cut overgrown vegetation, remove debris and/or board up and secure primary structures or outbuildings.

Under the Property Management Program, the City maintained a total of 171 foreclosed properties including both vacant structures and vacant lots. Activities included the removal of debris, rodent and pest control, cutting and clearing of lots, and the boarding and securing of vacant buildings. These properties were cleaned up and maintained to reduce blight in targeted neighborhoods. Properties will be used for community development activities or for sale to eligible Community Developers or private owners. Future property use includes housing development, side yard expansion, off-street parking and commercial or mixed-use development.

Over the program year, the City utilized its CDBG funding to support both a general Acquisition Program in support of the city's redevelopment and anti-blight efforts and the Habitat for Humanity Property Acquisition Program to support property acquisition for affordable housing development activity.

With use of the City's CDBG Acquisition Program, the primary incentive for the acquisition of property is to support the City's efforts to stabilize neighborhoods and provide a better living environment for City residents. Acquisitions include both commercial and residential real estate, vacant lots, and vacant or deteriorated structures with the ultimate goal of returning the acquired properties to the City tax rolls. During the program year, the City acquired 4 residential properties through foreclosure. Parcels will be used for housing, commercial, or mixed-use development, residential yards and/or off-street parking as part of the city's sliver lot program.

Habitat for Humanity: CDBG funds are used for the acquisition of vacant properties for the creation of new single-family homes for low- and moderate-income homeownership opportunity. CDBG funds are used for the property acquisition component only. Most projects receive HOME funding to support construction. Habitat acquired two (2) properties using CDBG Acquisition Funds in 2021-22. The properties, located at 264 Russell Street and 254 Russell Street, will be used for homeownership.

During the Program Year, under the City's Disposition Program, \$251,793 was used to support the disposition of seven (7) properties for community development, urban renewal and neighborhood stabilization activities. The properties disposed, included vacant building lots, vacant homes, and commercial property. Affordable housing units will be created from these properties.

Neighborhood improvements, including sidewalk replacement, curb installations and other neighborhood beautification improvements occurred at numerous sites throughout the City's targeted neighborhoods in support of neighborhood revitalization activities

Over the 2021-2022 Program Year, public facility improvements and/or public infrastructure improvements occurred at or around several neighborhood recreation and service facilities. A description of the improvements funded during the program year through CDBG were as follows:

Believe in Me-423 Dixwell Avenue: \$30,000 to support rehabilitation of 423 Dixwell Avenue (2 residential units and entrepreneurial service space.) BIMEC requested changing the use of these funds from the new construction at 53 Shelton Avenue to rehabilitation work at 423 Dixwell Ave.

R'Kids: 45 Dixwell Avenue: CDBG Anti-Blight Public Improvement funding in the amount of \$110,000 was used to support the Raise the Roof Project which is the expansion of the existing facility as a Family Center. CDBG Public Improvement funding was provided for architectural and engineering costs. Completed May 2022

Marrakech Inc - 106 -108 Hobart St. \$28,000 in CDBG Funds were used for the rehabilitation of Marrakech's Young Adult Services housing program located at 106-108 Hobart Street. Funds were used to make exterior repairs (front porch and exterior doors). Program Funding will be proceeding into the 2022-23 Program Year

Columbus House- 209 Terminal Lane. \$40,000 in CDBG Funds have been allocated to replace the HVAC System. Construction is proceeding into the 2022-23 Program Year.

Continuum of Care Inc. CDBG Anti-Blight Public Improvement funding in the amount of \$40,000 are being used to replace the roof at 109 Legion Ave. Funds will be carried over to the 2022-23 Program Year.

Mary Wade - 118 Clinton Ave.: Facility Improvements in the amount of \$16,150 will be made to the Adult Day Center bathroom facilities; Construction will proceed into 2022-23 Program Year.

New Reach- 559 Howard Avenue: CDBG Funds in the amount of \$50,000 were allocated to help address the structural and building renovation needs of Martha's Place, an emergency shelter for women located at 559 Howard Ave. Funds will help cover contractor expenses to improve the building and the site's infrastructure including concrete work to replace the driveway entrance to the apron (and part of the adjoining walkway); and a full roof replacement (including insulation) to address deterioration of multiple layers. No funds were expended on the project over the Program Year. Funds have been extended into the new 2022-23 PY in support of the program.

Youth Continuum – 924 Grand Avenue: CDBG Funds in the amount of \$50,000 were allocated to support the construction of Youth Continuum's Y2Y New Haven Crises Housing Project and will add 8 additional emergency housing beds. Youth Continuum raised over 95% of the funds needed to complete the project located at 924 Grand Avenue. The project will add a 2nd floor, renovate offices on the 1st floor and turn the basement into usable office and program space. CDBG funds will help close the gap necessary to move forward with the project and will cover costs that are not covered by State of CT funding such as: radon mediation, tree removal, Data and Telecomm installation, & security improvements.

The Towers at Tower Lane – 18 Tower Lane: \$35,000 in CDBG funding was used to support repairs/upgrades to its boiler system—which at times caused seniors to be too cold and at other times too warm. Funds also helped to address the building's security with an exterior camera system.

Mary Wade Home – 118 Clinton Ave.: \$50,000 in CDBG funds will be used to purchase and install new vinyl, Energy Star rated windows to replace replacement windows in the Boardman Residence. The objective of the project is to replace all 108 windows located in the apartments, common space and office areas of the Boardman building with quality vinyl windows. No funds were expended during the program year. The agency requested additional funding under the new 22-23 Program Year to amass the total funding needed to complete the project. Window replacement is expected to occur in the 22-23 Program Year.

Downtown Evening Soup Kitchen (DESK): \$50,000 in CDBG funding was allocated to support DESK's Downtown Drop-In and Resource Center. In 2020, DESK purchased a three-story building at 266 State Street between Chapel Street and Crown Street, two blocks from the New Haven Green, and proximate to several of their partners' complementary programs (specifically Liberty's Safe Haven program, Sunrise Café, and Loaves & Fishes). This new building will serve as New Haven's first Downtown Drop-in & Resource Center for those experiencing homelessness. The space will offer a welcoming and accessible dining room and drop-in center on the street-level floor, where people experiencing unsheltered homelessness can get out of the cold, enjoy a warm cup of coffee, and have a hot meal. On the second floor, community partners will have dedicated space for "next level" support services; this will be the Resource Center. The space will include a medical clinic staffed by the Homeless Healthcare Department of Cornell Scott Hill Health Center, a clinical psychiatric examination room staffed by the street psychiatry team from Connecticut Mental Health Center, and offices for outreach workers and entry services to the Coordinated Access Network, which provides access to shelter and housing services. The Resource Center will also include a washer and dryer, shower facilities, and meeting space for a "consumer advisory board" comprised entirely of people with lived experience seeking to support and empower each other through self-organized advocacy. DESK will use the CDBG Funding to support: (a) the installation of an elevator to provide client access from the dining room on the first floor to the Resource Center on the second floor; (b) the installation of a new fire suppression system on the main floor to ensure adequate safety; and (c) the installation of a modern HVAC system that is both

highly efficient and reflective of the needs of a post-COVID world. No funds were expended during the program year. Plans were awaiting SHPO (CT State Historic Preservation Office) approval. DESK has requested additional funding under the City's PY 22-23 CDBG Program. Combined, these CDBG resources will help DESK provide the needed access, safety and HVAC improvements in the upcoming program year.

The Connection – 48 Howe St: \$30,000 in CDBG funding was allocated to support to repair its highly specialized heating/hot water system. 48 Howe St is a historical building owned and managed by The Connection which currently houses five residential and reentry programs for the State of CT serving approx. 1,000 clients a year. The building also provides shelter for program clients in the event of electrical outages or other natural disasters. In 2013 The Connection installed a state of the art Cogeneration (Cogen) unit which generates about 25% of all electricity used by the facility. A byproduct of the Cogen system is the production of hot water which is recirculated and provides 75% of the hot water for the building reducing the need to run the building's hot water heaters. The system has reached its capacity of 30,000 hours of operation and now needs engine repairs and servicing to remain functional.

Ring One Boxing – 790 Congress Avenue: CDBG Funds in the amount of \$172,050 will be used to support rehabilitation of the three-story structure in the North Hill neighborhood used for a Youth Boxing Program. Grant funds will support improvements to the ground level of the structure, which is 2,522 square feet of floor space. This area is used for all boxing classes and youth group activities. It includes two bathrooms and a single shower. Renovations will also be made to the outdoor space in the back of the building, which is approximately 1,930 square feet. Although the organization has made effort to keep the program open with little income from membership fees, regular wear and tear and unforeseen maintenance issues have left the structure and facilities run down and dilapidated. The structure needs major renovations from the roof all the way down to the floor tiles, and there are certain health concerns that must be addressed immediately. The lead-based paint is yellowed and peeling off the wall, and there are several holes in the ceiling evidently caused by plumbing issues.

Many of the hanging wall mirrors are cracked, broken, or missing and the carpet is extremely worn with rips and stains. The sections of carpet covered with rubber mat flooring are molded, and the mats themselves are badly faded and patched together with tape in some areas. Much of the equipment is damaged as well, with essential items like the boxing ring and several hanging bags also being held together by tape. The overhead lighting is dim and does not function in certain areas of the gym due to electrical issues. There is only a single heating source, so the gym is difficult too warm in the winter, and with no cooling system, is rank with the smell of sweat and mold in the summer months. Also, neither restroom is currently operational. Funding will be used for complete gut renovation of the lower level and to purchase essential boxing equipment needed to reestablish a positive, functioning, and safe environment for members of the boxing program. No funds were expended during the Program Year. The development of project specifications and finance packaging are currently underway.

'rKids: 45 Dixwell Avenue: \$40,131 in CDBG funding was used to support the installation of a security system. The security system provides one entrance for parents and another for the child and foster parents allowing for a safer environment for all. Project was completed May 2022.

Cornell Scott Hill Health Center - 400-428 Columbus Avenue: \$20,000 in CDBG Funds were allocated to support entryway improvements at CDBG funding will be used to improve the entranceway at the main care site located at 400-428 Columbus Avenue. CDBG Funding will support the following improvements: replacement of chipped and cracked sidewalks; resurfacing of the concrete semi-circular driveway; and the purchase and installation of energy-efficient motion-sensitive LED lighting. The agency's match funding will be used to complete the project by purchasing and installing permeant benches and concrete planters and/or bollards to improve the entryway exterior and repainting the columns, facade and overhang in front of the building. No funds were expended during the program year. To be expended in 2022-23 PY.

Continuum of Care - Halfway House- 599 Howard Street: \$34,214 in CDBG Funding was allocated to complete gut renovations to four of the six bathrooms at Continuum of Care's Halfway House at 599 Howard Avenue. The targeted four bathrooms

are in need of rehabilitation due to age and deterioration caused by high use within the rooming house. Each bathroom will require new plumbing and electrical renovations, new plumbing fixtures, vent fans, floor tiles and tile wainscoting for durability and sanitation. The New Haven Halfway House provides 24-hour on-site staff support to individuals in need of extensive support services and seeking to acquire community living skills in a congregate living setting. Residents have their own rooms but the New Haven Halfway House has communal kitchen, dining and living rooms as well as facilities dedicated to social and recreational activity. No Activity occurred during the Program Year. Funds will remain to support the activity during the 2022-23 Program Year.

Whalley Ave. Housing II, a Project of Marrakech - 518 Whalley Avenue: \$50,000 in CDBG funding was allocated to support replacement of the roof at the supportive housing facility. Funds will be used to hire a roofing contractor to strip the existing roof, correct any defects in the roof decking, drains and roof structure, and add insulation, and reinstall new roofing. No activity occurred during the program year. Funds will be used during the 2022-23 Program Year.

LCI Anti-Blight Public Improvements: \$66,021 in CDBG funds were utilized for project delivery costs related to the management of facility improvements and anti-blight improvements. Funds were expended in support the above referenced facility improvements.

LCI - Community Development / Main Street: \$16,245 in CDBG funds were used for program delivery to continue to support an aggressive effort to improve neighborhood commercial districts as part of the mission to promote private investment, facilitate economic development and improve the City's physical appearance.

Housing Production & Support: 2022-2023

Over the program year, \$1,074,794 in CDBG funds were expended for housing rehabilitation activities. A portion of the funds were expended by non-profit or community-based housing

developers working to provide affordable housing in a variety of configurations throughout the City. They included Beulah Land Development, Habitat for Humanity, and Neighborhood Housing Services. Most of these agencies utilize CDBG funds, in conjunction with HOME funds, and other funding resources, to create affordable housing.

During the 2021-2022 Program Year, the City completed multiple projects both ownership and rental with CDBG funding support. The City assisted with the completion of 275 rental units and 47 owner-occupancy units in projects using a combination of CDBG and HOME funding and other City Capital funding to leverage the federal entitlement. In many instances, CDBG resources supported project oversight and program management of projects completed or in progress with HOME funds. The table below summarizes the projects completed over the Program Year.

**Projects Completed: 2021-2022
Assisted with CDBG/HOME &
Other Public Funds**

Rental Housing	units completed	units occupied
City of New Haven 523 Winchester Ave	1	1
City of New Haven 535 Winchester Ave	1	1
City of New Haven 15 Thompson Street	1	1
City of New Haven 23 Thompson St	1	1
City of New Haven 539 Winchester Ave	1	1
City of New Haven 531 Winchester Ave	1	1
City of New Haven 575 Winchester Avenue	1	1
City of New Haven 532 Winchester Avenue	1	1
City of New Haven 27 Thompson Street	1	1
Glendower – Farnum Phase 2	116	116
Glendower RAD 2 Rehab	114	114
Emergency Elderly Program – Residential Rehab	0	0
Energy Efficiency Rehabilitation Program- Residential Rehab	6	6
TOTAL	275	275

Ownership Housing	units completed	units occupied
City of New Haven 523 Winchester Ave	1	1
City of New Haven 535 Winchester Ave	1	1
City of New Haven 15 Thompson Street	1	1
City of New Haven 23 Thompson St	1	1
City of New Haven 539 Winchester Ave	1	1
City of New Haven 531 Winchester Ave	1	1
City of New Haven 575 Winchester Avenue	1	1
City of New Haven 532 Winchester Avenue	1	1
Habitat for Humanity- 70 Woolsey	1	1
Habitat for Humanity – 136 Rosette	1	1
City of New Haven 27 Thompson Street	1	1
Habitat for Humanity 611 Middletown Ave	1	1
Habitat for Humanity 603 Middletown Ave	1	1
Energy Efficiency Rehabilitation Program – Residential Rehab	16	16
Down Payment and Closing Cost Program- Acquisition	14	14
Emergency Elderly Repair Program – Residential Rehab	4	4
TOTAL	47	47

The projects completed and in progress during program year 2021-2022 are summarized in the following narrative:

Habitat for Humanity (Acquisition): CDBG funds were used to acquire properties located at 264 Russell Street and 254 Russell Street. The acquisition of these parcels will result in the construction/ rehabilitation of single-family housing for low-income homeownership. FY 21-22 HOME funding was used to assist in the construction and completion of 603 Middletown Avenue -Completed and Sold-November 2021 and 611 Middletown Avenue - Completed and Sold-November 2021; Habitat also completed projects at 70 Woolsey Street and 136 Russell Street using Other Public Funding for construction.

Thompson/Winchester Homeownership Project- City of New Haven: PHASE 1:

Owner/Developer\ (BUILD ONLY) 18 units (9 Homeowner, 9 Rental): Redevelopment of thirteen (13) city owned vacant lots. The Project encompasses two (2) city blocks 100% complete and Certificates of Occupancy. FY 21-22 sold to End Buyers

222 Lafayette Street – RMS Hill to Downtown:

New Construction project; Total of 104 new rental units; 32 affordable units; project is in Financing Stage with DOH and private equity.

177 Winthrop Avenue – City of New Haven:

Rehabilitation of the property into a 2-family affordable homeownership with rental unit. Project is pending sale to a local CDC.

455 Howard Avenue (CONH Owner/Dev):

A Hill South Management Team partnership – new construction of a 2 family homeownership structure; garden apartment below. Project is progressing to construction with a start of Fall of 2022.

596-598 George Homeownership Project (CONH Owner/Dev):

6 units (2 Homeowner, 4 Rental units) historic duplex rehab project for homeownership. Construction phasing. General Contractor procurement is in process trying to fill gap financing of construction.

Antillean Manor – Carabetta: Demolition of the existing structure; New Construction of a 31 unit

rental project; 100% PBV; TDC \$13M; Financing is in the Closing Stage proceeding toward construction

Neighborhood Housing Services - Phase 3

vacant lots: 83 Butler, 44 Lilac St, & 198 Bassett St. New construction for homeownership; In the pre-development; financing stage

Kensington Square II Phase I-Rehab- The Community Builders:

The property is subsidized by a Section 8 HAP contract until 2023 for all 96 units. Resident services are located on site at the community center. 96 unit rehabilitation (1 for 1) no increase in density; Pending closing of financing; Phase includes GARDEN STREET PLAYGROUND improvements geared to community gardens and small children improvements. DAY STREET PARK IMPROVEMENTS is also going to be commencing during this phase of the rehabilitation by the City of New Haven.

Thompson/Winchester Homeownership Project- City of New Haven: PHASE 2:

Owner/Developer\ (DESIGN/BUILD) located 606, 614, 616, 632 Winchester and 136, 139 Starr Street; possible acquisition of 558 Winchester; Pre-development stage. **Construction estimated to begin mid-late Spring of 2022.**

Beulah Land Development Corporation (BLDC):

– 232 Munson St. (2 UNIT) and 245 Munson St. (1 UNIT) New Construction Homeownership Project. **Construction is scheduled to begin in August 2022.**

Beulah Land Development Corporation (BLDC):

– 124 Carmel St. New Construction Homeownership; BLDC has acquired the property and secured a HOME loan in the amount of \$200,000.00 for hard construction costs. **Construction began early 2022 estimated completion in late Fall 2022**

306 Dixwell Avenue (CONH Owner/Dev) –

Substantial rehabilitation project, converting existing mix use property (2 residential rental units and 1 commercial office) to be sold to homeowner occupant with housing rental and commercial rental.

Fair Haven (Grand Avenue) Homeownership

Project – Concept Phase – 3 brownstones 342,346,

350 Grand Avenue rehabilitate each into 2 family homeowner occupied affordable housing

340 Dixwell Avenue- Beulah/Spiritos: Mixed Use/Mixed Income; New Construction rental project; Mixed Use 73 units -18 MR/4 HOMELESS/51 AFF; 100% AFFORDABLE; State Urban Act Bond Award \$1M; LIHTC/CHFA; TDC \$24M; Start Mid-August, 2022; Complete late 2023

165 Ivy Street – ConnCorp Development– Rehab
= Rental - 2 unit – regulatory/predevelopment stage; Estimated start late Fall 2022

251 West Hazel St – ConnCorp Development –
Demo/NC Rental 2 unit – regulatory/predevelopment stage: procurement; Estimated start late Fall 2022

LCI Anti-Blight Residential Rehabilitation – Program Delivery: CDBG funds were utilized to provide program delivery costs and management of housing development and rehabilitation projects. LCI identifies and provides loans or grants for various housing projects to owner occupants of properties and non-profit housing developers. The projects, most of which were financed with HOME or Capital funding, included rehabilitation assistance, housing code improvements and weatherization to improve utility costs (EERAP or Disabled and Elderly Housing). Inspections, property specifications and project oversight and management are provided by LCI staff.

LCI Acquisition -Program Delivery: CDBG funds were utilized to provide program delivery costs and management of housing development and acquisition projects. LCI identifies properties and provides loans or grants for down payment and closing cost loans to homebuyers and acquisition grants to non-profit housing developers. Inspections, property specifications and project oversight and management are also provided by LCI staff. LCI acquired 6 properties during the program year. Future reuses include community centers, multi-family homes, side yard expansion, open space and community gardens.

LCI Anti-Blight Residential Rehabilitation – Lead Hazard Testing: With CDBG Anti-Blight Residential resources the City also financed testing for environmental hazards for its various residential loan programs and projects. Lead and asbestos remediation were provided to 2 properties. Lead

inspections and lead hazard reduction plans were completed for 6 properties.

Lead-based Paint Abatement Activities

The City received \$5,600,000 in FY 2019 from the HUD Office of Lead Hazard Control and Healthy Homes Grant. The City applied for and received these Lead-based Paint Abatement Program grant funds under the HUD SuperNOFA competitive grant process. The Lead Program is being managed by the City's Environmental Health Division of the Health Department. These funds are used to test residential housing units for the presence of lead-based paint hazards, abate housing units where children with elevated blood lead levels reside and to make housing units lead-safe and suitable for occupancy as part of non-profit housing rehabilitation efforts.

The testing for and abatement of lead-based paint hazards, is supported by the City's CDBG program. The New Haven Health Department inspects structures undergoing rehabilitation by the City of New Haven and non-profit housing developers such as Beulah Land Development, Mutual Housing and Neighborhood Housing Services. During the Program Year, lead paint abatement was completed at 10 housing units. Using CDBG funds. The inspection counts include inspections performed for non-profit developers as part of the City's Consolidated Planning rehabilitation requirements and the

inspection of privately-owned residential structures seeking potential participation in the lead program. The use of CDBG funds and Lead-Based Paint Hazard Reduction Grant funds has allowed for increased outreach, education, testing and the reduction of lead-based paint hazards in housing units throughout the City.

The City's LCI Department administers a CDBG allocation which makes funds available to developers for creation of lead safe housing units. A total of \$ 31,764 was expended during the program year on eight properties.

Housing Code Enforcement

Housing Code Enforcement activities were undertaken in conjunction with the various rehabilitation programs, as well as in response to housing code complaints. Over the program year, City Housing Code Enforcement Officers inspected and/or re-inspected a total of 8,093 housing code inspections and provided follow-ups in defined neighborhoods to arrest further deterioration. The eligible target areas identified by neighborhoods are Dwight, Hill, Fair Haven, Dixwell and Newhallville. These neighborhoods contain the greatest concentration of housing in need of repair and are also the location of other targeted community development improvements. The properties are inspected, and the owner is notified of the code violations

that need to be addressed. Code Enforcement personnel works with property owners and then re-inspects units to ensure that each property is brought up to code. Code Enforcement personnel work with landlords/owners in assessing improvement needs and refer them, as needed, to various rehabilitation loan programs. In instances where property owners cannot or will not make necessary repairs the City will contract for improvements and lien the property to recoup expenditures. This program helps to provide decent safe and affordable housing and neighborhood stability.

Economic Development

New Haven is committed to promoting economic development activities which encourage job growth and provide educational advancement and workforce development opportunities for all of its residents. Improving the economic status of residents helps to stabilize the neighborhoods in which they live and the community as a whole. Increased education, job training, skill development, supportive services and the creation of employment opportunity are all guiding objectives for creating economic strength in the City and for its residents. The following narrative describes economic development programs funded over the past program year using CDBG resources.

Small Business Resource Center: The Small

Business Resource Center (SBRC) continues to provide New Haven entrepreneurs with technical assistance, training, access to capital, networking, and mentorship. During FY22, CoVID-19 continued to consume our outreach and support efforts. When CoVID-19 arrived, SBRC pivoted programming immediately and began providing online curriculum. Online programming will remain an integral part of how SBRC supports the community for the duration of the pandemic. It has been easier for the community to access SBRC programming online while enabling expansion of our core services. SBRC continues to meet the goals originally outlined: to provide New Haven entrepreneurs with access to learn business fundamentals; to examine in a comprehensive way the benefits, responsibilities, and challenges associated with owning a business; to connect entrepreneurs with existing businesses to facilitate growth; to sponsor and create opportunities to showcase New Haven's minority business community; and, to connect all entrepreneurs with the support and resources they need to take next steps in their entrepreneurial pursuits. COVID-19 impacted every aspect of SBRC's operations. In some ways, SBRC is emerging stronger from the challenge. In others, SBRC has room to improve. SBRC serviced the following clients in FY2022. The breakdown includes:

- 94 training and credit assessments for new businesses
 - 41 DNA graduates 7 of which started new businesses
 - 10 inmates from two prisons in the area
 - 6 partnership loans to existing businesses
 - 50 jobs retained

The City of New Haven launched a Partnership Loan Program in collaboration with the Community Foundation for Greater New Haven and HEDCO, which yielded \$150,000 in loans to 6 small businesses and saved 11 jobs. This program was designed specifically to target area entrepreneurs that SBA's EIDL and PPP were unable to serve.

SBRC hosts a nine-week training program called DNA of an Entrepreneur ("DNA"), which

has been recognized by the State of Connecticut Small Business Development Center as the best of its kind in the state. Potential participants come to SBRC by word-of-mouth and through their own searches. Looking forward, SBRC intends to invest in software to deliver services better and more efficiently. DNA sessions are taught primarily by volunteers and, due to the pandemic, were taught entirely online. To participate, aspiring entrepreneurs are subject to a needs assessment and credit screening. A third-party provides credit counseling for those whose scores fall under 600. Credit screening helps ensure that every potential participant has a path to financing if they complete the program and allows our third-party credit counselor time to work with the individual to improve their credit when necessary. In FY2022, 42 participants completed DNA cohorts. SBRC served over 150 clients, 94 approached SBRC to start a new business and 7 started new businesses. In addition to the credit counseling, graduates were required to submit at least a first draft of their business plan and could miss no more than two classes to graduate. Participation in the DNA program has had many direct and indirect community benefits. Direct benefits include the creation of new businesses, and the creation of associated jobs. Additionally, the community benefits from more businesses and more jobs. Examples of ways the community benefits indirectly from SBRC programming includes reduced joblessness in the community, funds spent locally, and increases in individual self-esteem associated with creating something of value. SBRC launched a ground-breaking and widely acclaimed partnership in the FY2020-2021 period. SBRC established a partnership with the State of Connecticut Department of Corrections to deliver DNA programming to currently incarcerated people with six or fewer months left on their sentence. Inmates participated virtually in the fall and spring DNA cohorts. In FY2022, 10 inmates from McDougal Walker and Cheshire Correctional participated and graduated. While DNA's participation has remained steady, the

wait list to participate decreased. This is due in part to the suspension of walk-in meetings with SBRC professionals. In the past, appointments were not necessary, a potential participant could drop in at any time, be assessed immediately by a team member, and be directed to whatever resource they needed. SBRC hopes to see these numbers improve with the easing of Covid-19. SBRC has established a robust relationship with Goldman Sachs' 10,000 Small Businesses Program ("10KSB"). 10KSB is an MBA-like program offered for free to business owners whose businesses meet certain criteria. SBRC's liaison at the program refers to New Haven as their "favorite municipal partnership." As with DNA, in-person introductory sessions offered occasionally, and have given way to regular lunchtime virtual presentations called, "Strategies to Accelerate Revenue." In the current fiscal year, SBRC has pivoted to monthly on-line workshops which has resulted in an increase in business registration and attended. COVID prompted SBRC leadership to explore unconventional ways to feature and support New Haven's small businesses. Pre-COVID, SBRC struck new ground with the Proprietors of New Haven's Historic Green. In recognition of SBRC's work with small businesses, Proprietors for the first time in centuries permitted commerce on the Green and approved SBRC to host a holiday bazaar called Holiday Village ("HV"). SBRC invites vendors who do not have brick and mortar retail space to sell their hand-crafted goods at the event. COVID restrictions prevented SBRC from hosting the bazaar again in the Winter 2020. Timed with the tree lighting ceremony, December 2021 HV returned to the Green, and 15 New Haven-based vendors sold everything from donuts to shower steamers to high end jewelry. An informal poll of these vendors revealed average gross sales of approximately \$1,750 per vendor over the three-day event. The event provided New Haven vendors with exposure and sales that they would not have had otherwise. Finally, SBRC continues to institute outreach efforts to link entrepreneurs,

service providers, elite customers, and financiers together. Moving forward, SBRC sees this area as an opportunity for improvement, especially if SBRC can secure additional resources to do so.

Small Contractor's Development Program: The Small Contractor's Development Program (SCD) provided technical assistance and services to small, minority and women-owned construction companies to achieve economic equality through the bidding and procurement process. The program provided professional development workshops and certification programs to increase the capacity of small and minority businesses. During the program year, CDBG funds were used to support 29 businesses and create or retain 32 jobs. Expanded methods of virtual service delivery: webinars, WebEx, online, Zoom, Teams meetings. Collaborated with the City's Purchasing and Finance Departments to modify insurance requirements to allow greater MBE participation, resulting in an increase in MBE bidding participation. Provided in-person and virtual technical assistance to more than 329 small, woman, and minority contractors, and to an additional 686 contractors through phone calls and emails. Tracked the following results for small, minority-, and women-owned construction contractors: New Haven construction businesses received \$12,677,887 in prime contracts, Minority-owned construction businesses received \$7,316,384 in prime contracts, Women-owned construction businesses received \$3,295,000 in prime contracts, Small Contractor Development (SCD) contractors received \$6,991,146 in prime contracts

Organized, designed and conducted workshops. Three in person sessions were held providing SCD Program orientation to new contractors with brief summary of public procurement process, electronic bidding and prevailing wage rates. Two new workshops were added to the regular training schedule. Four sessions were held in diversity and sexual harassment training. These two workshops will be conducted every quarter. Created a new workshop for understanding SAMS and registration assistance. Conducted a virtual workshop explaining the new regulations, length of time required to receive registration, and how SCD will assist. 32 contractors attended 2021 saw an increase in Green Construction, with focuses on recycling, efficiency, sustainability, and smart technology. SCD added

two new training workshops in Green Construction. Two virtual workshops were held with 27 contractors attended. Understanding How to Bid City of New Haven Projects has been added to the schedule on a semiannual basis. SCD has combined Bonfire training and how to bid into one workshop. Construction Site Safety & Preparing A Site Safety Plan. Collaborated with the Connecticut building Construction Trades in hosting two 8 week training pre- apprentice construction training sessions

Hope for New Haven\Cercle Inc.: CDBG funds provided 10 early childcare providers with 6 modules of Atlas Training Online CDA program Provide ongoing administrative support to 10 providers to ensure the efficacy of the program outcomes Facilitate on line and in-person sessions to ensure completion of modules and program Provide providers with course materials, textbooks and supplies necessary for the successful completion of the program Provide providers with Pathways Exam Study Sessions.

Collab Inc. – Economic Development Corporation of New Haven: CDBG funds were used Support the full Accelerator cohort (all industry), begin supporting another Accelerator cohort (food industry), and support a Pre-Accelerator cohort. During these cohorts, we provide a variety of services such as business coaching and workshop facilitation. This report focuses on the entrepreneurs supported in the Accelerator cohorts. For the Pre-Accelerator, there were 38 registrants for the program.

Emerge Connecticut: CDBG funds were used to provide 37 formerly incarcerated adults participated in Skillset training and Academic Tutoring services. Participants received Classroom Training and On-The-Job Training as well as Safety Training and Carpentry and Finishing training. Participants completed 40 hours of tutoring.

Fresh Start: CDBG funds were utilized to provide job placement services to residents returning to New Haven following incarceration. 61 individuals were served by the job development specialist.

Literacy Volunteers: CDBG funds were used to provide basic literacy and ESOL training. 278 persons were assisted.

Public Services

During the 47th CDBG Program Year, \$570,757 in CDBG funds were expended to support various public service programs. These service programs included youth services and recreation programs, elderly service programs, health service programs, homeless assistance programs and community-based outreach programs. More than 7,300 persons and households benefited from these public services. Continued social distancing requirements due to the Covid-19 Pandemic affected many public service agencies and their ability to serve clients as many programs were postponed, reduced in scope to ensure distancing, or moved to on-line service only. Youth programs saw the greatest impact.

Over the program year the City supported numerous projects that addressed re-entry, family stabilization, and the provision of food and basic needs to persons and families impacted by the COVID pandemic. Youth Services, Health Services and Senior/Elderly Services received the majority of the CDBG funds allocated to public services. Education and economic advancement programs were also supported. Agencies which operated with the assistance of CDBG funds during 2021-2022 and their beneficiary accomplishments are as follows:

Public Service Projects & Beneficiaries: 2021-2022

Program/Activity	# Served
Believe in Me Empowerment Corporation	60p
BHcare, Inc. for Domestic Violence of Greater New Haven	38p
BHcare, Inc Family Justice Center	253p
Boys and Girls Club of New Haven	89p
Career Resources	24p
Casa Otonal Inc (Senior Meals)	73p
Casa Otonal Inc (Youth Program)	61p
Catholic Charities, Inc./Centro San Jose	40p
Children in Placement	15p
Downtown Evening Soup Kitchen (DESK)	1,615p
Edgewood PTA Childcare	50p
Elephant in the Room	36p
Elderly Services – City of New Haven	0p
Elm City International – ECI	20p
FISH of Greater New Haven, Inc.	2,762p
Hannah Gray	18p
Higher Heights Youth Empowerment	97p
Inspired Communities – Adult Institute	8p
Inspired Communities – Youth Institute	42p
Integrated Refugee & Immigrant Services IRIS	316p
JUNTA	0p
Liberty Community Services	79p
Literacy Volunteers of Greater New Haven	278p
Mary Wade Home – Transportation	66p
New Haven HomeOwnership Center	198h
Gather New Haven, formerly New Haven Land Trust Inc.	0p
New Haven Pop Warner Inc.	245p
New Haven READS	320p
New Haven YMCA Youth Center	132p
New Reach, Inc	1p
Office of Housing & Homelessness - City of New Haven	0p
Project More (After Care)	114p
Project More (Re-Entry Center)	358p
Solar Youth	42p
Student Parenting and Family Services	20p
The Children’s Community Programs of CT	7p
Winning Ways	37p
Youth Soccer Assoc. New Haven, Inc.	39p
Total People/Households Served	7,355p 198hh

HOME Accomplishments

During the program year, a total of approximately \$506,697 in HOME funds were expended and \$1,459,687 were committed in support of acquisition, predevelopment, rehabilitation and new construction activities as well as program administration.

Of the \$506,697 expended, \$14,895 was disbursed in the form of loans to non-profit and for-profit developers and as the primary funding source on City development projects. This program year, no funds were expended by Community Housing Development Organizations (CHDOs) to assist with predevelopment expenses. Within the other categories of assistance under the City’s HOME program, \$62,092 was expended to fund repairs under the Elderly Repair and Rehabilitation Program; \$7,500 was expended under the HOME-funded Downpayment and Closing Cost Program; and \$182,874 was expended under the HOME funded Energy Efficiency Rehabilitation Assistance Program.

To date, \$1,459,687 in HOME funds are committed in the following categories:

Housing Development Loans	1,134,579
Elderly Repair	10,900
CHDO Loans	266,031
Energy Efficiency Loans	48,177

Over the 2020-2021 Program Year, HOME funds were used to leverage various other funding sources such as State HOME funds, City Bond Funds, Federal Funds and other resources to complete affordable housing units.

Housing Development Over the Program Year

During the 2021-2022 Program Year, the City assisted with the completion of 275 rental units and 47 owner occupancy units in projects using HOME and/or CDBG funding. A table summarizing the projects completed over the Program Year and brief descriptions of the projects with the number of units completed and underway were described earlier in this Summary under the CDBG Program (beginning on page 12).

LCI Residential Loan Programs:

LCI identifies and provides loans or grants for various housing projects to owner occupants of properties and non-profit housing developers. The projects, most of which were financed with HOME or Capital funding, include rehabilitation assistance, housing code improvements and weatherization to improve utility costs (EERAP or Disabled and Elderly Housing). Inspections, property specifications and project oversight and management are provided by LCI staff. The City's Livable City Initiative (LCI) administers

the Down payment and Closing Cost program using HOME funds to provide a down payment program for first-time homebuyers.

In addition to providing funding, technical assistance and support to non-profit housing providers and developers under the Housing Development Program, the City's Livable City Initiative (LCI) administers the Elderly and Disabled Rehabilitation Program, Energy Efficiency Rehabilitation Assistance Program and Down Payment and Closing Cost Assistance Program and processes the Lead Hazard Control Program after intake completion. These programs are funded through HOME, Capital and HUD Lead Hazard Control Grant funding.

LCI identifies and provides loans or grants for various housing projects to owner occupants of properties and non-profit housing developers. The projects, most of which were financed with HOME or Capital funding, include rehabilitation assistance, housing code improvements and weatherization to improve utility costs (EERAP or Disabled and Elderly Housing). Inspections, property specifications and project oversight and management are provided by LCI staff. The City's Livable City Initiative (LCI) also administers the Down payment and Closing Cost program using HOME funds to provide a

down payment program for first-time homebuyers.

HOME Residential Loan Program Descriptions

Emergency Elderly/Disabled Program: This program provides a 0% interest loan of up to \$15,000 to elderly and/or disabled homeowners to assist in repair or replacement of housing components addressing health/safety issues in the structure. The loan is forgiven at the rate of 20% per year over 5 years. The homeowner's household income may not exceed 80% of the area's median family income, adjusted for family size. The funding can only be used for emergency improvements such as: roof replacement, electrical repairs, furnace repairs/replacement, plumbing repairs, and access and egress issues. It is meant to protect the health/life/safety of the owner occupant. Four (4) elderly units were assisted over the program year.

Energy Efficiency Rehabilitation Assistance Program (EERAP): This program provides a 0% interest loan of up to \$30,000 to homeowner occupants to assist in the costs related to upgrading energy efficiency for the purposes of providing safe, decent and energy efficient living conditions or replacement of housing components addressing health/safety issues in the structure. The homeowner's household income may not exceed 80% of the area's median family income, adjusted for family size. Under this program sixteen (16) units were approved and completed.

Down Payment Assistance Program: The Downpayment and Closing Costs Program aims to increase the homeownership rate, especially among lower income and minority households, and to revitalize and stabilize communities. The program was created to assist low-income homebuyers in purchasing a home by providing funds for downpayment and closing costs, carried out in conjunction with the

assisted home purchase.

The amount of assistance provided to any low-income family cannot exceed the greater of 6% of the purchase price of a single family (1-4) housing unit or up to \$10,000. The City will provide a 0% interest forgivable loan that is forgiven at the rate of 20% per year, as of each anniversary of the loan's execution date. At the end of the five-year loan period, the loan is fully forgiven. If the borrower is a City of New Haven employee, police officer of any jurisdiction, teacher in any school district, or military veteran or actively serving in the military the borrower receives up to an additional \$2,500 in assistance. In 2021-2022, the City provided down payment and closing cost assistance to fourteen (14) homebuyers using HOME and Capital funding.

Community Housing Development Corporations (CHDOs):

A portion of the City's HOME funding is allocated to Community Housing Development Corporations (CHDOs) whose affordable housing goals are grassroots driven. Currently, the following community-based groups are registered with the City of New Haven as Community Housing Development Organizations (CHDOs).

- Beulah Land Development Corporation
- Mutual Housing Association of South-Central CT, Inc. *d/b/a* NeighborWorks New Horizons

HOPWA Accomplishments

Funds for the HOPWA program in New Haven are designated for non-profit organizations that demonstrate the capacity to provide adequate and efficient housing and comprehensive supportive services for low-income persons living with HIV/AIDS and their families. Subgrantees offer scattered site TBRA, STRMU, PHP and an array of supportive services. Supportive services provided through the HOPWA program include case management, substance abuse treatment, life skills management and mental health services.

HOPWA is designed by HUD to be a regional grant. Since the HOPWA grant is regional, all applicants must be located within the New Haven Eligible Metropolitan Statistical Area (EMSA). The New Haven EMSA includes the following cities:

Ansonia, Beacon Falls, Bethany, Branford, Cheshire, Derby, East Haven, Guilford, Hamden, Madison, Meriden, Middlebury, Milford, Naugatuck Valley, New Haven, North Branford, North Haven, Orange, Oxford, Prospect, Seymour, Southbury, Wallingford, Waterbury, West Haven, Wolcott, Woodbridge

During FY 2021-2022, \$1,137,081,67 in HOPWA funds were awarded to 6 eligible agencies (including \$37,884.67 in carryover funding from previous years). The programs and projects funded over the program year addressed the need for housing, case management and various supportive services

for persons living with HIV/AIDS and their families. The agencies that received HOPWA funds during the fiscal year were: Columbus House, Independence Northwest, Leeway, Liberty Community Services, New Reach, and Staywell.

During this program year, \$1,078,849.50 in HOPWA funds were expended. The expenditure breakdown is as follows:

Columbus House	\$98,198.19
Independence Northwest	\$153,158.00
Leeway	\$62,805.41
Liberty Community Services	\$321,455.53
New Reach	\$331,785.24
Staywell	\$77,513.55

The City of New Haven expended \$33,995 during the program year for HOPWA Program Administration.

The programs and projects funded over the program year were targeted to provide much needed housing and supportive services for persons living with HIV/AIDS and their families. During the 2021-2022 program year, the following projects were funded:

Columbus House: Columbus House utilized HOPWA funding to provide rental assistance and supportive services through scattered site housing and supportive services to 12 clients.

Independence Northwest: Independence Northwest utilized HOPWA funding to provide 25 clients with rental assistance.

Leeway: Leeway provided case management to a total of 33 Residential Care Housing Program clients.

Liberty Community Services: Liberty provided tenant based rental assistance to 35 clients.

New Reach: Provided rental assistance to 27 families, and permanent housing placement for 4 families.

Staywell: Provide rental assistance and case management to 12 clients.

Community planning is done through the City's Consolidated Planning process. Numerous community experts and leaders from various agencies meet with the City Administration and the Financial and Program Analyst to discuss the needs of the communities they represent. Needs assessments are conducted with surveys and public meetings are held for the general population to allow them to express their views. Once HOPWA funds are disbursed, programmatic reports are submitted by service providers covering the time period of each invoice. Additionally, the service providers generate programmatic reports from the centralized HMIS system.

The needs of the City's special needs population have been reviewed as part of the Continuum of Care process in addition to the analyses undertaken by the various supportive housing and services providers serving the elderly, persons living with HIV/AIDS and

persons with disabilities. The City supports the production of supportive housing and services to enhance opportunities for persons with special needs. Over the strategy period, specific programs, which create housing opportunities for the City's special needs population and services, or improvements directed toward reducing isolation or dependency, will be promoted.

ESG Accomplishments

During the 2021-2022 Program Year, City of New Haven was awarded \$299,900 in ESG programmatic funding, including a carryover of \$4,107, totaling \$304,007. ESG funds were expended to support emergency shelter and homelessness prevention services and rapid re-housing in accordance with the Emergency Solutions Grants regulations. The expenditure breakdown is as follows:

Liberty - Prevention	\$50,521
Liberty – Street Outreach	\$35,084
New Reach	\$50,000
Columbus House - Overflow Shelter	\$75,000
Columbus House – Re-Housing	\$39,360

The City of New Haven also budgeted funding during the program year for ESG Administration. Descriptions of activities funded over the past program year are as follows:

Columbus House (Overflow Shelter): Between November 2021 and April 25, 2022, the Overflow provided shelter for 84 men and women. The Overflow operated during this season at the New Haven Village Suites due to public health crisis and on April 1st operation of the shelter was moved to the Columbus House Overflow on Printers Lane. It was deemed safe to operate congregate living programs at this time and 30 men were transferred to the Overflow Building for the remainder of the operating season while 26 other clients remained in the hotel or were transferred to the Columbus House Emergency Shelter to continue to work on their housing plan.

Columbus House (Re-Housing Program): Columbus House served a total of 28 clients during the year. During the last quarter, Columbus House served a total of 15 clients. 11 clients were transferred from another program and were given financial assistance to help maintain their housing.

Liberty Community Services (Prevention Program):

The program encountered several barriers administering the program. Several applicants who applied for rental arrearage assistance owed over \$5,000 and landlords and/or property management refused to participate due to Liberty's cap of \$1,500. Also, landlords were requesting at least 2 months security deposit and above FMR. The goal of the program was to serve 45 individuals and/or families and assisted 49 households to prevent homelessness and/or securing housing.

Liberty Community Services (Street Outreach):

An outreach worker carried out a strategic and targeted outreach schedule in coordination with the community's overall activities. This position engaged with 76 total individuals. This position facilitated the completion of housing eligibility documentation for 24 individuals. Through the course of the year, this position was able to respond to requests from the City's Homeless Services Coordinator to engage with people utilizing the mobile shower program, living in various encampments, panhandling at multiple locations throughout the city and congregating on private and City property.

New Reach (Re-Housing Program): The New Reach Case Worker enrolled a total of 9 new families (34 people) 13 adults, 21 children) this fiscal year.

The New Reach Case Worker provided services for a total of 29 households (96 people) this fiscal year including 61 children and 35 adults. According to the CCEH Dashboard for this contract year, 100% of the discharged households have not reentered shelter. No clients discharged to a homeless situation this year. 63% of households served were housed within 60 days of program intake. However, the program currently has an average housing placement of 57.3 days from program intake.

The City's ESG expenditures met the housing and supportive service needs of the homeless and persons at-risk of homelessness over the Program Year. The provision of decent, safe and affordable housing and a variety of supportive and transitional housing options also benefit the City's homeless and near homeless populations. The majority of these supportive programs and housing activities are funded with CDBG, HOME, HOPWA, City Bond Funds, City General Funds and various State and Federal funding sources.

The City provided emergency shelter, supportive services, outreach, rapid re-housing, and prevention services with its ESG funding.

Rapid Re-housing activities included security deposits and first month's rent. Rapid Re-housing activities are leveraged through ongoing rental assistance programs offered through the United Way, State of Connecticut DOH funding, and other private funding resources. Supportive Services and Case Management are leveraged through the State of Connecticut. ESG was used by agencies to

secure apartments for individuals and families, and leveraged programs provided funds for ongoing rental assistance.

The City reserves 5% of the overall award for administrative costs. Of the remaining 95% of the award, the City awards funding to non-profits within New Haven to provide services eligible according to Federal Regulation.

Coordinated Access Network (CAN)

The access and assessment restructuring of services available to individuals and families experiencing homelessness and/or at-risk of homelessness was in response to the federally enacted HEARTH Act. As a result, community providers have established a community-wide strategy to ensure that families and individuals experiencing homelessness have access to the best housing and service resources that quickly ends their housing crisis permanently, ensure the best fit between the person's needs and the intervention provided, standardize decision-making within a community through use of common assessment procedures and improve program and system (community) outcomes.

For a detailed overview of historical ESG Rapid Re-housing, Prevention and Shelter expenditures and programmatic outcomes, see the ESG Specific CAPER section.

ESG Citizen Review Board

The City of New Haven utilizes a Citizen Review Board to review applications, recommend funding levels and establish funding priorities for the new fiscal year. The ESG Citizen Review Board works in the development of ESG program priorities and the allocation of funds. The City awards Rapid Re-housing and Homeless Prevention funding based on a competitive application process, which includes the review, scoring and ranking of applications. Standards and program structure vary between applicant agencies, with each program serving a specific targeted population, such as individuals and families, for both Rapid Re-housing services and Homelessness Prevention. The City of New Haven allows agencies to apply for all eligible costs allowable under the program and strives to identify and fund any service gaps within the city. The City's funding allocations include recommendations from previously homeless individuals, those involved in working with the homeless population and non-conflicted homeless service providers.

City of New Haven General Fund Expenditures for Homeless Activities

The City also directly expends its General Fund resources to support emergency shelter housing for the homeless, homelessness prevention and support services. During 2021-

2022, \$ 1,145,271 in General Fund resources were expended by the City of New Haven to support programs and activities that benefit the homeless.

Total General Fund expenditures included the following:

BHCare	\$197,265
Christian Community Action	\$105,000
Columbus House	201,379
Continuum of Care	91,905
Downtown Evening Soup Kitchen	55,980
Fellowship Inc	39,000
Liberty Community Services	159,082
New Reach	204,999
Youth Continuum	85,756

5 Year Housing Plan to End Homelessness in New Haven

In March of 2021 the Office of Homelessness designed a 5-year plan to address the immediate and long-term needs of people experiencing homelessness in New Haven. It included creating additional low-barrier service capacity (including shower / laundry facilities), Navigation Hubs, and expanded outreach services to the unsheltered. During this fiscal year we were able to deliver a combined 500 service calls for showers, housing case management, medical care and barbering. The long-term goal is to transform the way the City of New Haven invests in programs to address homelessness, while providing 550 safe and deeply affordable housing units throughout the

Greater New Haven Region for people experiencing homelessness. During 2021-2022, \$ 1,33,499 in General Fund resources were expended by the City of New Haven to support programs and activities that benefit the homeless.

Year 1 Results:

Warming Center Service- November 2021 – April 2022

- 183 individuals served
- 67 individuals were housed
- 39 individuals received employment assistance
- 57 individuals were assisted with obtaining personal documents (ID, birth certificate, etc.)

Cold Weather Services for families

- 4 families received hotel assistance for 241 nights
- 38 families received housing case management
- 10 families received transportation assistance

Family shelter services

- 64 families served at New Reach

Cold Weather services for men overflow shelter

- 92 men served
- 42 men were referred to treatment
- 21 men received employment assistance
- 14 men obtained employment
- 53 men were matched to housing

- 16 men moved to independent housing
- 275 meals were served two times a day to individuals in warming center and overflow shelter

Case Management Services:

- 128 households received utility assistance through CCA
 - 3 households received security
- 86 individuals received housing assistance through the TAP/ Continuum Care
- 123 households received case management services
 - 78 families received financial assistance
 - 41 households assisted with housing search
 - 45 home visits were conducted
 - 27 households received quality control apartment inspections
- 85 youth received case management services by Youth Continuum
 - 24 youth were housed
 - 62 youth accessed crisis housing beds

Navigation Hubs

- 312 visits to DESK
 - 112 Medical/ Behavioral Health care visits
- 190 individual visits to Fellowship Place
 - 77 Medical / Behavioral Health care visits

- 51 secured permanent housing

Phase 1. CARES ACT Funds – 200 housing units

- ❖ The City of New Haven allocated \$1.2M to rapidly rehouse 200 households (families and individuals)
- ❖ Will increase outreach capacity to engage unsheltered homeless individuals and connect them to services and housing options.

Rapid Rehousing/ Eviction Prevention Results to date:

- 71 household - RRH
- 255 households - Eviction Prevention

American Rescue Plan Funds

- ❖ Increase the number of navigation hubs throughout the city where the unsheltered homeless could connect to services and address their ADL (activities of daily living) needs.
- ❖ Added mobile shower services

ARPA Navigation HUB Results:

There were 5 Hubs funded which provided a continuum of services with coverage 7 days per week including holidays and evenings. These hubs provided access to basic needs (laundry, showers, food), employment services, vocational assessments, individual service plans (ISP), medical / behavioral health care. The mobile shower trailer visited 3 sites weekly throughout the city.

- 196 individuals accessed showers and laundry services at Liberty (ARPA)
 - 46 individuals received housing case management
- 347 individuals case management, toiletries, snacks, harm reduction

- services - BHcare*
- *232 individuals case management, access to showers, laundry, refreshments CAA*
- *60 individuals served weekends/holidays for vocational assessment job training / job placement – Fellowship Place*
- *800 visits for basic needs, medical / behavioral care – DESK*
- *347 Showers provided by Power in the Shower*

Other City of New Haven Actions to Address Homelessness

In addition to the programs and services described above, in recognition that homelessness in New Haven is a priority, the City of New Haven Board of Alders in October 1999, enacted an ordinance creating and seating a Mayoral Homeless Commission, the New Haven Homeless Advisory Commission. The purpose of this commission is to provide advice to the Mayor and the Board of Aldermen concerning the issues that homeless individuals and families face, and to make recommendations of proposed solutions. Membership includes residents, homeless and recently homeless persons, homeless service providers, board members and advocates, as well as aldermanic, community services, housing authority and Livable City Initiative (city housing program) representation. The Office of Housing and Homelessness Services provides staffing for the Homeless Advisory Commission. This Commission meets monthly and serves as a public forum for those interested in issues regarding homelessness

and offers testimony to state and local legislative bodies on these issues. This Commission submitted a Resolution to the Mayor and the Board of Alders concerning the need for Single Room Occupancy (SRO) units to reduce homelessness in New Haven. This Resolution led to the formation of an Affordable Housing Taskforce to explore ways to increase the availability of deeply affordable housing units. The Homeless Commission also submitted a Resolution to the Mayor and the Board of Alders concerning the De-Criminalization of Homelessness in New Haven; followed by an Ordinance concerning a Bill of Rights for New Haven Residents Experiencing Homelessness.

The New Haven Ten Year Plan to End Chronic Homelessness

The Homeless Advisory Commission developed a 10-year plan to end chronic homelessness in New Haven. This effort brought together traditional and non-traditional stakeholders to develop an innovative approach to deal with chronic homelessness. The Plan – the New Haven Ten Year Plan to End Chronic Homelessness covered a variety of topics including prevention activities, strengthening shelter services/policies, the City’s Shelter Length of Stay Policy and the development of adequate supportive housing opportunities with the appropriate levels of supportive services.

Most recently the Homeless Advisory Commission endorsed the Office of Housing & Homelessness proposed 5-year Housing Plan to End Homelessness. This plan addresses the short and long term needs of people experiencing homelessness.

Special Allocations of CARES Act Funding

On March 27, 2020, in response to the Coronavirus/COVID19 pandemic, President Donald Trump signed the Coronavirus Aid, Relief and Economic Security (CARES) Act, Public Law 116-136, to assist communities in addressing needs directly related to the public health crisis.

The City of New Haven received three (3) categories of funds (CDBG-CV, ESG-CV and HOPWACV) through the federal Office of Housing and Urban Development (HUD) in connection with the CARES Act. These supplemental allocations, received through the CARES Act funding distribution were distributed to the City in several phases or tranches as shown below:

1st Tranche

- \$2,236,393 in CDBG-CV funds,
- \$1,137,914 in ESG-CV funds and
- \$160,839 in HOPWA-CV funds

2nd Tranche

- \$1,509,315 in ESG-CV2

3rd Tranche

- \$1,316,331 in CDBG-CV3

The purpose of the CARES Act funding is to directly address the COVID-19 pandemic and its impact on the community. All projects, programs and activities must directly address needs related to the COVID-19 pandemic and directly ***PREVENT, PREPARE FOR, OR***

RESPOND TO THE CORONAVIRUS PANDEMIC.

Use of CARES Act Funding

The City developed a plan for allocating its CARES Act Funding. It should be noted that a duplication of programming or beneficiaries is forbidden under the regulations for funding expenditures. As such, the City was required to structure a plan that did not duplicate services or programs being offered by other entities such as FEMA, the State of Connecticut, the Department of Education, etc. with CARES Act funding. Furthermore, as required under the various regulations in place for the grant programs, the funds must principally benefit low- and moderate-income persons or households.

CARES Act - Program Implementation and Expenditures to Date

CDBG-CV - Housing Assistance & Stabilization

CASTLE Program: The City of New Haven Coronavirus Assistance and Security Tenant Landlord Emergency Program (CASTLE) was designed to assist in mitigating the risk of eviction or foreclosure and create housing stability. The purpose of the program is to provide rental and/or mortgage assistance to households in arrears due to the Covid-19 pandemic. The CASTLE Program assisted tenants and homeowners in New Haven who have experienced income loss due to Covid-19 and are experiencing housing insecurity.

The City allocated \$802,393 toward the CASTLE Program. During the program year, assistance up to \$12,000 of COVID Back Rent assistance was provided to 42 households. An additional 27 households are pending review. To date, through the program year \$442,810 was expended. Funding in the amount of \$200,000 was committed to New Haven Legal Assistance to expand resources to prevent related to Covid 19.

Landlords write off the balance of any COVID Back Rent after CASTLE payment. Landlords will deem tenant current in rent, and the rent records will show a zero balance on all Pre-COVID Back Rent and COVID Back Rent, Landlords agree not to commence eviction proceeding for Pre-COVID/COVID rent. Effective as of September 22, 2021, the amount of assistance provided has increased to \$12,000.

CDBG-CV – Economic Resiliency

Economic Resiliency - New Haven Partnership Loan Program: The City of New Haven partnered with HEDCO, Inc. the Community Foundation for Greater New Haven and the Amour Propre Fund to provide financial relief to minority, small, and women-owned businesses impacted by the Covid-19 Pandemic. The collaboration established a Partnership Loan Program. The program is administered and underwritten by HEDCO. The City contributed \$250,000 in CARES Act CDBG-CV funding toward the loan program. This CARES Act funding will contribute 16.67% of the maximum loan amount of \$25,000.

Under the Program, a qualifying small business with 20 or fewer employees (1-20 employees)

may apply for a four (4%) percent term loan for up to \$25,000 (Twenty-five Thousand Dollars). This \$1.5 million Program will be allocated to minority-owned and women-owned small businesses based in New Haven and to minority-owned and women-owned businesses located the Valley with a priority to the towns of Derby or Ansonia.

Eligibility:

To be considered for the Program, the small business must:

- Be a for-profit business with no more than 20 (full or part-time) employees
- Be a minority-owned and/or women-owned small business (minimum 51% of minority/woman ownership required)
- Be located in the City of New Haven, or Ansonia, or Derby (CARES Act funds only available to New Haven Businesses)
- Be in good standing with the Department of Revenue Services (DRS)
- Have been conducting business for a minimum of one year

Terms & Conditions

- Term Loan up to \$25,000 (loans available from \$10,000- \$25,000)
- 4% interest rate
- First 12 months interest only – 13 month converts into principal and interest payments
- No application fee

Loans to New Haven small businesses in good standing after 12 months are eligible for forgiveness for up to 16.67% of the original loan amount (which represents the CARES Act funding).

During the program year, \$150,000 in CDBG-CV loans were provided to 6 small businesses in New Haven, saving 11 jobs.

Hope for New Haven/CERCLE: CDBG-CV funding was used to recruit one additional new candidate for the program, replacing one

candidate that ended their apprenticeship. Delivered an additional 968 hours of direct instruction job training for two existing apprentices. Delivered 660 hours of direct instruction job training at a NAEYC accredited child care center to one new apprentice. Delivered professional development training designed to increase knowledge and competency in the delivery of high-quality early childhood education. Prepared apprentice candidates to enter a full-time employment as Early Childhood Education teacher position.

Marrakech: CDBG-CV funding was used to for renovations and repairs that have allowed for increased accessibility and COVID safety for the artists that Marrakech supports at the East Street Arts location. Also, these repairs make the location more inviting and will possibly increase sales which in turn brings income into the hands of the people we support with disabilities. The energy efficiency upgrades will also assist with making this location more sustainable and allow us to continue providing art-based services.

Casa Otonal: CDBG-CV funding was used to provide work opportunities and training, provided arts and crafts to the community, space for Mariachi lessons to youth, provided tuition scholarships for CDA trainings, hired part kitchen staff and full service coordinator.

City Seed: CDBG-CV funding was used to adapt the Sanctuary Kitchen the online ordering platform, switched to more sustainable packaging options, and hired a branding and marketing agency to write a press release, design banners, and other collateral materials to reflect our updated business model and pivot from catering to take-out and subscription meals.

Westville Village Renaissance Alliance: CDBG-CV funding was used to create an outdoor marketplace for the Westville district to extend buying season.

CDBG-CV - Basic Needs

Christian Community Action: CDBG-CV funding was used to expand CCA's homeless prevention and diversion services through the provision of housing information and referral services to 78 clients. This included supplementing the salary of an intake coordinator, responsible for triaging new families and individuals to the appropriate CCA program, and an ARISE Director to facilitate the flow of care at the macro-level.

Christian Community Action conducted HIC initial intake, scheduled entry dates for the clients to enter the shelter, and collected vital documents for client files. Family households were connected to a CCA Family Coach to provide direct case management services throughout their time in the shelter. CCA provided emergency shelter for 33 adults, 45 children, for a total of 78 individuals.

CitySeed, Inc: CDBG-CV funds were used to distribute food on an emergency basis to homeless individuals, first responders temporarily housed in hotels and isolation centers, and other persons in need during the pandemic. Over 5,190 meals were provided and 235 individuals were served.

Community Action Agency of New Haven: CDBG-CV funds were used to assist displaced or impacted Covid-19 households with obtaining food and basic needs such as PPE, personal hygiene products and other items that were needed to offset financial burden. CAANH was able to provide support to 62 households. A total of 1,264 bags of food were provided.

FISH of Greater New Haven: CDBG-CV Funds were used to support its food delivery program to homebound clients during the Covid-19 pandemic. The P2P (Pantry to Pantry) Program served individuals who would otherwise not have access to adequate nutrition while sheltering in place. Assistance was provided to vulnerable, homebound, and immuno-

compromised residents. With the assistance of numerous stores (Big Y, BJ's, Trader Joes, Baldors, and CT Food Bank; Fish served over 169,000 pounds of produce, dairy, nuts, grains, and shelf stable items. Well over 109,000 meals were provided and over 2,033 individuals/families were served.

IRIS - Integrated Refugee & Immigrant

Services: CDBG-CV funding was utilized to provide emergency support during the pandemic to immigrants in New Haven including, emergency housing assistance, food pantry supplements, food, medicine and medical care (for those who are uninsured), case management and mental health services and assistance in accessing and referrals to other assistance or supports. 465 individuals were provided services through the program. Improvements were also made to the building to prevent spread of COVID-19 when staff meet with clients.

New Haven Ecology Project: CDBG-CV funding was utilized to provide food boxes to food insecure households during the pandemic. Farm produce, bread and other food were packed into boxes and delivered to vulnerable New Haven families. Roughly 5,000 food boxes were delivered to over 80 families and near 1,000 senior households.

Marrakech Whalley Avenue Facility: CDBG-CV funding was utilized to purchase air purifiers, electrostatic sprayers, clear partitions/dividers, hand sanitizer stations, cleaners/disinfectants/hand sanitizer as well as masks and gloves. Maintenance staff were trained in using the cleaning materials. 45 clients directly benefitted from the improvements.

Marrakech Young Adult Services Program:

CDBG-CV funding was utilized to purchase protective barriers for vehicles to make travel in the vans safer for appointments, outings and other activities serving Marrakech clients. Funds also helped to purchase electrostatic

sprayers to ensure safer living environments and allowed the drop-in center to reopen safely. Clear partitions/dividers for on-site management and offices were also installed. Hand sanitizer stations, cleaners/disinfectants and hand sanitizer as well as PPE equipment (gloves, masks, infrared thermometers were also purchased. 26 clients directly benefitted from the improvements.

Solar Youth:

CDBG-CV funding was utilized to provide a total of 15 unique youth ages 8-14 who reside in West Rock low-income neighborhoods. The extended program assisted working families by providing tech access and supervision to students. Students maintained focus, improved assignment completion and remote class attendance. Students also gained new skills and confidence by engaging in positive youth development activities where they practiced skills in stress reduction, creative thinking, and positive communication. A total of 19 sessions were provided (152 hours).

CDBG-CV Public Health and Safety

Boys and Girls Club of New Haven:

CDBG-CV funds were used to provide COVID-19 safety measures for the afterschool program. Funding ensured safety during COVID-19 and allowed for extended custodial services for disinfecting their Columbus Ave. facility, a part-time health care provider and supplies and facility improvements required to mitigate the spread of COVID-19. The part-time healthcare provider tracked attendance, set policies for contact tracing and monitored health standards. The Health Coordinator maintained daily records of students' temperatures, discussed daily with both students and parents with any concerns regarding COVID protocols and stressed the importance of social distancing, wearing a mask, and handwashing. 74 youth benefitted from the program.

Boys and Girls Club of New Haven HVAC: CDBG-CV funds are being used for the installation of an updated HVAC system in the gym.

Believe In Me Empowerment Corporation: CDBG-CV Funds were used to provide a community food program. Face masks, gloves, hand sanitizer, alcohol pads and cleaning supplies were provided as well. Plexiglass was also installed to promote social distancing.

Hope for New Haven/CERCLE: CDBG-CV funding was used to procure 24 Victory Electrostatic Handheld Spraying devices and distributed the devices to early childhood businesses operating family childcare homes, group homes and center-based childcare programs. Promoted the opportunity to childcare businesses in the community during weekly provider Zoom meeting. Allocated 24 devices to childcare business operating in December 2020. Childcare providers operated in the following New Haven neighborhoods: Westville, West River, Newhallville, Fair Haven Heights, Fair Haven, Edgewood, Dwight, Dixwell, Beaver Hill, Wooster Square, East Shore/Morris Cove.

New Haven YMCA Youth Center: CDBG-CV Funds were used to provide a school enrichment program. Literacy tutors worked with students. Youth received enrichment programming, homework assistance, arts programming, recreational programming and supports.

Project MORE Re-Entry Welcome Center: CDBG-CV funds were used to support a Re-Entry Welcome Center for individuals who were recently released from incarceration. Funds were used to support operation of a drop-in center and place for individuals to connect with services. Individuals received COVID education and information about testing sites and resources available in New Haven. 204 individuals benefitted from the services made available through the program.

Yale University: Funds were used to provide community based COVID-19 services and supplies to vulnerable populations in New Haven to disrupt the chain of COVID-19 transmission.

COVID Testing: Funds have been utilized to provide COVID-19 testing. Over 1,200 test have been administered.

CDBG-CV Support for At Risk Populations

Beulah Heights Social Integration Program: CDBG-CV funds were used to provide Food bags to clients through a collaborative partnership with the Community Soup Kitchen. Clients included senior citizens and unemployed and underemployed individuals and families. living in the Dixwell and Newhallville community who have suffered financial hardship or loss during the pandemic. Through collaboration with the City's Elderly Services Department, food was delivered to developments housing elderly residents. 196 persons benefitted from the program.

Project MORE, Inc.: Project MORE used CDBG-CV funding to assist individuals released from prison during the pandemic with enhanced housing assistance in response to COVID concerns. 32 individuals received assistance.

CDBG CARES Act Accomplishments	# Served
CASTLE Program	99
CDBG-CV Admin	Citywide
Christian Community Action	78
CitySeed, Inc.	235
Community Action Agency of New Haven	62
FISH of Greater New Haven	2,033
IRIS - Integrated Refugee & Immigrant Services	465
Marrakech Whalley Ave. Facility	45
Marrakech Young Adult Services Program	26
New Haven Ecology Project	10,117
Solar Youth	15
Believe In Me Empowerment Corporation	147
Boys and Girls Club of New Haven	74
Hope for New Haven/CERCLE	21
New Haven YMCA Youth Center	50
Project MORE, Inc.	204
Yale University	Citywide
Beulah Heights Social Integration Program	196
Project MORE, Inc. Housing Assistance	32
COVID Testing	Citywide
Marrakech	16
Casa Otonal	54
City Seed	15
HOPE for New Haven CERCLE Inc	3
Westville Village Renaissance Alliance	4,065
New Haven Partnership Loan Program	10
COVID-19 Testing	Citywide
Boys and Girls Club of New Haven HVAC System	1 facility

ESG-CV Rapid Rehousing/ Homeless Prevention

Columbus house

Columbus House was allocated \$400,000 to hire a new Rapid Re-housing Case Manager, Eviction Prevention Case Manager and Employment Specialist and provide rental assistance and client support for credit repair. Columbus house has served 23 clients through the RRH program, 52 clients through the eviction prevention program and hired needed personnel. They have spent \$292,631.76 YTD.

Liberty Community Services

Liberty Community Services was allocated \$300,000 towards RRH and \$41,514 towards RR prevention funds to help New Haven households prevent a period of homelessness due to COVID-19 by providing one-time financial assistance of \$2,000 on average for short term housing case management and tenant education. LCS has serviced 36 households- 73 people total spending within their RRH program and 203 clients within their Rapid RRH Prevention program. Liberty moved \$107,715.50 from their RRH award to their RRH Prevention program making the new RRH total \$192,284.50 and the new RRH Prevention total \$149,229.50. Liberty has spent \$180,907.45 in their RRH award and \$116,279.24 in their Prevention YTD.

New Reach

Funds were allocated \$400,000 to hire one full-time Case Manager and financial assistance to households facing hardships due to COVID-19. 31 households have been enrolled since the programs start. In the last quarter 12 households were served and received at least one community resource referral. Each client is assessed to determine their needs and is referred to the appropriate resource as part of the case work process. 12 of the 12 households served this quarter are housed. The average time frame to be housed for these families was 59 days. They have spent \$292,631.76 YTD.

ESG-CV Sheltered/ Unsheltered

New Reach

New Reach was allocated \$85,000 to help in mitigating the spread of the virus such as regularly scheduled deep cleanings of the shelter sites, plexiglass room dividers to be placed between beds in shared client rooms and common areas (Martha's Place and Life Haven), desktop moveable plexiglass structures for in-person client meetings and personal protective equipment for frontline staff.

New Reach has Distributed PPE to 76 households which total 133 clients at Martha's Place and Life Haven shelters within the last quarter. This includes 40 adults and 53 children at Life Haven, and 40 adults at Martha's Place. PPE supplies purchased for both shelters included non-bleach cleaners, vinyl food-service quality gloves and WIFI internet. Housekeeping staff continue the necessary cleaning to help mitigate any spread of COVID. \$25,000 dollar was added to this grant for shelter improvements making the new total \$110,000. New Reach has spent \$81,865.10.

Youth Continuum

Youth Continuum was allocated \$70,000 that was used to fund additional housing space at the apartment complex located at 315-319 Winthrop Ave. in order to provide isolation space for any youth that tests positive or has been exposed to someone who tests positive for Covid. This additional space increased their capacity to provide social distancing by allowing most youth to have individual bedrooms, and youth who are doubled in one bedroom would have a much larger space than currently afforded. Funds were also be used to add a full-time clinician to the staffing model in order to provide on-site initial and ongoing clinical and crisis support to address youth mental health/substance abuse needs which have increased in response to isolation and Covid concerns. Youth transitioning to Rapid Re-Housing or Permanent Supportive housing will be able to continue with treatment during the transition, as needed. Youth Continuum rents an apartment building located at 315 Winthrop Ave., New Haven consisting of 12 apartments. The Crisis Housing program occupies 4 of the apartments (therefore gets an allocation of 1/3 of the monthly rent). Youth Continuum has spent this grant in entirety.

ESG-CV Basic Needs

Christian Community Action

CCA was allocated \$50,000. This grant from the City of New Haven allowed CCA to reach and serve more people and with greater continuity during the difficult period of the coronavirus by restoring the Neighborhood Services Advocate (NSA) position and developing a more comprehensive continuum of care (the process by which families and individuals we serve move from instability to independence through our programs). The NSA will provide services to families and senior citizens needing emergency food and other forms of assistance, i.e. fuel, diapers and information about and referral to programs within CCA and other community organizations. Under the supervision of CCA's Director of Emergency Family Services (EFS), the NSA will also expand CCA's advocacy efforts to include person-centered information and collect data about unmet service needs during and after our current pandemic, as well as offer administrative and outreach support to the Director of EFS. The person's primary focus will be on emergency service provision and coordination, short-term crisis advocacy, and building relationships within the New Haven community that will benefit CCA and those we serve. This outreach will be Hill based and encourage the cultivation of relationships between organizations like the NH Board of Education, Hill North Community Management Team, Community Food Assistance Network (CFAN) and others doing similar work to CCA in order to and better serve the neighborhood as a whole. CCA was allocated an additional \$101,500 for eviction prevention hoteling services making their overall award total \$151,500, CCA has spent this grant in entirety. CCA assisted 32 families, 89 Persons, 35 Adults, 54 Children within the eviction program and assisted 149 Households, 377 Persons,

202 Adults, 175 Children with their NSA program.

Liberty Community Services

Liberty Community Services was allocated \$146,474. Funds were allocated to hire 1.6 FTE Service Navigators to make showers and laundry available by appointment/referral 7 days a week, provide prepared meals and packaged food and beverages, & make referrals to services. Funds assisted in the purchase of two sets of commercial grade washers and dryers and helped acquire and maintain an inventory of laundry supplies, towels and grooming supplies and purchase and maintain an inventory of basic needs that cannot be acquired through donations, i.e., undergarments, backpacks, washable laundry bags, etc. Liberty Community Services has had 196 different people utilize this service.

Marrakech- TIC program

Marrakech Inc. was allocated \$60,000 in ESG-CV funds to hire one TIC Manager and one TI Engagement Specialist to extend program hours to an additional 25 hours a week as well as the purchase of vehicle barrier between passenger and driver, electrostatic sprayers, clear partitions and dividers, PPE, Air Purifier. TIC extended hours continue to go well. As of 5/1/21, TIC started extended hours on the weekend as well. 727 participants have attended the TIC program. Marrakech expended their original allocated funds causing them to remove their extended hours, they requested to move money from their outreach and engagement funding into their TIC program to re- extend their hours. Once approved they received \$38,857 from their outreach and engagement program to this award to re-extend their TIC program. Marrakech has spent \$68,726.66 YTD.

HOPWA-CV

Columbus House

Columbus House was allocated \$92,073 to provide tenant based rental assistance for 2 years to HOPWA eligible clients. Columbus house has been able to house 4 clients. They have received other referrals from the New Haven CAN, however, the offer of financial assistance was turned down or the clients were not eligible. Columbus House spent \$9,249.35 before they forfeited the balance of their funding. The City opened a RFP for agencies to apply for the balance. New Reach has been allocated \$50,000 and Staywell has been allocated \$32,823.65 in HOPWA-CV funding.

Liberty Community Services

Liberty Community Services was allocated \$68,766 in HOPWA-CV funds to provide rental assistance and housing support for those with an expressed need who are HOPWA eligible. Assistance includes rental startup and one-time housing assistance. LCS served 3 individuals with direct payments to landlord and/or property management to secure or obtain housing. Liberty has spent \$14,254.99 YTD.

ARPA- American Rescue Plan Safe Summer Programs

BH Care

BH Care was allocated \$75,000 to hire a Full-time Outreach Hub Navigator that worked closely with BH Care's additional homeless outreach staff, including, but not limited to the Outreach Navigator, COACH 2.0 Case Managers and PATH to assist any unsheltered homeless individual coming to the HUB and requesting services. Staff would be working closely with local New Haven agencies to assist in identifying and working with the additional sub-population of unsheltered homeless sex workers in the local area to provide supplemental supports. Collaboration with organizations such as New Reach, Liberty Community Services, Local New Haven Police and SWAN CT (Sex Workers & Allies Network)

would be essential in properly and thoroughly serving the unsheltered homeless individuals of New Haven. BH Cares has served approximately 347 clients. BH Care has spent \$73,660.32 out of \$75,000 allocated.

Community Action Agency

Community Action Agency of New Haven was allocated \$75,000 for the Passport Transitional Services Hub program (PTS-Hub), Community Action Agency of New Haven (CAANH) performs various activities to provide tangible, accessible, and quality resources to help the homeless population in New Haven meet their housing and basic needs. These activities include access to showers and laundry on a first come-first-serve basis, refreshments, outreach to vulnerable individuals, informational sessions, referrals to community partners and case management services. Through case management, CAANH staff assesses clients' needs, creates an individualized service plan (ISP), follows up with clients and provides referrals to services that address their specific needs and allows them to reach their desired goals. The PTS Hub, located at 333 Valley Street, opened in Sept. 2021. CCANH has served approximately 232 clients. CAANH has spent \$74,998.36 out of the allocated \$75,000.

DESK

Downtown Evening Soup Kitchen was allocated \$50,000 for their Navigation Hub Services that provided first-contact services by working to enter people into the system, assisting them to connect to shelter, housing, healthcare, mental health services, employment services, and peer support services. DESK offered basic needs items such as food, clothing, toiletries and personal care products, blankets, and other items as requested while also operating the city's Severe Weather Protocols. In the event of implementation of severe weather protocols, DESK kept their space open and available for those with nowhere else to seek refuge. DESK had approximately 800 visits from clients and spent \$49,970.95 out of the allocated \$50,000.

Fellowship Place

Fellowship Place was allocated \$50,000 to expand the Navigation Hub Services to include education and employment supports, targeting the special needs of the homeless. A continuum of services ranging from vocational assessment, soft skills training, education, job training, and job placement was offered. Individuals had the opportunity to elect the type and intensity of services that best meet their needs. Fellowship place has served approximately 60 clients and spent \$50,000 out of their allocated \$50,000.

Liberty Community Services

Liberty Community Services was allocated \$75,000 to expand responsive services to people experiencing unsheltered homelessness at through added days, hours and services. The focus is basic needs and employment/income. They intended to hire a half time Income & Employment Navigator who will conduct employment activities including Sunday job search planning groups, POWER (Pursuing Opportunities With Employment & Resources), individual employment plans and engagement with employers. Secondly, Operation CLEAN (Care, Launder, Engage And Nourish) extended hours to 8 PM 4 evenings a week. The priority population is people experiencing unsheltered homelessness. Liberty Community services had approximately 463 visits from clients and spent \$31,536.87 out of the allocated \$75,000.

Power in a Shower

Power in a Shower was allocated \$200,000 to provide a Mobile shower unit that was available on a weekly basis at Locations within New Haven. Along with a shower client were provided a Care Package – disposable towel (non-disposable towel will be provided upon request), toothpaste, toothbrush, deodorant, hand sanitizer, soap, face mask and wash cloth. Power in a shower has provided over 347 showers. Due to a later start date than the other programs power in a shower spent \$87,062.97 out of the \$200,000 allocated.

CR-05 - Goals and Outcomes

Progress the jurisdiction has made in carrying out its strategic plan and its action plan. 91.520(a)

This could be an overview that includes major initiatives and highlights that were proposed and executed throughout the program year.

The City of New Haven is committed to meeting the housing and community development goals outlined in its Consolidated Plan as evidenced by the activities taking place in the City during past program years. The City accomplishes its goals through the implementation of various housing and neighborhood revitalization programs, the support of non-profit and community-based organizations, public and supportive service programming, and community-focused outreach efforts. During the 2021-2022 program year, the second year under the City's 2020-2024 Five Year Consolidated Plan, New Haven funded a variety of projects and programs to address its housing and community development needs. These efforts are evidence of the City commitment to its Consolidated Plan strategy. Projects and activities funded over the past Program Year were selected to meet the City's long-range housing and community development needs. Many of the City's projects and activities during the program year have again taken longer than usual to implement. Supply chain issues continued to delay construction activities. Lack of staff to implement public service activities has also impacted the implementation of youth and elderly programs as well. Even with COVID-19 challenges, during the 2021-2022 Program Year, the City completed multiple ownership and rental with CDBG funding support. The City assisted with the completion of 275 rental units and 47 owner occupancy units using a combination of CDBG and HOME funding and other City Capital funding to leverage the federal entitlement funds. In many instances, CDBG resources supported project oversight and program management of projects completed or in progress with HOME funds.

CDBG funds were expended to support various public service programs. These service programs included youth services and recreation programs, elderly service programs, health service programs, homeless assistance programs and community-based outreach programs. More than 7,500 persons and 198 households benefited from these public services. Youth Services, Health Services and Homeless Services account for the majority of the CDBG public services. A total of 38 agencies were funded with CDBG Public Service funds. The benefits received by individuals throughout the City as well as the physical improvements made in low- and moderate-income neighborhoods make the City's Consolidated Planning process as successful as it can be with the resources provided. This Consolidated Annual Performance and Evaluation Report (CAPER) highlights many of the projects and accomplishments of this Program Year. Details on programs and activities can be found on the individual project accomplishment sheets in the PR03 IDIS Report.

CARES Act Accomplishments

To date, the City has expended the following CARES Act funds: \$1,338,683 of CDBG-CV, \$1,595,302 of ESG-CV and \$30,094 of HOPWA-CV. A summary of CDBG-CV accomplishments during the program year is as follows: provide loans to small businesses for retention of 10 jobs, provided youth services to 165 children, provided reentry services to 236 clients, provided childcare services to 54 children, provided housing stability to 42 households, meals to 2611 households, employment training to 54 individuals, emergency shelter services to 78 families, PPE for the safety of 45 clients, emergency services to 465 imigrants, childcare service for 21 children and 24 childcare centers and community wide health care services through COVID-19 testing. Instalation of an HVAC system is currently underway at a youth facility. Detailed descriptions of each activity can be found in the appendices section on the PR-03 IDIS Report and the PR-02 CDBG-CV Activity Detail Report.

Comparison of the proposed versus actual outcomes for each outcome measure submitted with the consolidated plan and explain, if applicable, why progress was not made toward meeting goals and objectives. 91.520(g)

Categories, priority levels, funding sources and amounts, outcomes/objectives, goal outcome indicators, units of measure, targets, actual outcomes/outputs, and percentage completed for each of the grantee’s program year goals.

Goal	Category	Source / Amount	Indicator	Unit of Measure	Expected – Strategic Plan	Actual – Strategic Plan	Percent Complete	Expected – Program Year	Actual – Program Year	Percent Complete
Address Community Health Issues	Non-Housing Community Development	CDBG: \$	Public service activities other than Low/Moderate Income Housing Benefit	Persons Assisted	7815	644	8.24%	2310	102	4.42%
Address Needs of Homeless & At-Risk Populations	Homeless	CDBG: \$ / ESG: \$	Public Facility or Infrastructure Activities other than Low/Moderate Income Housing Benefit	Persons Assisted	0	0		1141	0	0.00%
Address Needs of Homeless & At-Risk Populations	Homeless	CDBG: \$ / ESG: \$	Public service activities other than Low/Moderate Income Housing Benefit	Persons Assisted	30	3316	11,053.33%	475	1695	356.84%

Goal	Category	Source / Amount	Indicator	Unit of Measure	Expected – Strategic Plan	Actual – Strategic Plan	Percent Complete	Expected – Program Year	Actual – Program Year	Percent Complete
Address Needs of Homeless & At-Risk Populations	Homeless	CDBG: \$ / ESG: \$	Homeowner Housing Rehabilitated	Household Housing Unit	0	0		0	0	
Address Needs of Homeless & At-Risk Populations	Homeless	CDBG: \$ / ESG: \$	Tenant-based rental assistance / Rapid Rehousing	Households Assisted	430	0	0.00%	10	0	0.00%
Address Needs of Homeless & At-Risk Populations	Homeless	CDBG: \$ / ESG: \$	Homeless Person Overnight Shelter	Persons Assisted	3	3	100.00%	1	1	100.00%
Address Needs of Homeless & At-Risk Populations	Homeless	CDBG: \$ / ESG: \$	Overnight/Emergency Shelter/Transitional Housing Beds added	Beds	0	0		95	84	88.42%
Address Needs of Homeless & At-Risk Populations	Homeless	CDBG: \$ / ESG: \$	Homelessness Prevention	Persons Assisted	375	224	59.73%	337	224	66.47%
Improve Access to Homeownership	Affordable Housing	CDBG: \$ / HOME: \$	Public service activities other than Low/Moderate Income Housing Benefit	Persons Assisted	1800	740	41.11%	1800	198	11.00%

Goal	Category	Source / Amount	Indicator	Unit of Measure	Expected – Strategic Plan	Actual – Strategic Plan	Percent Complete	Expected – Program Year	Actual – Program Year	Percent Complete
Improve Access to Homeownership	Affordable Housing	CDBG: \$ / HOME: \$	Public service activities for Low/Moderate Income Housing Benefit	Households Assisted	0	0		0	0	
Improve Access to Homeownership	Affordable Housing	CDBG: \$ / HOME: \$	Homeowner Housing Added	Household Housing Unit	0	5		0	0	
Improve Access to Homeownership	Affordable Housing	CDBG: \$ / HOME: \$	Direct Financial Assistance to Homebuyers	Households Assisted	50	0	0.00%			
Increase Supply of Decent & Affordable Housing	Affordable Housing	CDBG: \$ / HOME: \$	Rental units constructed	Household Housing Unit	20	0	0.00%	75	0	0.00%
Increase Supply of Decent & Affordable Housing	Affordable Housing	CDBG: \$ / HOME: \$	Rental units rehabilitated	Household Housing Unit	300	90	30.00%	97	44	45.36%
Increase Supply of Decent & Affordable Housing	Affordable Housing	CDBG: \$ / HOME: \$	Homeowner Housing Added	Household Housing Unit	55	5	9.09%	11	5	45.45%
Increase Supply of Decent & Affordable Housing	Affordable Housing	CDBG: \$ / HOME: \$	Homeowner Housing Rehabilitated	Household Housing Unit	280	70	25.00%	82	70	85.37%

Goal	Category	Source / Amount	Indicator	Unit of Measure	Expected – Strategic Plan	Actual – Strategic Plan	Percent Complete	Expected – Program Year	Actual – Program Year	Percent Complete
Increase Supply of Decent & Affordable Housing	Affordable Housing	CDBG: \$ / HOME: \$	Housing for Homeless added	Household Housing Unit	0	0				
Increase Supply of Decent & Affordable Housing	Affordable Housing	CDBG: \$ / HOME: \$	Housing for People with HIV/AIDS added	Household Housing Unit	0	0				
Promote Education and Economic Development	Non-Housing Community Development	CDBG: \$	Public Facility or Infrastructure Activities for Low/Moderate Income Housing Benefit	Households Assisted	1	1	100.00%	1	1	100.00%
Promote Education and Economic Development	Non-Housing Community Development	CDBG: \$	Public service activities other than Low/Moderate Income Housing Benefit	Persons Assisted	400	278	69.50%	400	278	69.50%
Promote Education and Economic Development	Non-Housing Community Development	CDBG: \$	Facade treatment/business building rehabilitation	Business	0	0		0	0	
Promote Education and Economic Development	Non-Housing Community Development	CDBG: \$	Jobs created/retained	Jobs	2065	291	14.09%	195	208	106.67%

Goal	Category	Source / Amount	Indicator	Unit of Measure	Expected – Strategic Plan	Actual – Strategic Plan	Percent Complete	Expected – Program Year	Actual – Program Year	Percent Complete
Promote Education and Economic Development	Non-Housing Community Development	CDBG: \$	Businesses assisted	Businesses Assisted	1050	103	9.81%	219	55	25.11%
Provide a Continuum of Housing with Supports	Affordable Housing Homeless Non-Homeless Special Needs	CDBG: \$ / HOPWA: \$ / ESG: \$7411	Public Facility or Infrastructure Activities other than Low/Moderate Income Housing Benefit	Persons Assisted	1175	0	0.00%			
Provide a Continuum of Housing with Supports	Affordable Housing Homeless Non-Homeless Special Needs	CDBG: \$ / HOPWA: \$ / ESG: \$7411	Tenant-based rental assistance / Rapid Rehousing	Households Assisted	655	328	50.08%	138	197	142.75%
Provide a Continuum of Housing with Supports	Affordable Housing Homeless Non-Homeless Special Needs	CDBG: \$ / HOPWA: \$ / ESG: \$7411	Housing for People with HIV/AIDS added	Household Housing Unit	0	0		20	63	315.00%
Provide Accessibility Improvements	Non-Homeless Special Needs Non-Housing Community Development	CDBG: \$ / HOPWA: \$0 / HOME: \$0 / ESG: \$0	Other	Other	5	3	60.00%			

Goal	Category	Source / Amount	Indicator	Unit of Measure	Expected – Strategic Plan	Actual – Strategic Plan	Percent Complete	Expected – Program Year	Actual – Program Year	Percent Complete
Provide Administrative Support	Administrative Oversight/Planning	CDBG: \$ / HOPWA: \$ / HOME: \$ / ESG: \$	Other	Other	18	18	100.00%	6	6	100.00%
Provide Public Service Programming	Non-Housing Community Development	CDBG: \$	Public service activities other than Low/Moderate Income Housing Benefit	Persons Assisted	48535	14021	28.89%	3697	5459	147.66%
Provide Public Service Programming	Non-Housing Community Development	CDBG: \$	Homeless Person Overnight Shelter	Persons Assisted	0	0		0	0	
Stabilize Neighborhoods	Affordable Housing Non-Housing Community Development	CDBG: \$	Public Facility or Infrastructure Activities other than Low/Moderate Income Housing Benefit	Persons Assisted	34850	0	0.00%	11515	0	0.00%
Stabilize Neighborhoods	Affordable Housing Non-Housing Community Development	CDBG: \$	Public Facility or Infrastructure Activities for Low/Moderate Income Housing Benefit	Households Assisted	0	0		373	0	0.00%

Goal	Category	Source / Amount	Indicator	Unit of Measure	Expected – Strategic Plan	Actual – Strategic Plan	Percent Complete	Expected – Program Year	Actual – Program Year	Percent Complete
Stabilize Neighborhoods	Affordable Housing Non-Housing Community Development	CDBG: \$	Rental units rehabilitated	Household Housing Unit	45	44	97.78%			
Stabilize Neighborhoods	Affordable Housing Non-Housing Community Development	CDBG: \$	Homeowner Housing Added	Household Housing Unit	0	28				
Stabilize Neighborhoods	Affordable Housing Non-Housing Community Development	CDBG: \$	Homeowner Housing Rehabilitated	Household Housing Unit	45	93	206.67%			
Stabilize Neighborhoods	Affordable Housing Non-Housing Community Development	CDBG: \$	Housing for Homeless added	Household Housing Unit	0	0				
Stabilize Neighborhoods	Affordable Housing Non-Housing Community Development	CDBG: \$	Housing for People with HIV/AIDS added	Household Housing Unit	0	0				

Goal	Category	Source / Amount	Indicator	Unit of Measure	Expected – Strategic Plan	Actual – Strategic Plan	Percent Complete	Expected – Program Year	Actual – Program Year	Percent Complete
Stabilize Neighborhoods	Affordable Housing Non-Housing Community Development	CDBG: \$	Housing Code Enforcement/Foreclosed Property Care	Household Housing Unit	500	271	54.20%	100	171	171.00%
Support Neighborhood Revitalization	Non-Housing Community Development	CDBG: \$	Housing Code Enforcement/Foreclosed Property Care	Household Housing Unit	6500	3100	47.69%			
Support Neighborhood Revitalization	Non-Housing Community Development	CDBG: \$	Other	Other	0	0		1800	1800	100.00%

Table 1 - Accomplishments – Program Year & Strategic Plan to Date

Assess how the jurisdiction’s use of funds, particularly CDBG, addresses the priorities and specific objectives identified in the plan, giving special attention to the highest priority activities identified.

The City’s Consolidated Plan funding application includes a listing of the Five Year Plan’s goals and objectives to ensure that subrecipients, nonprofit agencies, organizations and City departments receiving federal funding as part of the Consolidated Plan process meet at least one of the programmatic goals. The City uses a variety of financial resources in addition to the resources provided by the CDBG, HOME, ESG and HOPWA programs to meet its citywide housing and community development goals. To meet the City’s many needs, funding sources are used for a variety of programs and projects in keeping with their allowable expenses. CDBG, HOME, ESG and HOPWA funding is targeted toward those projects and programs that cannot be funded out of other funding sources. To ensure that as many projects as possible can be implemented during the course of any given year, the City carefully targets its resources and seeks to leverage its federal, state, bond and general fund dollars to the greatest extent possible. Over the Program Year, as evidenced by the projects and activities underway and completed, the City has implemented numerous programs to address its identified needs and meet its priorities. Details on particular programs and activities can be

found on the individual project accomplishments shown on the attached PR03 IDIS Report.

A separate application process was held for the City's CARES Act funding allocation. Over 100 funding proposals were received by the City. Funding was allocated to the following categories: CDBG-CV; Basic Needs, Public Health & Safety, Support At-Risk Population, Housing Assistance Program Housing Stabilization CASTLE, Economic Resiliency, Program Administration Oversight, Non-Congregate Housing. ESG-CV; Basic Needs, Emergency Shelter Assistance/ Assistance to Unsheltered, Rapid Re-Housing/Homeless Prevention, Program Administration Oversight. HOPWA-CV: TBRA, Supportive Services.

CR-10 - Racial and Ethnic composition of families assisted

Describe the families assisted (including the racial and ethnic status of families assisted).

91.520(a)

Describe the families assisted (including the racial and ethnic status of families assisted 91.520(a))

	CDBG	HOME	ESG	HOPWA
Race:				
White	4068	28	129	35
Black or African American	2667	86	185	103
Asian	297	0	1	0
American Indian or American Native	5	0	0	0
Native Hawaiian or Other Pacific Islander	11	0	1	1
Total	7048	114	316	139
Ethnicity:				
Hispanic	3089	22	106	20
Not Hispanic	3959	92	227	0

Table 2 – Table of assistance to racial and ethnic populations by source of funds

Narrative

The City utilizes its Consolidated Plan funding to support and benefit its low and moderate income residents through the provision of decent, safe and affordable housing opportunity; improvements to public facilities and infrastructure within its low and moderate income neighborhoods; and the provision of public services and support programs to improve the quality of life of residents in need. The table above presents a breakdown of beneficiaries by race and ethnicity for the four HUD entitlement grants over the past program year. The figures are generated by HUD's IDIS online reporting system. Details can be found for individual projects on the CDBG PR-03 report, HOME APR, HOWPA APR and the ESG SAGE report. Statistics for each activity are also available for viewing within IDIS.

CR-15 - Resources and Investments 91.520(a)

Identify the resources made available

Source of Funds	Source	Resources Made Available	Amount Expended During Program Year
CDBG	public - federal	5,096,541	435,436
HOME	public - federal	1,358,986	506,678
HOPWA	public - federal	1,133,193	1,078,849
ESG	public - federal	324,216	256,563

Table 3 - Resources Made Available

Narrative

The City of New Haven receives four (4) federal entitlement grants through HUD. The formula allocations for the 2021-2022 Program Year were as follows: CDBG - \$3,855,434, HOME - \$1,338,986, HOPWA - \$ 1,133,193 and ESG - \$324,2316.

Over the program year, the City provided funds through the CDBG, HOME, HOPWA and ESG Programs to support numerous programs, projects and activities, which enhanced community revitalization, supported community development efforts and provided an increase in both affordable and supportive housing opportunities. Over the 12-month period between July 1, 2021, and June 30, 2022, a total of \$8,353,766 in HUD CPD funds, reprogramming funds and program income were expended.

In addition to the entitlement formula allocation, CDBG reprogrammed funds totaling \$1,191,107 and estimated program income totaling \$50,000 were also made available for program year 2021-22 bringing the total CDBG resources to \$5,096,541. In addition to the HOME formula allocation, HOME program income totaling \$20,000 was also made available for program year 2021-22 bringing the total HOME resources to \$1,358,986. The total HOPWA allocation for program year 2021-22 was \$1,133,193. The total ESG formula allocation for program year 2021-22 was \$324,216.

The City also has other resources available to support housing and community development activities. These sources include other federal funding sources, state resources, and grants and awards from private foundations. As appropriate and necessary the City allocates local general fund and capital fund resources to support and complete programs and projects of merit. A table that provides a summary of the other sources of funding available for housing, community development and supportive service activities is attached in the supporting CAPER narrative.

Use of CARES ACT Funding During the Program Year

In March 2020, in response to the Coronavirus COVID-19 pandemic, President Donald Trump signed the Coronavirus Aid, Relief and Economic Security (CARES) Act, to assist communities in addressing needs directly related to the public health crisis.

The City of New Haven received three (3) categories of funds (CDBG-CV, ESG-CV and HOPWA-CV) through the US Department of Housing and Urban Development (HUD) in connection with the CARES Act for the express purpose of preparing, preventing, or responding to COVID concerns. New Haven received its federal CARES Act allocations in several phases or tranches throughout 2020 and early 2021. To date, in total, the City received \$3,552,724 in CDBG-CV funds, \$2,647,229 in ESG-CV funds and \$160,839 in HOPWA-CV funds which became part of an amended 2019 Program Year to expedite the expenditure of funds.

By June 30, 2022, the City had expended \$1,271,682.99 in CDBG-CV, \$1,595,302.58 in ESG-CV, and \$30,094.74 in HOPWA-CV. Detailed descriptions of CDBG-CV activities and accomplishments are included in the attached Executive Summary and the IDIS-generated PR-03 report also included as an attachment.

Identify the geographic distribution and location of investments

Target Area	Planned Percentage of Allocation	Actual Percentage of Allocation	Narrative Description
Beaver Hills	0	0	
CDBG Eligible Target Areas	22	22	
Communitywide	52	52	
Dixwell Neighborhood	3	3	
Dwight Neighborhood	1	1	
Edgewood	0	0	
Fair Haven Neighborhood	2	2	
Hill Neighborhood	5	5	
New Haven MSA	13	13	
Newhallville Neighborhood	1	1	
Opportunity Zones	0	0	
West Rock Neighborhood	1	1	

Table 4 – Identify the geographic distribution and location of investments

Narrative

Projects and activities funded by the City over the program year either benefitted low and moderate income households and individuals either as direct benefit to income eligible program participants or as areawide benefits to neighborhoods or areas with more than 51% of the population being low and moderate income. The City distributes its Consolidated Plan funding on a project merit and beneficiary basis. There are no specific target areas designated within the City. All neighborhoods and census tracts with over 51% low and moderate income population are eligible for CDBG funds. There are several neighborhoods within the city where anti-blight and neighborhood revitalization activities are

concentrated in an effort to achieve neighborhood stability. They include the Hill, Newhallville, Dixwell, Fair Haven, Dwight and West Rock neighborhoods. These neighborhoods have both high numbers of low and moderate income households as well as substandard, vacant and blighted structures and properties.

HOME funds are provided to projects and developments on a project merit and household benefit basis. Projects are eligible citywide as long as project beneficiaries meet the income qualifications and regulatory requirements of the HOME program.

The HOPWA program serves the New Haven EMSA which covers 27 municipalities in the region.

ESG funds are distributed to the homeless service providers within the City of New Haven.

Leveraging

Explain how federal funds leveraged additional resources (private, state and local funds), including a description of how matching requirements were satisfied, as well as how any publicly owned land or property located within the jurisdiction that were used to address the needs identified in the plan.

In addition to the City's General Fund and Capital Project Funds the City makes every effort to apply for and receive other funds and resources in support of its housing and community development activities. As evidenced in the City of New Haven FY 2022 Budget Document, more than \$38 million of new Federal, State, Private and Local grant funds and over \$102 million of carryover grant funds totaling \$140 million were available during program year 2021. City has a variety of resources available to meet the match requirements which are used to leverage federal community planning and development entitlement funds. The Office of Management and Budget maintains a complete list of special funds received from other public and private resources.

Fiscal Year Summary – HOME Match	
1. Excess match from prior Federal fiscal year	0
2. Match contributed during current Federal fiscal year	0
3. Total match available for current Federal fiscal year (Line 1 plus Line 2)	0
4. Match liability for current Federal fiscal year	0
5. Excess match carried over to next Federal fiscal year (Line 3 minus Line 4)	0

Table 5 – Fiscal Year Summary - HOME Match Report

Match Contribution for the Federal Fiscal Year								
Project No. or Other ID	Date of Contribution	Cash (non-Federal sources)	Foregone Taxes, Fees, Charges	Appraised Land/Real Property	Required Infrastructure	Site Preparation, Construction Materials, Donated labor	Bond Financing	Total Match

Table 6 – Match Contribution for the Federal Fiscal Year

HOME MBE/WBE report

Program Income – Enter the program amounts for the reporting period				
Balance on hand at begin-ning of reporting period \$	Amount received during reporting period \$	Total amount expended during reporting period \$	Amount expended for TBRA \$	Balance on hand at end of reporting period \$
0	0	0	0	0

Table 7 – Program Income

Minority Business Enterprises and Women Business Enterprises – Indicate the number and dollar value of contracts for HOME projects completed during the reporting period						
	Total	Minority Business Enterprises				White Non-Hispanic
		Alaskan Native or American Indian	Asian or Pacific Islander	Black Non-Hispanic	Hispanic	
Contracts						
Dollar Amount	0	0	0	0	0	0
Number	0	0	0	0	0	0
Sub-Contracts						
Number	0	0	0	0	0	0
Dollar Amount	0	0	0	0	0	0
	Total	Women Business Enterprises	Male			
Contracts						
Dollar Amount	0	0	0			
Number	0	0	0			
Sub-Contracts						
Number	0	0	0			
Dollar Amount	0	0	0			

Table 8 - Minority Business and Women Business Enterprises

Minority Owners of Rental Property – Indicate the number of HOME assisted rental property owners and the total amount of HOME funds in these rental properties assisted						
	Total	Minority Property Owners				White Non-Hispanic
		Alaskan Native or American Indian	Asian or Pacific Islander	Black Non-Hispanic	Hispanic	
Number	0	0	0	0	0	0
Dollar Amount	0	0	0	0	0	0

Table 9 – Minority Owners of Rental Property

Relocation and Real Property Acquisition – Indicate the number of persons displaced, the cost of relocation payments, the number of parcels acquired, and the cost of acquisition

Parcels Acquired		0	0			
Businesses Displaced		0	0			
Nonprofit Organizations Displaced		0	0			
Households Temporarily Relocated, not Displaced		0	0			
Households Displaced	Total	Minority Property Enterprises				White Non-Hispanic
		Alaskan Native or American Indian	Asian or Pacific Islander	Black Non-Hispanic	Hispanic	
Number	0	0	0	0	0	0
Cost	0	0	0	0	0	0

Table 10 – Relocation and Real Property Acquisition

CR-20 - Affordable Housing 91.520(b)

Evaluation of the jurisdiction's progress in providing affordable housing, including the number and types of families served, the number of extremely low-income, low-income, moderate-income, and middle-income persons served.

	One-Year Goal	Actual
Number of Homeless households to be provided affordable housing units	230	224
Number of Non-Homeless households to be provided affordable housing units	254	317
Number of Special-Needs households to be provided affordable housing units	517	142
Total	1,001	683

Table 11 – Number of Households

	One-Year Goal	Actual
Number of households supported through Rental Assistance	148	197
Number of households supported through The Production of New Units	86	5
Number of households supported through Rehab of Existing Units	168	114
Number of households supported through Acquisition of Existing Units	22	5
Total	424	321

Table 12 – Number of Households Supported

Discuss the difference between goals and outcomes and problems encountered in meeting these goals.

As described in the 2020-2024 Five Year Consolidated Plan, the preservation of existing affordable housing continues to be one of the highest housing priorities in the City. In addition to the support of rehabilitation and the creation of new affordable units, the City also focuses its resources on providing technical assistance and increasing housing resources in support of homeownership. The City's Consolidated Plan Strategy for Housing is driven by several factors. While statistics show that the need for affordable housing far outstrips what is currently available, it is impossible for the City in and of itself

to address the need on its own with the limited resources available. The City is limited by the amount of financial resources at its disposal, the amount of staff required to implement programs significantly larger than it is currently implementing and the lack of readily developable land or infrastructure. In combination with these limitations is the reality that the City already provides the mainstay of the region’s affordable housing and housing for special needs populations within its borders. Over the past program year, the COVID-19 pandemic presented greatest challenge in meeting these goals. Even with the difficulties, the City effectively provided funding to rehabilitate and improve its existing housing stock; to provide decent, safe and affordable housing opportunity; and to support the creation of additional housing options for its low, moderate and special needs populations. During the 2021-2022 Program Year, the City assisted with the completion of 275 rental units and 47 owner occupied units using HOME and/or CDBG funding.

Discuss how these outcomes will impact future annual action plans.

In order to address continued affordable housing need, the City will continue to encourage the expansion of its decent, safe and affordable housing stock, will support the development of additional housing options and supports, and will continue to provide assistance for homeownership opportunity.

The New Haven Board of Alders voted to adopt the goals of the Affordable Housing Task Force in April of 2019 after months of hearings and community organizing to have the city evaluate and consider its quantity and quality of affordable housing. The report produced by the Affordable Housing Task Force offers recommendations for six major policy goals: the continued creation and preservation of affordable housing, a variety of housing for all income levels, increasing land use efficiency, taking a regional approach to creating affordable housing, housing stability, and improved access to affordable housing.

Include the number of extremely low-income, low-income, and moderate-income persons served by each activity where information on income by family size is required to determine the eligibility of the activity.

Number of Households Served	CDBG Actual	HOME Actual
Extremely Low-income	62	0
Low-income	70	0
Moderate-income	50	0
Total	182	0

Table 13 – Number of Households Served

Narrative Information

Over the past program year, CDBG program expenditures provided benefit to low- and moderate-income families, individuals and households; assisted in the provision of physical improvements to public facilities; supported the removal of blight; provided neighborhood livability improvements; and

supported the provision of affordable housing opportunities. The majority of the City's CDBG program expenditures financed housing rehabilitation and related activities; acquisition and disposition associated with residential development projects; the provision of public services; and neighborhood public improvements. All programs were designed to benefit the City's low- and moderate- income population, either through direct program benefit or through area-wide neighborhood-based improvements such as public facility improvements or neighborhood safety and beautification improvements in low- and moderate- income target neighborhoods.

To further eliminate blighting influences in the City's neighborhoods, over the 2021-2022 Program Year, with the assistance of CDBG funds, the City funded a Property Management Program. The funding is used to maintain and manage properties acquired with CDBG funding or by tax foreclosure (in rem) being held for community development activities or Consolidated Plan related disposition. As part of these programs, workers cut overgrown vegetation, remove debris and/or board up and secure primary structures or outbuildings. Under the Property Management Program, the City maintained a total of 171 foreclosed properties including both vacant structures and vacant lots. Activities included the removal of debris, rodent and pest control, cutting and clearing of lots, and the boarding and securing of vacant buildings. These properties were cleaned up and maintained to reduce blight in targeted neighborhoods. Properties will be used for community development activities or for sale to eligible Community Developers or private owners. Future property use includes housing development, side yard expansion, off-street parking and commercial or mixed-use development. Over the program year, the City utilized its CDBG funding to support both a general Acquisition Program in support of the city's redevelopment and anti-blight efforts and the Habitat for Humanity Property Acquisition Program to support property acquisition for affordable housing development activity. With use of the City's CDBG Acquisition Program, the primary incentive for the acquisition of property is to support the City's efforts to stabilize neighborhoods and provide a better living environment for City residents. Acquisitions include both commercial and residential real estate, vacant lots, and vacant or deteriorated structures with the ultimate goal of returning the acquired properties to the City tax rolls. During

During the Program Year, under the City's Disposition Program, \$251,793 was used to support the disposition of seven (7) properties for community development, urban renewal and neighborhood stabilization activities. The properties disposed, included vacant building lots, vacant homes, and commercial property. Affordable housing units will be created from these properties. The program year, the City acquired 4 residential properties through foreclosure. Parcels will be used for housing, commercial, or mixed-use development, residential yards and/or off-street parking as part of the city's sliver lot program.

CR-25 - Homeless and Other Special Needs 91.220(d, e); 91.320(d, e); 91.520(c)

Evaluate the jurisdiction's progress in meeting its specific objectives for reducing and ending homelessness through:

Reaching out to homeless persons (especially unsheltered persons) and assessing their individual needs

The City of New Haven is committed to providing housing and support services that directly benefit the homeless, near homeless and special needs populations as evidenced by the programs and projects it supports. With the use of its Consolidated Plan funding under the CDBG, HOME, ESG and HOPWA programs, and the infusion of general and capital fund resources, the City provides for and supports the homeless and special needs populations within its borders. As available, the City also seeks other resources through foundations, competitive grant processes, the State and other special funding sources directed to populations most in need.

Outreach to the homeless is provided through programs implemented through the City's Community Service Administration (CSA) and by the various agencies and organizations that comprise the local continuum network of providers participating in the Greater New Haven Coordinated Access Network (CAN). Through their collaborative efforts, an assessment of local needs and strategies to provide housing and supportive services has been developed. Unsheltered homeless are serviced by local food pantries and soup kitchens; receive assistance and referrals when presenting themselves for emergency medical care; and receive outreach services and referrals to supports from street outreach personnel. GNHCAN member agencies and the City all utilize a common Homelessness Management Information System (HMIS) that minimizes duplication of services and helps to provide a more efficient and effective delivery of services and supports to those in need. New Haven has established a Homelessness Advisory Committee to ascertain need and develop a systematic approach to providing a continuum of housing supports and improving the lives of the homeless.

Addressing the emergency shelter and transitional housing needs of homeless persons

The City has several emergency shelters within its borders that address the emergency housing needs of the homeless. Shelters are available for single men, women, women and their children, veterans and youth. Non-profit agencies within the City, as part of the Greater New Haven Coordinated Access Network (CAN), provide support services and have developed transitional housing that meets the needs of the homeless or those at-risk of being homeless. The City utilizes its CDBG, ESG, and HOPWA funds to assist both homeless individuals and households. The City also utilizes a portion of its General Fund resources to support homeless initiatives. These provide a match to the City's ESG funding. The City budgets approximately \$1.4 million a year in General Fund to support various homeless assistance initiatives.

Helping low-income individuals and families avoid becoming homeless, especially extremely

low-income individuals and families and those who are: likely to become homeless after being discharged from publicly funded institutions and systems of care (such as health care facilities, mental health facilities, foster care and other youth facilities, and corrections programs and institutions); and, receiving assistance from public or private agencies that address housing, health, social services, employment, education, or youth needs

The City and local non-profit housing and service providers implement several programs targeted to address homelessness prevention. The City of New Haven has been proactive in working with institutions, non-profit agencies, and organizations in addressing the issues of homelessness and the needs of the homeless through the local Continuum of Care process as well as through the Mayor's Homeless Advisory Commission and programs offered through the Community Services Administration. Outreach and prevention are both provided through numerous programs and include, foreclosure prevention, rapid re-housing assistance, short term financial assistance, payment in arrears, assistance with utilities and rent to avoid eviction, and community re-entry programming. The City expends its CDBG, ESG and HOWPA resources in support of various homelessness prevention programs.

The City does not own facilities or directly operate programs serving homeless persons, and therefore, does not discharge clients/persons from institutional settings to settings that would result in homelessness for "institutionalized persons." The City of New Haven does contract with a variety of private, non-profit organizations that provide services to homeless individuals and families including the provision of financial support to emergency shelter facilities. The City's Community Services Administration has incorporated a statement of compliance into its agreements with funded providers asking for adherence with the State of Connecticut's Discharge Policy that prohibits discharging clients/persons from institutional settings to homelessness.

The City has created a Prison Re-Entry Initiative with a mission to support New Haven residents returning to the community after incarceration. The program supports the individual as well as their family and the communities to which they return. The Initiative seeks to coordinate and expand services and opportunities for formerly incarcerated persons and their families to help them with employment, education, housing, health care, and family issues. In addition, the City has also funded several programs with CDBG funding whose intent is to support individuals with re-entry into the community after incarceration.

Helping homeless persons (especially chronically homeless individuals and families, families with children, veterans and their families, and unaccompanied youth) make the transition to permanent housing and independent living, including shortening the period of time that individuals and families experience homelessness, facilitating access for homeless individuals and families to affordable housing units, and preventing individuals and families who were recently homeless from becoming homeless again

In March of 2021 the Office of Homelessness designed a 5-year plan to address the immediate and long-

term needs of people experiencing homelessness in New Haven. It included creating additional low-barrier service capacity (including shower / laundry facilities), Navigation Hubs, and expanded outreach services to the unsheltered. During this fiscal year we were able to deliver a combined 500 service calls for showers, housing case management, medical care and barbering. The long-term goal is to transform the way the City of New Haven invests in programs to address homelessness, while providing 550 safe and deeply affordable housing units throughout the Greater New Haven Region for people experiencing homelessness. During 2021- 2022, \$ 1,33,499 in General Fund resources were expended by the City of New Haven to support programs and activities that benefit the homeless.

Year 1 Results:

Warming Center Service- November 2021 – April 2022

- 183 individuals served
- 67 individuals were housed
- 39 individuals received employment assistance
- 57 individuals were assisted with obtaining personal documents (ID, birth certificate, etc.)

Cold Weather Services for families

- 4 families received hotel assistance for 241 nights
- 38 families received housing case management
- 10 families received transportation assistance

Family shelter services

- 64 families served at New Reach

Cold Weather services for men overflow shelter

- 92 men served
- 42 men were referred to treatment
- 21 men received employment assistance
- 14 men obtained employment
- 53 men were matched to housing
- 16 men moved to independent housing
- 275 meals were served two times a day to individuals in warming center and overflow shelter

Case Management Services:

- 128 households received utility assistance through CCA
- 3 households received security

- 86 individuals received housing assistance through the TAP/ Continuum Care
- 123 households received case management services
- 78 families received financial assistance
- 41 households assisted with housing search
- 45 home visits were conducted
- 27 households received quality control apartment inspections
- 85 youth received case management services by Youth Continuum
- 24 youth were housed
- 62 youth accessed crisis housing beds

Navigation Hubs

- 312 visits to DESK
- 112 Medical/ Behavioral Health care visits
- 190 individual visits to Fellowship Place
- 77 Medical / Behavioral Health care visits
- 51 secured permanent housing

Phase 1. CARES ACT Funds

Rapid Rehousing/ Eviction Prevention Results to date:

- 71 household - RRH
- 255 households - Eviction Prevention

American Rescue Plan Funds

- Increase the number of navigation hubs throughout the city where the unsheltered homeless could connect to services and address their ADL (activities of daily living) needs.
- Added mobile shower services

Other Actions to Address Homelessness

Other City of New Haven Actions to Address Homelessness In addition to the programs and services described above, in recognition that homelessness in New Haven is a priority, the City of New Haven Board of Alders in October 1999, enacted an ordinance creating and seating a Mayoral Homeless Commission, the New Haven Homeless Advisory Commission. The purpose of this commission is to provide advice to the Mayor and the Board of Aldermen concerning the issues that homeless individuals and families face, and to make recommendations of proposed solutions. Membership includes residents, homeless and recently homeless persons, homeless service providers, board members and advocates, as well as aldermanic, community services, housing authority and Livable City Initiative (city housing program) representation. The Office of Housing and Homelessness Services provides staffing

for the Homeless Advisory Commission. This Commission meets monthly and serves as a public forum for those interested in issues regarding homelessness and offers testimony to state and local legislative bodies on these issues. This Commission submitted a Resolution to the Mayor and the Board of Alders concerning the need for Single Room Occupancy (SRO) units to reduce homelessness in New Haven. This Resolution led to the formation of an Affordable Housing Taskforce to explore ways to increase the availability of deeply affordable housing units. The Homeless Commission also submitted a Resolution to the Mayor and the Board of Alders concerning the De-Criminalization of Homelessness in New Haven; followed by an Ordinance concerning a Bill of Rights for New Haven Residents Experiencing Homelessness. The New Haven Ten Year Plan to End Chronic Homelessness The Homeless Advisory Commission developed a 10-year plan to end chronic homelessness in New Haven. This effort brought together traditional and non-traditional stakeholders to develop an innovative approach to deal with chronic homelessness. The Plan – the New Haven Ten Year Plan to End Chronic Homelessness covered a variety of topics including prevention activities, strengthening shelter services/policies, the City’s Shelter Length of Stay Policy and the development of adequate supportive housing opportunities with the appropriate levels of supportive services. Most recently the Homeless Advisory Commission endorsed the Office of Housing & Homelessness proposed 5-year Housing Plan to End Homelessness. This plan addresses the short and long term needs of people experiencing homelessness.

CR-30 - Public Housing 91.220(h); 91.320(j)

Actions taken to address the needs of public housing

On behalf of the City Administration, LCI collaborates with the Housing Authority of New Haven on several of its major housing redevelopment projects in support of their efforts to provide housing choice through the provision of new rental and homeownership opportunities.

The City supports efforts of the housing authority through the provision of direct financial assistance in and around housing authority projects, property support, and the promotion of collaborative efforts. Capital improvements to Housing Authority properties are funded for the most part through HUD's Comprehensive Grant Program (CGP). Based on a formula, the Housing Authority receives annual CGP funding to address physical and management needs that have been identified in the Authority's Moving to Work plan. The CGP process involves a partnership with residents, staff and local City officials to identify and implement the physical and management improvements needed throughout the Authority. Activities included in the Housing Authority's annual Comprehensive Grant Program are developed through a collaborative process which includes resident involvement. These activities are further coordinated with the CDBG, HOME, and ESG programs to provide maximum benefit without duplication. To provide housing choice, the city collaborates on the creation of mixed income, mixed use developments in support of the Housing Authority's initiatives.

Actions taken to encourage public housing residents to become more involved in management and participate in homeownership

Resident input and involvement remains at the heart of efforts to improve the quality of life within public housing developments in New Haven. Residents participate in most aspects of planning and priority setting. All residents are encouraged to participate in the tenant councils at various projects. In addition, New Haven's public housing residents are represented by a city-wide Resident Advisory Board. The Resident Advisory Board gathers tenant leaders of HANH developments from across the city to discuss important issues facing residents. Its members participate in a variety of committees that work directly with HANH staff members to formulate housing authority policy. The role of Resident Advisory Board in the planning process of HANH has become especially critical since 2000, when HANH became part of the Moving to Work Demonstration Program (MTW). An MTW agency cannot function effectively without the input and support of its residents, so HANH relies on its Resident Advisory Board and its Tenant Residence Councils to actively contribute to the process.

Senior Services: City-funded senior centers are located in several housing authority developments. Local hospitals and health clinics provide health care clinics to housing authority tenants on-site at several developments, through mobile clinics, and within the community medical clinics and hospital centers. Community Based Policing: As part of a City-wide effort to reduce crime and build positive neighborhood relationships, there are several police substations located within or close to several of the housing authorities large family developments. In addition to programs and projects designed to foster

safety, officers assigned to these substations develop community activities for children and adults. The Police Athletic program also provides opportunities for recreation, tutoring, socialization, and motivation. Through the associations fostered between officers and residents, adults and youths experience healthy relationships with positive roles models.

Actions taken to provide assistance to troubled PHAs

The Housing Authority of New Haven is not designated as “troubled” by HUD.

CR-35 - Other Actions 91.220(j)-(k); 91.320(i)-(j)

Actions taken to remove or ameliorate the negative effects of public policies that serve as barriers to affordable housing such as land use controls, tax policies affecting land, zoning ordinances, building codes, fees and charges, growth limitations, and policies affecting the return on residential investment. 91.220 (j); 91.320 (i)

The City utilizes its Consolidated Plan resources to rehabilitate housing, construct new housing and provide supportive services to residents in need. The City also seeks additional funding to leverage local dollars and entitlement grant funding. To address identified barriers to affordable housing within its control, the City has developed several strategies to promote affordable housing and housing choice. They include:

Regionalization of Affordable Housing: There is a need to spread affordable housing opportunities across the region. City staff is involved with the South Central CT Regional Council of Government's planning efforts to promote regionalism in transportation, economic development and housing. The City's involvement with the regional collaboration is an effort to meet affordable and supportive housing needs without assuming the full financial and locational burden.

Neighborhood Development and Site Selection: High costs of site acquisition, demolition and site remediation have made it difficult to identify suitable sites for affordable housing development. The City continues to promote housing development focused on the existing housing stock and continues efforts to develop mixed-income infill residential development to deconcentrate poverty and provide housing choice. The City has successfully completed several large-scale multi-family mixed-income developments with a focus on locations close to transportation and employment linkages.

Effects of Blighted Properties: The City employs several methods to address blighting influences in its neighborhoods including negotiated acquisition; enforcement of a local anti-blight ordinance; a rental licensing and inspection program; and as needed redevelopment planning. The City also targets its CDBG and HOME resources in support of other public and private investments and uses anti-blight and code enforcement sweeps and targeted financial investment to provide visible improvement in blighted areas.

Building Stock Constraints: The City strives to maintain and preserve the historic fabric of its neighborhoods however, rehabilitation costs are substantial. With its older buildings having high incidence of lead-based paint and asbestos, coupled with the cost of renovation to the Secretary of the Interiors standards for historic preservation if required and creating energy efficient unit in structures more than sixty years old, rehabilitation is often difficult without significant financial commitment. The City is committed to assisting homeowners and non-profit housing providers in rehabilitating existing housing stock. Financial resources and technical assistance is provided in an attempt to assist each rehabilitation in the most prudent and cost effective manner. The City also works to obtain additional resources through leveraging and seeking assistance from other agencies and organizations.

Actions taken to address obstacles to meeting underserved needs. 91.220(k); 91.320(j)

The greatest obstacle to meeting underserved needs in the community is the lack of financial resources available to develop affordable housing opportunity, finance all needed revitalization activities and provide all of the supportive and social service needs identified by area housing and service providers and the communities they serve. To help overcome this obstacle, the City actively seeks grant funding from State, federal, Private and Local resources, leverages its resources to the fullest extent possible and works to improve coordination between provider agencies to avoid duplication of services. Many non-profit housing development organizations in the City of New Haven also take an active role in the creation of affordable housing and also actively seek State and Federal funding. The City strongly encourages non-profit housing developers to include leveraged funds as part of their funding application submission.

Actions taken to reduce lead-based paint hazards. 91.220(k); 91.320(j)

The City received \$5,600,000 in FY 2019 from the HUD Office of Lead Hazard Control and Healthy Homes Grant. The City applied for and received these Lead-based Paint Abatement Program grant funds under the HUD SuperNOFA competitive grant process. The Lead Program is being managed by the City's Environmental Health Division of the Health Department. These funds are used to test residential housing units for the presence of lead-based paint hazards, abate housing units where children with elevated blood lead levels reside and to make housing units lead-safe and suitable for occupancy as part of non-profit housing rehabilitation efforts.

The testing for and abatement of lead-based paint hazards, is supported by the City's CDBG program. The New Haven Health Department inspects structures undergoing rehabilitation by the City of New Haven and non-profit housing developers such as Beulah Land Development, Mutual Housing and Neighborhood Housing Services. During the Program Year, lead paint abatement was completed at 10 housing units. Using CDBG funds. The inspection counts include inspections performed for non-profit developers as part of the City's Consolidated Planning rehabilitation requirements and the inspection of privately-owned residential structures seeking potential participation in the lead program. The use of CDBG funds and Lead-Based Paint Hazard Reduction Grant funds has allowed for increased outreach, education, testing and the reduction of lead-based paint hazards in housing units throughout the City.

The City's LCI Department administers a CDBG allocation which makes funds available to developers for creation of lead safe housing units. A total of \$ 31,764 was expended during the program year on eight properties. With CDBG Anti-Blight Residential resources the City also financed testing for environmental hazards for its various residential loan programs and projects. Lead and asbestos remediation were provided to 2 properties. Lead inspections and lead hazard reduction plans were completed for 6 properties.

Actions taken to reduce the number of poverty-level families. 91.220(k); 91.320(j)

The City of New Haven has one of the highest populations of low/moderate income households of all municipalities in the State. To decrease the incidence and effects of poverty, the City works to take full advantage of the programs and resources available to assist its residents in poverty. Support of and coordination among a variety of programs and services is the foundation of the City's strategy. To address poverty the City has increased its support of CDBG economic development programs including job skill development, job training, job placement, business retention and business expansion programs; social and support services including preventative health care programs, life skills training and childcare; adult education; language and literacy training; supportive housing; and affordable housing rehabilitation and construction programs. All these programs and services can be utilized to educate, support and empower individuals and families living in poverty. Through economic development, education, support and empowerment, the City and its service providers are working to move impoverished individuals to a higher financial level and improved self-support. The City utilizes a combination of federal, state and local resources to address poverty and the needs of those living in poverty.

According to the 2020 ACS, 88.6% of households in New Haven have access to a computer and 81.8% had both access to a computer and a broadband internet subscription. Additionally, over 70% of New Haven residents live in multifamily dwelling units (MDUs), the majority of which have internal copper wiring, making it impossible to receive high speed internet to their home. With at a minimum about a fifth of all households without a computer and quality internet access, it is important to provide access to those without to ensure equal opportunity to communicate, learn and participate in advancements in technology. All local libraries and some of the community substations and non profit agencies have computers with internet access available for public use. The New Haven Free Public Library also provides hands on assistance by appointment to residents seeking to pay bills, troubleshoot devices, sign up for public assistance and other computing tasks to address digital literacy. There is also free public WiFi available on the New Haven Green and in City Hall. Despite the advances there remains a need to continue to provide computer and broadband internet access in underserved areas of the city. In December of 2019, the City of New Haven prepared and released a Digital Inclusion Plan which proposed new communication infrastructure and digital access. Implementation of the Plan will eliminate the digital divide for all of New Haven. The City's Digital Plan focuses on expanding internet broadband access to all areas of New Haven, creating jobs and small business opportunities, and advancing the education of our children. The Plan was adopted by the Board of Alders in April 2020. The Plan details the City's approach to addressing the problem of digital inclusion with support for and implementation of a citywide wireless internet network. The City's Digital Inclusion Goals include:

- bridging New Haven's digital divide within all of its socio economically diverse communities;
- enabling underserved New Haven communities' usage of the internet to access to jobs, education, healthcare, and government services;
- encouraging residents to better engage and participate in their communities; and
- empowering all City residents to participate more fully in the global information economy and society.

In Fall 2021, the City engaged a consultant to work on a Broadband Feasibility Study, focused on ways to implement the inclusion goals and is currently working closely with providers.

Actions taken to develop institutional structure. 91.220(k); 91.320(j)

Limited Federal, State, and local resources has necessitated reductions and changes in staff assignments. In addition, complex regulations, new reporting requirements and the demand for greater transparency within programs instituted or required by State and Federal agencies are not accompanied by adequate training. The City makes every effort within its means to ensure programs and staffing meet both the demands of the community and the regulatory requirements of grant programs. Without funding to expand staff and train and educate the individuals that provide services program delivery may not be adequate to respond to identified community need.

Actions taken to enhance coordination between public and private housing and social service agencies. 91.220(k); 91.320(j)

While housing alone neither creates nor resolves poverty, the availability of quality affordable housing provides opportunities to stabilize neighborhoods. The City supports collaborative efforts by non-profits; collaborates with the local continuum of care network of providers known as the Greater New Haven Coordinated Access Network (CAN); remains involved in regional affordable housing efforts; and fosters connections between special needs housing and the agencies that provide social services. The success of affordable housing programs can only occur through a combination of City resources along with State and Federal offerings. Through collaborative efforts amongst service and resource providers, the duplication of services can be reduced allowing resources to be expended efficiently and effectively to serve the maximum number of recipients.

There are a number of community-based, not-for-profit and for-profit developers and managers of affordable housing active in the City. The City encourages these entities to acquire vacant lots and abandoned properties for use as redevelopment opportunities. The value of the properties provided at below market value can be used to leverage private financing. Many of these non-profits are part of the continuum of care network of providers or have formed associations to exchange ideas, reduce the duplication of services and share resource information. City staff participates in these networks both as a provider of resources and assistance and to ascertain the needs of the community.

The City works to address inter-relationships among housing and social services providers and support the creation of linked and coordinated programs. The City also works to enhance the capacity of client based not-for-profit groups to develop and manage housing. The City encourages the creation of faith based and start-up organizations by providing technical assistance. In addition, ongoing programs within city departments are coordinated to complement or enhance social service provision, economic development resources and housing opportunities.

Identify actions taken to overcome the effects of any impediments identified in the

jurisdictions analysis of impediments to fair housing choice. 91.520(a)

The City is committed to the provision of fair housing choice as evidenced by the numerous programs and activities it supports. As part of its commitment, it continues to work to expand its existing programs, to mitigate discriminating actions, and to provide housing choice. The City highlighted several areas in need of improvement in its Analysis of Impediments that was updated in April of 2020. To address these areas of need, the City has taken and will continue to take actions and build upon existing programs already in place. Such actions include continuing to develop and improve educational and informational outreach programs; improving coordination between the various departments and agencies involved in housing issues and fair housing choice; improving the City's recordkeeping system; working to address the housing needs of the disabled community; and continuing to increase housing options and encourage homeownership to provide both diversity and community stabilization.

To increase awareness of fair housing practices, the City, as part of its Fair Housing Program, provides educational outreach in a variety of formats throughout the program year. Outreach has included scheduling and participating in fair housing workshops; the distribution of pamphlets and flyers; and interaction with neighborhood management teams and community-based organizations. Through these efforts city staff can identify potential issues and address the housing needs of the community. Through its Fair Housing Program New Haven also provides housing discrimination awareness announcements via radio, community television and newspapers, and the City's municipal website. The City provides educational outreach materials on housing and public accommodation discrimination for both the general public and community housing and public service providers. Educational materials are available in both English and Spanish. The City also uses social media to promote Fair Housing including Facebook, Twitter, and online website announcements and newsfeeds. The Fair Housing Program does not receive or process predatory lending complaints but makes referrals to the Consumer Financial Protection Bureau (CFPB) or the 211 InfoLine. The City has organized the administrative structure of its Fair Housing program to include oversight by Office of the Fair Rent Commission in partnership with Livable City Initiative, the Department of Services for Persons with Disabilities, the Commission on Equal Opportunities, and the Office of the Corporation Counsel with assistance by the Housing Authority. The Office of the Fair Housing Commission provides coordination with its partnerships and provides fair housing outreach and education. Aligning the administrative structure of the program in this manner makes it possible to address a multitude of housing issues providing New Haven residents with a variety of programs and services.

CR-40 - Monitoring 91.220 and 91.230

Describe the standards and procedures used to monitor activities carried out in furtherance of the plan and used to ensure long-term compliance with requirements of the programs involved, including minority business outreach and the comprehensive planning requirements

Activities funded with CDBG, HOME, ESG and HOPWA funds are monitored by the Community Services Administration (CSA), LCI, the Health Department, Economic Development, the Office of Management and Budget, the Division of Finance and the Division of Internal Audit. Monitoring is carried out in accordance with applicable regulations for each program. This includes monitoring of all sub-recipients and activities, as well as activities performed by City departments. As appropriate, the monitoring process is coordinated with the reporting requirements encompassed by the Consolidated Annual Performance and Evaluation Report (CAPER) and similar documents. Programs are monitored at least once a year. Each subrecipient undergoes a financial and programmatic review of their activities. These reviews are done during two (2) separate visits. If problems or inconsistencies are found at the time of monitoring, recipients receive a written letter describing the issue or problem and asking for resolution. Recipients are given the opportunity to respond and technical assistance is provided as needed. If corrective actions are required there is a re-monitoring to ensure the problem or issue has been addressed. If issues are not or cannot be resolved all expenditure of funds is stopped.

In addition to the monitoring of active construction under the HOME Program, LCI, on behalf of the City, provides post-construction monitoring of housing units during the agreed upon "Affordability Period" as defined in the project's Loan Agreement. This monitoring ensures continued affordability and availability of HOME-funded units. In addition to the monitoring of units during the period of affordability, the City also implements a housing code inspection program that responds to tenant complaints; provides inspections prior to issuance of certificates of occupancy; and participates in "Neighborhood Sweep" activities wherein units within targeted areas are inspected for code violations as part of overall neighborhood clean-up and revitalization efforts.

The Commission on Equal Opportunities serves as the monitoring entity to ensure compliance regarding Davis-Bacon requirements, Section 3 and usage of Minority and Women-owned Business Enterprises. The hiring of minority contractors and low- and moderate-income individuals is facilitated by resources and contacts of the Commission on Equal Opportunities, the Small Contractor Development Program, the Regional Business Resource Center and the Greater New Haven Business and Professional Association. The City maintains a listing of MBE and WBE contractors. Outreach is accomplished through active community involvement, networking and service on various City boards, commissions and organizations.

In accordance with ESG regulations, evaluation and documentation of client eligibility for financial assistance is re-assessed at least every three months for program participants receiving homelessness

prevention assistance and not less than once annually for program participants receiving rapid rehousing assistance (576.401 (b)) to insure that they meet the eligibility criteria. Staff from CSA work with subrecipients of ESG funding to ensure compliance with the regulations and to verify that each client is reviewed to make sure they are still eligible for financial assistance. The City works with local Continuum members to review program and appropriateness standards and to re-evaluate the continuation of services as appropriate for each program.

The City has suspended all in person programmatic and financial monitoring visits for program year 2021-22. In person monitoring or virtual monitoring visits are currently being evaluated and will resume during program year 2022-23.

Citizen Participation Plan 91.105(d); 91.115(d)

Describe the efforts to provide citizens with reasonable notice and an opportunity to comment on performance reports.

A Draft for Public Comment of the 2021 CAPER (Consolidated Annual Performance and Evaluation Report) and its supporting tables and narratives were made available for public review and comment for 15 days prior to the document's submission to HUD. The Notice of Availability for public comment was published in the New Haven Register on September 9, 2022. Also on September 9, 2022, a notice of availability for public comment was posted on the City's website www.newhavenct.gov under Government\Budgets and Financing\Federal Reports. The City has been utilizing email as the main form of communication with interested parties and stake holders. The notice was emailed to over 300 email addresses on September 12, 2022. Printed copies of the Draft CAPER document were made available for review in the Office of Management and Budget by appointment. The public comment period for the program year 2021-22 CAPER ended on September 27, 2022.

No comments were received during the public comment period regarding the contents of the City's CAPER, the annual programmatic accomplishments or the City's method of Federal entitlement program implementation.

The final CAPER is posted for reference and review on the City's web site www.newhavenct.gov under Government\Budgets and Financing\Federal Reports. Printed documents are also available for public review in the offices of Management and Budget.

CR-45 - CDBG 91.520(c)

Specify the nature of, and reasons for, any changes in the jurisdiction's program objectives and indications of how the jurisdiction would change its programs as a result of its experiences.

There were no changes in the City's programs or objectives over the program year. No proposed changes were recommended to the current 2020-2024 Five Year Consolidated Plan. The goals remain as follows:

- Increase Supply of Decent & Affordable Housing
- Stabilize Neighborhoods
- Provide a Continuum of Housing with Supports
- Improve Access to Homeownership
- Address Needs of Homeless & At-Risk Populations
- Address Community Health Issues
- Provide Accessibility Improvements
- Support Neighborhood Revitalization
- Provide Public Service Programming
- Promote Education and Economic Development
- Provide Administrative Support (City use only)

The current goals included in the City's Annual Action Plan and Five-Year Plan allowed the City to utilize the CDBG-CV allocation without changing the goals. CDBG-CV funds were used to Address Needs of Homeless & At-Risk Populations, Address Community Health Issues, Provide Public Service Programming, Promote Education and Economic Development, Provide Administrative Support.

As a response to COVID-19 protocols, the City has implemented the use of virtual public meetings to meet the citizen participation requirements. Currently, in person public meetings are now taking place.

Does this Jurisdiction have any open Brownfields Economic Development Initiative (BEDI) grants?

No

[BEDI grantees] Describe accomplishments and program outcomes during the last year.

CR-50 - HOME 91.520(d)

Include the results of on-site inspections of affordable rental housing assisted under the program to determine compliance with housing codes and other applicable regulations

Please list those projects that should have been inspected on-site this program year based upon the schedule in §92.504(d). Indicate which of these were inspected and a summary of issues that were detected during the inspection. For those that were not inspected, please indicate the reason and how you will remedy the situation.

Please list those projects that should have been inspected on-site this program year based upon the schedule in §92.504(d). Indicate which of these were inspected and a summary of issues that were detected during the inspection. For those that were not inspected, please indicate the reason and how you will remedy the situation.

To ensure compliance with all HOME regulations pertaining to the occupants of rental units funded through the HOME program, LCI is responsible for the administration, implementation and monitoring of the HOME Program. To improve HOME monitoring, the City has a formalized HOME Monitoring Plan. This Plan guides LCI administrative staff and project managers in their monitoring and follow-up of HOME-funded activities. The Plan includes checklists, monitoring procedures and timelines to ensure consistent monitoring of projects. The City monitors income levels and occupancy of HOME-funded units on an on-going basis.

In addition to the monitoring of active construction under the HOME Program, LCI, on behalf of the City, provides post-construction monitoring of housing units during the agreed upon "Affordability Period" as defined in the project's Loan Agreement. This monitoring ensures continued affordability and availability of HOME-funded units. In addition to the monitoring of units during the period of affordability, the City also implements a housing code inspection program that responds to tenant complaints; provides inspections prior to issuance of certificates of occupancy; and participates in "Neighborhood Sweep" activities wherein units within targeted areas are inspected for code violations as part of overall neighborhood clean-up and revitalization efforts.

The City also instituted a Residential Rental Licensing and Certification Program. Under this program, landlords are required to have their units inspected and certified prior to renting them. This program helps to ensure that units rented to tenants meet housing and building code. Some of the units inspected will include those made available with Federal funds ensuring long-term compliance. LCI inspects all properties under-going rehabilitation at least three (3) times prior to the release of final drawdown. The first inspection occurs prior to initial drawdown, the second occurs at least mid-way through the project and the final occurs before final drawdown. Per contract specifications, all units funded with federal entitlement funding are required to pass complete code inspection prior to the release of their Certificate of Occupancy. The list of properties that were inspected during the program year may be found in the appendices.

**Provide an assessment of the jurisdiction's affirmative marketing actions for HOME units.
92.351(b)**

Outreach occurs through advertisement in both minority and majority newspapers and through various radio programs. Because the Hispanic population is the fastest growing segment of the minority community, special attention is paid to Spanish-language outreach. Through contracted housing organizations the City offers free homeownership training in both English and Spanish and provides bi-lingual technical assistance and community outreach. The City also advertises its loan programs in the local newspapers and on local radio. LCI Neighborhood Specialists also distribute information on program availability to neighborhood residents as part of their outreach efforts. LCI has bi-lingual staff assigned to neighborhoods with high concentrations of Spanish-speaking residents. The city also has staff available within city hall to translate and assist residents who need translation services or other assistance. These actions have helped increase public awareness of the programs offered by the City.

The City of New Haven is divided into 10 neighborhood policing districts. Each district has a designated Neighborhood Specialist who works to inform residents of the neighborhood about the City and its departments and to expose them to the variety of programs and services that the city provides. The Specialists also attend the monthly Neighborhood Management Team meetings where elected officials and residents of the neighborhood have the opportunity to discuss housing and community development options. Bilingual services are provided by the Neighborhood Specialists as needed.

Refer to IDIS reports to describe the amount and use of program income for projects, including the number of projects and owner and tenant characteristics

During the program year, a total of approximately \$506,697 in HOME funds were expended and \$1,459,687 were committed in support of acquisition, predevelopment, rehabilitation and new construction activities as well as program administration.

Of the \$506,697 expended, \$14,895 was disbursed in the form of loans to non-profit and for-profit developers and as the primary funding source on City development projects. This program year, no funds were expended by Community Housing Development Organizations (CHDOs) to assist with predevelopment expenses. Within the other categories of assistance under the City's HOME program, \$62,092 was expended to fund repairs under the Elderly Repair and Rehabilitation Program; \$7,500 was expended under the HOME-funded Downpayment and Closing Cost Program; and \$182,874 was expended under the HOME funded Energy Efficiency Rehabilitation Assistance Program.

To date, \$1,459,687 in HOME funds are committed in the following categories:

- Housing Development Loans 1,134,579
- Elderly Repair 10,900
- CHDO Loans 266,031
- Energy Efficiency Loans 48,177

Over the 2020-2021 Program Year, HOME funds were used to leverage various other funding sources such as State HOME funds, City Bond Funds, Federal Funds and other resources to complete affordable housing units.

A total of \$115,204 of HOME Program Income was expended. A total of \$106,160 was expended for 8 units of Energy Efficiency Rehabilitation Assistance Program (EERAP) which will help homeowners improve their utility costs by making certain eligible improvements under the program. This Program is complementing the Neighborhood Stabilization Program and the mission to stabilize our neighborhoods in this economic crisis. These funds will allow the program to reach the low, moderate and middle-income residents of New Haven. A total of \$9,044 of program income was expended for 1 unit of Elderly Repair.

Describe other actions taken to foster and maintain affordable housing. 91.220(k) (STATES ONLY: Including the coordination of LIHTC with the development of affordable housing). 91.320(j)

n\

CR-55 - HOPWA 91.520(e)

Identify the number of individuals assisted and the types of assistance provided

Table for report on the one-year goals for the number of households provided housing through the use of HOPWA activities for: short-term rent, mortgage, and utility assistance payments to prevent homelessness of the individual or family; tenant-based rental assistance; and units provided in housing facilities developed, leased, or operated with HOPWA funds.

Number of Households Served Through:	One-year Goal	Actual
Short-term rent, mortgage, and utility assistance to prevent homelessness of the individual or family	3	21
Tenant-based rental assistance	119	121
Units provided in permanent housing facilities developed, leased, or operated with HOPWA funds	0	0
Units provided in transitional short-term housing facilities developed, leased, or operated with HOPWA funds	0	0

Table 14 – HOPWA Number of Households Served

Narrative

The New Haven EMSA set a goal of providing TBRA services to 114 households (individuals and families) during the program year and 121 households were served. The goal for supportive services only was 16 clients and 33 were served. The goal for STRMU was to serve 56, 21 were served. The goal for PHP was to serve 6 and 6 were served. Please note, this is in combination with HOPWA-CV funding that does not expire until next year.

A primary focus of HOPWA funded agencies is to ensure that all HOPWA clients have access and/or are connected to primary medical care and have health insurance. Agencies are encouraged to continue building upon their community partnerships to ensure these services continue to benefit the clients. Another focus is upon Supportive Services. This can be through encouraging a client to achieve their goal of employment, maintaining stable housing, sobriety or secondary education. Some of the agencies leverage their funding sources for Supportive Services, providing them the ability to focus their funding primarily on housing services. Through coordination with outside agencies and additional community resources, agencies can find assistance with security deposits and energy costs. This coordination aides in securing stable and decent housing for clients.

CR-58 – Section 3

Identify the number of individuals assisted and the types of assistance provided

Total Labor Hours	CDBG	HOME	ESG	HOPWA	HTF
Total Number of Activities	0	0	0	0	0
Total Labor Hours	0	0	0	0	
Total Section 3 Worker Hours	0	0	0	0	
Total Targeted Section 3 Worker Hours	0	0	0	0	

Table 15 – Total Labor Hours

Qualitative Efforts - Number of Activities by Program	CDBG	HOME	ESG	HOPWA	HTF
Outreach efforts to generate job applicants who are Public Housing Targeted Workers					
Outreach efforts to generate job applicants who are Other Funding Targeted Workers.					
Direct, on-the job training (including apprenticeships).					
Indirect training such as arranging for, contracting for, or paying tuition for, off-site training.					
Technical assistance to help Section 3 workers compete for jobs (e.g., resume assistance, coaching).					
Outreach efforts to identify and secure bids from Section 3 business concerns.					
Technical assistance to help Section 3 business concerns understand and bid on contracts.					
Division of contracts into smaller jobs to facilitate participation by Section 3 business concerns.					
Provided or connected residents with assistance in seeking employment including: drafting resumes, preparing for interviews, finding job opportunities, connecting residents to job placement services.					
Held one or more job fairs.					
Provided or connected residents with supportive services that can provide direct services or referrals.					
Provided or connected residents with supportive services that provide one or more of the following: work readiness health screenings, interview clothing, uniforms, test fees, transportation.					
Assisted residents with finding child care.					
Assisted residents to apply for, or attend community college or a four year educational institution.					
Assisted residents to apply for, or attend vocational/technical training.					
Assisted residents to obtain financial literacy training and/or coaching.					
Bonding assistance, guaranties, or other efforts to support viable bids from Section 3 business concerns.					
Provided or connected residents with training on computer use or online technologies.					
Promoting the use of a business registry designed to create opportunities for disadvantaged and small businesses.					
Outreach, engagement, or referrals with the state one-stop system, as designed in Section 121(e)(2) of the Workforce Innovation and Opportunity Act.					

Other.					
--------	--	--	--	--	--

Table 16 – Qualitative Efforts - Number of Activities by Program

Narrative

In accordance with 24 CFR 75.3 of the Section 3 requirements, the City of New Haven revised its enacted Section 3 Plan by "Enhancing and Streamlining the Implementation of Section 3,". The revised plan implements a preference for creating economic opportunities for low and very low persons and eligible businesses. The City will provide preference for new employment, training, and contracting opportunities designed to assist contractors in achieving compliance and monitoring their performance concerning the objectives and requirements of Section 3.

The Commission on Equal Opportunities (Commission) is the administrative arm in undertaking labor hours tracking with the paid hours worked by persons on a Section 3 project or by persons employed with funds that include public housing financial assistance in accordance with 24 CFR 75.5. The Commission is responsible for enforcing, administering, and ensuring compliance with Section 3 labor force, verifying contractor's eligibility before awarding construction contracts, assure contractors attend the Pre-Construction Award Conference informing all contractors and subcontractors providing work of their requirements and acquaint them with their obligations on HUD-Assisted projects with signed meeting minutes by all parties. This includes signing the appropriate compliance statements with HUD regulations applicable to construction-related activities.

The City has included Section 3 language in their agreements. The Commission requires contractors and subcontractors to meet the final rule's requirements for new employment training or contracting opportunities.

To the greatest extent, the City is providing feasible economic opportunities for low and very low-income persons living in New Haven by implementing hiring language in Development Land Disposition Agreements under the "Workforce Requirements During Construction Section 5.2" that will be binding upon each contractor and subcontractor. This implementation that HUD has encouraged on projects that Section 3 does not apply has begun for two projects that include 808,812,842-846,848 Chapel Street and 96,108 Orange Street Development Land Disposition Agreements. Projects with direct HUD funding Section 3 requirements will be monitored and tracked to ensure that contractors/subcontractors awarded \$100,000 demonstrate a good faith effort in providing training opportunities to residents.

The City revised Section 3 Plan includes creating a bi-annually Section 3 workforce initiative focusing on: outreach, soft skills workshops, math skill workshops, certifications in safety training, hard skills training, how to fill out applications, how to articulate and become adaptable, wrap-around services with a combination of life coaching and hands-on training for Section 3 participants. The Small Contractor Development Program, a division of the Office of Economic Development of the City of New Haven

administers Chapter 12 ¼ of the New Haven code of Ordinances. Through this ordinance, the City made a commitment to small, local, minority and women -owned construction business enterprises to provide; expanded opportunities where previously very few existed, to establish transparency in the construction procurement process, provide customized training and industry networking. By giving small, minority and women owned construction companies the climate they need to thrive, opportunities for profit, expand capacity and business growth we unleash the full potential of our community.

During fiscal year 2021-2022 SCD had a list of 39 contractors registered as Section 3 businesses performing construction and construction related projects. Fiscal year 2021-2022 did not have any projects receiving over \$200,000 in HUD funding.

CR-60 - ESG 91.520(g) (ESG Recipients only)

ESG Supplement to the CAPER in *e-snaps*

For Paperwork Reduction Act

1. Recipient Information—All Recipients Complete

Basic Grant Information

Recipient Name	NEW HAVEN
Organizational DUNS Number	075396754
UEI	
EIN/TIN Number	066001876
Identify the Field Office	HARTFORD
Identify CoC(s) in which the recipient or subrecipient(s) will provide ESG assistance	New Haven CoC

ESG Contact Name

Prefix	Dr
First Name	Mehul
Middle Name	
Last Name	Dalal
Suffix	
Title	Community Services Administrator

ESG Contact Address

Street Address 1	165 Church Street
Street Address 2	
City	New Haven
State	CT

ZIP Code -
Phone Number 2039467909
Extension 467909
Fax Number
Email Address mdalal@newhavenct.gov

ESG Secondary Contact

Prefix Ms
First Name Allison
Last Name Champlin
Suffix
Title Manager Community Development Programs
Phone Number 2039466034
Extension
Email Address achamplin@newhavenct.gov

2. Reporting Period—All Recipients Complete

Program Year Start Date 07/01/2021
Program Year End Date 06/30/2022

3a. Subrecipient Form – Complete one form for each subrecipient

Subrecipient or Contractor Name: NEW HAVEN
City: New Haven
State: CT
Zip Code: 06510, 2010
DUNS Number: 075396754
UEI:
Is subrecipient a victim services provider: N
Subrecipient Organization Type: Unit of Government
ESG Subgrant or Contract Award Amount: 24316

Subrecipient or Contractor Name: LIBERTY COMMUNITY SERVICES

City: New Haven

State: CT

Zip Code: 06510, 2026

DUNS Number: 789707692

UEI:

Is subrecipient a victim services provider: N

Subrecipient Organization Type: Other Non-Profit Organization

ESG Subgrant or Contract Award Amount: 100789

Subrecipient or Contractor Name: Columbus House

City: New Haven

State: CT

Zip Code: 06519, 1806

DUNS Number:

UEI:

Is subrecipient a victim services provider: N

Subrecipient Organization Type: Other Non-Profit Organization

ESG Subgrant or Contract Award Amount: 149111

Subrecipient or Contractor Name: New Reach

City: New Haven

State: CT

Zip Code: 06511, 5916

DUNS Number:

UEI:

Is subrecipient a victim services provider: N

Subrecipient Organization Type: Other Non-Profit Organization

ESG Subgrant or Contract Award Amount: 50000

CR-65 - Persons Assisted

4. Persons Served

4a. Complete for Homelessness Prevention Activities

Number of Persons in Households	Total
Adults	48
Children	1
Don't Know/Refused/Other	0
Missing Information	0
Total	49

Table 16 – Household Information for Homeless Prevention Activities

4b. Complete for Rapid Re-Housing Activities

Number of Persons in Households	Total
Adults	68
Children	57
Don't Know/Refused/Other	0
Missing Information	0
Total	125

Table 17 – Household Information for Rapid Re-Housing Activities

4c. Complete for Shelter

Number of Persons in Households	Total
Adults	84
Children	0
Don't Know/Refused/Other	0
Missing Information	0
Total	84

Table 18 – Shelter Information

4d. Street Outreach

Number of Persons in Households	Total
Adults	76
Children	0
Don't Know/Refused/Other	0
Missing Information	0
Total	76

Table 19 – Household Information for Street Outreach

4e. Totals for all Persons Served with ESG

Number of Persons in Households	Total
Adults	276
Children	58
Don't Know/Refused/Other	0
Missing Information	0
Total	334

Table 20 – Household Information for Persons Served with ESG

5. Gender—Complete for All Activities

	Total
Male	161
Female	114
Transgender	1
Don't Know/Refused/Other	0
Missing Information	0
Total	276

Table 21 – Gender Information

6. Age—Complete for All Activities

	Total
Under 18	58
18-24	15
25 and over	261
Don't Know/Refused/Other	0
Missing Information	0
Total	334

Table 22 – Age Information

7. Special Populations Served—Complete for All Activities

Number of Persons in Households

Subpopulation	Total	Total Persons Served – Prevention	Total Persons Served – RRH	Total Persons Served in Emergency Shelters
Veterans	4	0	1	3
Victims of Domestic Violence	31	1	18	12
Elderly	16	3	3	10
HIV/AIDS	2	0	0	2
Chronically Homeless	177	0	119	58
Persons with Disabilities:				
Severely Mentally Ill	75	1	35	39
Chronic Substance Abuse	18	1	7	10
Other Disability	17	1	15	1
Total (Unduplicated if possible)	340	7	198	135

Table 23 – Special Population Served

CR-70 – ESG 91.520(g) - Assistance Provided and Outcomes

10. Shelter Utilization

Number of New Units - Rehabbed	0
Number of New Units - Conversion	0
Total Number of bed-nights available	9,000
Total Number of bed-nights provided	8,856
Capacity Utilization	98.40%

Table 24 – Shelter Capacity

11. Project Outcomes Data measured under the performance standards developed in consultation with the CoC(s)

Columbus House Overflow Shelter - Between November 2021 and April 25, 2022, the Overflow provided shelter for 84 men and women. The Overflow operated during this season at the New Haven Village Suites due to public health crisis and on April 1st operation of the shelter was moved to the Columbus House Overflow on Printers Lane. It was deemed safe to operate congregate living programs at this time and 30 men were transferred to the Overflow Building for the remainder of the operating season while 26 other clients remained in the hotel or were transferred to the Columbus House Emergency Shelter to continue to work on their housing plan.

Columbus House RRH - Columbus House served a total of 28 clients during the year. During the last quarter, Columbus House served a total of 15 clients. 11 clients were transferred from another program and were given financial assistance to help maintain their housing.

Liberty Community Services Prevention – The program encountered several barriers administering the program. Several applicants who applied for rental arrearage assistance owed over \$5,000 and landlords and/or property management refused to participate due to Liberty’s cap of \$1,500. Also, landlords were requesting at least 2 months security deposit and above FMR. The goal of the program was to serve 45 individuals and/or families and assisted 49 households to prevent homelessness and/or securing housing.

Liberty Community Services Street Outreach - An outreach worker carried out a strategic and targeted outreach schedule in coordination with the community’s overall activities. This position engaged with 76 total individuals. This position facilitated the completion of housing eligibility documentation for 24 individuals. Through the course of the year, this position was able to respond to requests from the City’s Homeless Services Coordinator to engage with people utilizing the mobile shower program, living in various encampments, panhandling at multiple locations throughout the city and congregating on

private and City property.

New Reach RRH – The New Reach Case Worker enrolled a total of 9 new families (34 people) 13 adults, 21 children) this fiscal year. The New Reach Case Worker provided services for a total of 29 households (96 people) this fiscal year including 61 children and 35 adults. According to the CCEH Dashboard for this contract year, 100% of the discharged households have not reentered shelter. No clients discharged to a homeless situation this year. 63% of households served were housed within 60 days of program intake. However, the program currently has an average housing placement of 57.3 days from program intake.

CR-75 – Expenditures

11. Expenditures

11a. ESG Expenditures for Homelessness Prevention

	Dollar Amount of Expenditures in Program Year		
	2019	2020	2021
Expenditures for Rental Assistance	55,692	0	0
Expenditures for Housing Relocation and Stabilization Services - Financial Assistance	0	49,800	50,521
Expenditures for Housing Relocation & Stabilization Services - Services	0	0	0
Expenditures for Homeless Prevention under Emergency Shelter Grants Program	0	0	0
Subtotal Homelessness Prevention	55,692	49,800	50,521

Table 25 – ESG Expenditures for Homelessness Prevention

11b. ESG Expenditures for Rapid Re-Housing

	Dollar Amount of Expenditures in Program Year		
	2019	2020	2021
Expenditures for Rental Assistance	0	15,305	13,803
Expenditures for Housing Relocation and Stabilization Services - Financial Assistance	41,573	25,520	25,557
Expenditures for Housing Relocation & Stabilization Services - Services	61,770	60,327	50,000
Expenditures for Homeless Assistance under Emergency Shelter Grants Program	0	0	0
Subtotal Rapid Re-Housing	103,343	101,152	89,360

Table 26 – ESG Expenditures for Rapid Re-Housing

11c. ESG Expenditures for Emergency Shelter

	Dollar Amount of Expenditures in Program Year		
	2019	2020	2021
Essential Services	13,304	0	0
Operations	115,424	110,720	75,000
Renovation	0	0	0

Major Rehab	0	0	0
Conversion	0	0	0
Subtotal	128,728	110,720	75,000

Table 27 – ESG Expenditures for Emergency Shelter

11d. Other Grant Expenditures

	Dollar Amount of Expenditures in Program Year		
	2019	2020	2021
Street Outreach	19,303	18,852	35,084
HMIS	0	0	4,860
Administration	7,153	6,764	17,846

Table 28 - Other Grant Expenditures

11e. Total ESG Grant Funds

Total ESG Funds Expended	2019	2020	2021
	314,219	287,288	272,671

Table 29 - Total ESG Funds Expended

11f. Match Source


	2019	2020	2021
Other Non-ESG HUD Funds	717,838	904,229	808,661
Other Federal Funds	0	306,465	573,616
State Government	290,171	259,663	286,345
Local Government	158,001	120,000	248,448
Private Funds	40,531	7,759	63,793
Other	16,170	0	272,951
Fees	0	0	0
Program Income	0	0	0
Total Match Amount	1,222,711	1,598,116	2,253,814

Table 30 - Other Funds Expended on Eligible ESG Activities

11g. Total

Total Amount of Funds Expended on ESG Activities	2019	2020	2021
	1,536,930	1,885,404	2,526,485

Table 31 - Total Amount of Funds Expended on ESG Activities




U.S. Department of Housing and Urban Development
 Office of Community Planning and Development
 Integrated Disbursement and Information System
 Con Plan Goals and Accomplishments
 NEW HAVEN, 2021

Date: 09/27/2022
 Time: 3:44 PM
 Page: 1

Accomplishments Associated With a Single Strategic Plan Goal


Goal	Category	Funding Source & Amount	Outcome Indicator	Outcome Unit of Measure	Outcome Expected - Strategic Plan	Outcome Actual - Strategic Plan	Percent Complete	Outcome Expected - Program Year	Outcome Actual - Program Year	Percent Complete
Increase Supply of Decent & Affordable Housing	1	Affordable Housing CDBG: \$ / HOME: \$	Rental units constructed	Household Housing Unit	20	0	0.00%	75	0	0.00%
			Rental units rehabilitated	Household Housing Unit	300	46	15.33%	97	0	0.00%
			Homeowner Housing Added	Household Housing Unit	55	0	0.00%	11	0	0.00%
			Homeowner Housing Rehabilitated	Household Housing Unit	280	9	3.21%	82	0	0.00%
			Housing for Homeless added	Household Housing Unit	0	0				
			Housing for People with HIV/AIDS added	Household Housing Unit	0	0				
Stabilize Neighborhoods	2	Affordable Housing Non-Housing Community Development CDBG: \$	Public Facility or Infrastructure Activities other than Low/Moderate Income Housing Benefit	Persons Assisted	34850	38695	111.03%	11515	38695	336.04%
			Public Facility or Infrastructure Activities for Low/Moderate Income Housing Benefit	Households Assisted	0	0		373	0	0.00%
			Rental units rehabilitated	Household Housing Unit	45	0	0.00%			
			Homeowner Housing Added	Household Housing Unit	0	23				
			Homeowner Housing Rehabilitated	Household Housing Unit	45	23	51.11%			
			Housing for Homeless added	Household Housing Unit	0	0				
			Housing for People with HIV/AIDS added	Household Housing Unit	0	0				
			Housing Code Enforcement/Foreclosed Property Care	Household Housing Unit	500	0	0.00%	100	0	0.00%
Provide a Continuum of Housing with Supports	3	Affordable Housing Homeless Non-Homeless Special Needs CDBG: \$ / HOPWA: \$ / ESG: \$7411	Public Facility or Infrastructure Activities other than Low/Moderate Income Housing Benefit	Persons Assisted	1175	0	0.00%			
			Tenant-based rental assistance / Rapid Rehousing	Households Assisted	655	0	0.00%	138	0	0.00%
			Housing for People with HIV/AIDS added	Household Housing Unit	0	0		20	0	0.00%



U.S. Department of Housing and Urban Development
 Office of Community Planning and Development
 Integrated Disbursement and Information System
 Con Plan Goals and Accomplishments
 NEW HAVEN, 2021

Date: 09/27/2022
 Time: 3:44 PM
 Page: 2

Goal	Category	Funding Source & Amount	Outcome Indicator	Outcome Unit of Measure	Outcome Expected - Strategic Plan	Outcome Actual - Strategic Plan	Percent Complete	Outcome Expected - Program Year	Outcome Actual - Program Year	Percent Complete	
Improve Access to Homeownership	4	Affordable Housing	CDBG: \$ / HOME: \$	Public service activities other than Low/Moderate Income Housing Benefit	Persons Assisted	0	542	0	198		
				Public service activities for Low/Moderate Income Housing Benefit	Households Assisted	9000	0	0.00%	1800	0	0.00%
				Homeowner Housing Added	Household Housing Unit	0	5		0	3	
				Direct Financial Assistance to Homebuyers	Households Assisted	50	0	0.00%			
Address Needs of Homeless & At-Risk Populations	5	Homeless	CDBG: \$ / ESG: \$	Public Facility or Infrastructure Activities other than Low/Moderate Income Housing Benefit	Persons Assisted	0	0	1141	0	0.00%	
				Public service activities other than Low/Moderate Income Housing Benefit	Persons Assisted	30	1726	5,753.33%	475	1720	362.11%
				Homeowner Housing Rehabilitated	Household Housing Unit	0	0		0	0	
				Tenant-based rental assistance / Rapid Rehousing	Households Assisted	430	0	0.00%	10	0	0.00%
				Homeless Person Overnight Shelter	Persons Assisted	525	0	0.00%	1	0	0.00%
				Overnight/Emergency Shelter/Transitional Housing Beds added	Beds	0	0		95	0	0.00%
				Homelessness Prevention	Persons Assisted	375	0	0.00%	337	0	0.00%
Address Community Health Issues	6	Non-Housing Community Development	CDBG: \$	Public service activities other than Low/Moderate Income Housing Benefit	Persons Assisted	7815	644	8.24%	2310	102	4.42%
Provide Accessibility Improvements	7	Non-Homeless Special Needs Non-Housing Community Development	CDBG: \$ / HOPWA: \$0 / HOME: \$0 / ESG: \$0	Other	Other	5	0	0.00%			
Support Neighborhood Revitalization	8	Non-Housing Community Development	CDBG: \$	Housing Code Enforcement/Foreclosed Property Care	Household Housing Unit	6500	0	0.00%			
				Other	Other	0	0		1800	0	0.00%




U.S. Department of Housing and Urban Development
 Office of Community Planning and Development
 Integrated Disbursement and Information System
 Con Plan Goals and Accomplishments
 NEW HAVEN, 2021

Date: 09/27/2022
 Time: 3:44 PM
 Page: 3

Goal	Category	Funding Source & Amount	Outcome Indicator	Outcome Unit of Measure	Outcome Expected - Strategic Plan	Outcome Actual - Strategic Plan	Percent Complete	Outcome Expected - Program Year	Outcome Actual - Program Year	Percent Complete	
Provide Public Service Programming	9	<u>Non-Housing Community Development</u>	CDBG: \$	Public service activities other than Low/Moderate Income Housing Benefit	Persons Assisted	48535	8562	17.64%	3697	4986	134.87%
				Homeless Person Overnight Shelter	Persons Assisted	0	0	0	0		
Promote Education and Economic Development	10	<u>Non-Housing Community Development</u>	CDBG: \$	Public Facility or Infrastructure Activities for Low/Moderate Income Housing Benefit	Households Assisted	0	0		1	0	0.00%
				Public service activities other than Low/Moderate Income Housing Benefit	Persons Assisted	0	278		400	278	69.50%
				Facade treatment/business building rehabilitation	Business	0	0		0	0	
				Jobs created/retained	Jobs	2065	83	4.02%	195	10	5.13%
				Businesses assisted	Businesses Assisted	1050	103	9.81%	219	84	38.36%
Provide Administrative Support	11	<u>Administrative Oversight/Planning</u>	CDBG: \$ / HOPWA: \$ / HOME: \$ / ESG: \$	Other	Other	15	6	40.00%	6	0	0.00%

Accomplishments Associated With More Than One Strategic Plan Goal

No data returned for this view. This might be because the applied filter excludes all data.




U.S. Department of Housing and Urban Development
 Office of Community Planning and Development
 Integrated Disbursement and Information System
 Con Plan Goals and Accomplishments
 NEW HAVEN, 2021

Date: 09/27/2022
 Time: 3:44 PM
 Page: 4

Accomplishments Not Associated With a Strategic Plan Goal

Project Name	Activity Name	CARES Act	Goal Outcome Indicator	Outcome Unit of Measure	Outcome Actual - Program Year
CDBG-CV Basic Needs	Marrakech Whalley Ave. Facility	CV	Homeless Person Overnight Shelter	Persons Assisted	0
			Public service activities other than Low/Moderate Income Housing Benefit	Persons Assisted	45
	Marrakech Young Adult Services Program	CV	Homeless Person Overnight Shelter	Persons Assisted	0
			Public service activities other than Low/Moderate Income Housing Benefit	Persons Assisted	26
	Solar Youth	CV	Public service activities other than Low/Moderate Income Housing Benefit	Persons Assisted	15
	CDBG-CV Economic Resiliency	Casa Otonal	CV	Public service activities other than Low/Moderate Income Housing Benefit	Persons Assisted
City Seed		CV	Businesses assisted	Businesses Assisted	2
			Jobs created/retained	Jobs	15
HOPE for New Haven Cercle Inc		CV	Public service activities other than Low/Moderate Income Housing Benefit	Persons Assisted	3
Marrakech		CV	Businesses assisted	Businesses Assisted	1
			Jobs created/retained	Jobs	16
New Haven Partnership Loan Program		CV	Businesses assisted	Businesses Assisted	16
	Jobs created/retained		Jobs	10	
Westville Village Renaissance Alliance	CV	Businesses assisted	Businesses Assisted	3	
CDBG-CV Public Health and Safety	Believe In Me Empowerment Corporation	CV	Homeless Person Overnight Shelter	Persons Assisted	0
			Public service activities other than Low/Moderate Income Housing Benefit	Persons Assisted	147
	Hope for New Haven/CERCLE	CV	Public service activities other than Low/Moderate Income Housing Benefit	Persons Assisted	21
	New Haven YMCA Youth Center	CV	Public service activities other than Low/Moderate Income Housing Benefit	Persons Assisted	50
	Project MORE, Inc.	CV	Homeless Person Overnight Shelter	Persons Assisted	0
Public service activities other than Low/Moderate Income Housing Benefit			Persons Assisted	204	
Hannah Grey Development Corp	Hannah Grey Development Corp		Homeowner Housing Rehabilitated	Household Housing Unit	0
Health Department \LCI Lead Abatement Program	LCI Lead Abatement Program		Homeowner Housing Rehabilitated	Household Housing Unit	0
			Rental units rehabilitated	Household Housing Unit	0
HOME - Elderly Rehab	ELDERLY REHAB .171 SPRING STREET		Homeowner Housing Rehabilitated	Household Housing Unit	1
	ELDERLY.30 CRESCENT STREET		Homeowner Housing Rehabilitated	Household Housing Unit	1
HOME Downpayment and Closing	DAP.189 ATWATER STREET		Homeowner Housing Added	Household Housing Unit	1
	DAP.27 CASTLE STREET		Homeowner Housing Added	Household Housing Unit	1
Mutual Housing Association of South Central CT. Inc	Mutual Housing Association of South Central CT. Inc		Homeowner Housing Rehabilitated	Household Housing Unit	0
			Rental units rehabilitated	Household Housing Unit	0



U.S. Department of Housing and Urban Development
Office of Community Planning and Development
Integrated Disbursement and Information System
Con Plan Goals and Accomplishments
NEW HAVEN, 2021

Date: 09/27/2022
Time: 3:44 PM
Page: 5

Project Name	Activity Name	CARES Act	Goal Outcome Indicator	Outcome Unit of Measure	Outcome Actual - Program Year
Mutual Housing DBA NeighborWorks New Horizons	Mutual Housing DBA NeighborWorks New Horizons		Homeowner Housing Rehabilitated	Household Housing Unit	0



U.S. Department of Housing and Urban Development
 Office of Community Planning and Development
 Integrated Disbursement and Information System
 CDBG Summary of Accomplishments
 Program Year: 2021

DATE: 09-27-22
 TIME: 15:38
 PAGE: 1

NEW HAVEN

Count of CDBG Activities with Disbursements by Activity Group & Matrix Code

Activity Group	Activity Category	Open Count	Open Activities Disbursed	Completed Count	Completed Activities Disbursed	Program Year Count	Total Activities Disbursed
Acquisition	Acquisition of Real Property (01)	2	\$542,508.94	1	\$0.00	3	\$542,508.94
	Disposition (02)	2	\$337,234.66	0	\$0.00	2	\$337,234.66
	Total Acquisition	4	\$879,743.60	1	\$0.00	5	\$879,743.60
Economic Development	ED Technical Assistance (18B)	3	\$287,696.81	8	\$169,039.38	11	\$456,736.19
	Micro-Enterprise Assistance (18C)	1	\$109,136.50	0	\$0.00	1	\$109,136.50
	Total Economic Development	4	\$396,833.31	8	\$169,039.38	12	\$565,872.69
Housing	Rehab; Multi-Unit Residential (14B)	7	\$378,951.05	0	\$0.00	7	\$378,951.05
	Lead-Based/Lead Hazard Test/Abate (14I)	1	\$31,764.00	0	\$0.00	1	\$31,764.00
	Code Enforcement (15)	1	\$1,115,957.57	0	\$0.00	1	\$1,115,957.57
	Total Housing	9	\$1,526,672.62	0	\$0.00	9	\$1,526,672.62
Public Facilities and Improvements	Senior Centers (03A)	1	\$35,000.00	0	\$0.00	1	\$35,000.00
	Facility for Persons with Disabilities (03B)	0	\$0.00	1	\$0.00	1	\$0.00
	Homeless Facilities (not operating costs) (03C)	5	\$0.00	0	\$0.00	5	\$0.00
	Youth Centers (03D)	2	\$58,127.70	0	\$0.00	2	\$58,127.70
	Sidewalks (03L)	0	\$0.00	1	\$87,108.25	1	\$87,108.25
	Health Facilities (03P)	1	\$0.00	0	\$0.00	1	\$0.00
	Other Public Improvements Not Listed in 03A-03S (03Z)	4	\$205,350.70	2	\$43,101.00	6	\$248,451.70
	Total Public Facilities and Improvements	13	\$298,478.40	4	\$130,209.25	17	\$428,687.65
Public Services	Operating Costs of Homeless/AIDS Patients Programs (03T)	1	\$12,000.00	1	\$25,000.00	2	\$37,000.00
	Senior Services (05A)	1	\$9,100.00	3	\$35,334.01	4	\$44,434.01
	Youth Services (05D)	2	\$8,568.88	19	\$259,871.06	21	\$268,439.94
	Substance Abuse Services (05F)	0	\$0.00	1	\$10,000.00	1	\$10,000.00
	Services for victims of domestic violence, dating violence, sexual assault or stalking (05G)	0	\$0.00	2	\$35,000.00	2	\$35,000.00
	Employment Training (05H)	0	\$0.00	4	\$80,068.07	4	\$80,068.07
	Child Care Services (05L)	0	\$0.00	2	\$70,000.00	2	\$70,000.00



U.S. Department of Housing and Urban Development
 Office of Community Planning and Development
 Integrated Disbursement and Information System
 CDBG Summary of Accomplishments
 Program Year: 2021

DATE: 09-27-22
 TIME: 15:38
 PAGE: 2

NEW HAVEN

Activity Group	Activity Category	Open Count	Open Activities Disbursed	Completed Count	Completed Activities Disbursed	Program Year Count	Total Activities Disbursed
Public Services	Health Services (05M)	2	\$100,458.97	5	\$70,500.00	7	\$170,958.97
	Abused and Neglected Children (05N)	0	\$0.00	1	\$15,000.00	1	\$15,000.00
	Subsistence Payment (05Q)	1	\$187,968.63	0	\$0.00	1	\$187,968.63
	Food Banks (05W)	2	\$19,173.19	4	\$10,000.00	6	\$29,173.19
	Housing Information and Referral Services (05X)	2	\$70,862.71	1	\$39,999.60	3	\$110,862.31
	Housing Counseling, under 24 CFR 5.100 Supporting Homebuyer Downpayment Assistance (05R) (05Y)	0	\$0.00	1	\$10,000.00	1	\$10,000.00
	Other Public Services Not Listed in 05A-05Y, 03T (05Z)	2	\$30,000.00	2	\$74,300.00	4	\$104,300.00
	Total Public Services		13	\$438,132.38	46	\$735,072.74	59
General Administration and Planning	Planning (20)	1	\$74,562.33	1	\$10,016.74	2	\$84,579.07
	General Program Administration (21A)	5	\$619,101.87	2	\$58,507.89	7	\$677,609.76
	Total General Administration and Planning	6	\$693,664.20	3	\$68,524.63	9	\$762,188.83
Grand Total		49	\$4,233,524.51	62	\$1,102,846.00	111	\$5,336,370.51



U.S. Department of Housing and Urban Development
 Office of Community Planning and Development
 Integrated Disbursement and Information System
 CDBG Summary of Accomplishments
 Program Year: 2021

DATE: 09-27-22
 TIME: 15:38
 PAGE: 3

NEW HAVEN

CDBG Sum of Actual Accomplishments by Activity Group and Accomplishment Type

Activity Group	Matrix Code	Accomplishment Type	Open Count	Completed Count	Program Year Totals
Acquisition	Acquisition of Real Property (01)	Housing Units	0	3	3
	Disposition (02)	Persons	88,060	0	88,060
	Total Acquisition		88,060	3	88,063
Economic Development	ED Technical Assistance (18B)	Business	97	4,176	4,273
		Jobs	0	165	165
	Micro-Enterprise Assistance (18C)	Jobs	10	0	10
	Total Economic Development		107	4,341	4,448
Housing	Rehab; Multi-Unit Residential (14B)	Housing Units	0	0	0
	Lead-Based/Lead Hazard Test/Abate (14I)	Housing Units	0	0	0
	Code Enforcement (15)	Persons	54,975	0	54,975
	Total Housing		54,975	0	54,975
Public Facilities and Improvements	Senior Centers (03A)	Public Facilities	0	0	0
	Facility for Persons with Disabilities (03B)	Public Facilities	0	0	0
	Homeless Facilities (not operating costs) (03C)	Public Facilities	0	0	0
	Youth Centers (03D)	Public Facilities	0	0	0
	Sidewalks (03L)	Persons	0	4,075	4,075
	Health Facilities (03P)	Public Facilities	0	0	0
	Other Public Improvements Not Listed in 03A-03S (03Z)	Persons	5,520	53,015	58,535
	Total Public Facilities and Improvements		5,520	57,090	62,610
Public Services	Operating Costs of Homeless/AIDS Patients Programs (03T)	Persons	79	25	104
	Senior Services (05A)	Persons	18	216	234
	Youth Services (05D)	Persons	89	1,566	1,655
	Substance Abuse Services (05F)	Persons	0	147	147
	Services for victims of domestic violence, dating violence, sexual assault or stalking (05G)	Persons	0	291	291
	Employment Training (05H)	Persons	0	96	96
	Child Care Services (05L)	Persons	0	104	104
	Health Services (05M)	Persons	120,890	818	121,708
	Abused and Neglected Children (05N)	Persons	0	15	15
	Subsistence Payment (05Q)	Persons	0	0	0
	Food Banks (05W)	Persons	2,997	3,906	6,903



U.S. Department of Housing and Urban Development
 Office of Community Planning and Development
 Integrated Disbursement and Information System
 CDBG Summary of Accomplishments
 Program Year: 2021

DATE: 09-27-22
 TIME: 15:38
 PAGE: 4

NEW HAVEN

Activity Group	Matrix Code	Accomplishment Type	Open Count	Completed Count	Program Year Totals
Public Services	Housing Information and Referral Services (05X)	Persons	110	204	314
	Housing Counseling, under 24 CFR 5.100 Supporting Homebuyer Downpayment Assistance (05R) (05Y)	Households	0	198	198
	Other Public Services Not Listed in 05A-05Y, 03T (05Z)	Persons	151	674	825
	Total Public Services		124,334	8,260	132,594
Grand Total			272,996	69,694	342,690



U.S. Department of Housing and Urban Development
 Office of Community Planning and Development
 Integrated Disbursement and Information System
 CDBG Summary of Accomplishments
 Program Year: 2021

DATE: 09-27-22
 TIME: 15:38
 PAGE: 5

NEW HAVEN

CDBG Beneficiaries by Racial / Ethnic Category

Housing-Non Housing	Race	Total Persons	Total Hispanic		Total Hispanic Households
			Persons	Total Households	
Non Housing	White	4,174	3,087	23	11
		738	211	0	0
	Black/African American	2,980	94	139	34
		1,168	10	0	0
	Asian	301	0	2	0
		34	0	0	0
	American Indian/Alaskan Native	3	0	1	0
		73	0	0	0
	Native Hawaiian/Other Pacific Islander	8	0	2	0
		5	0	0	0
	Asian & White	2	0	0	0
		1	0	0	0
	Black/African American & White	94	0	0	0
	19	0	0	0	
Other multi-racial	546	28	34	21	
	1,743	1,581	0	0	
	Total Non Housing	11,889	5,011	201	66
Grand Total	White	4,174	3,087	23	11
		738	211	0	0
	Black/African American	2,980	94	139	34
		1,168	10	0	0
	Asian	301	0	2	0
		34	0	0	0
	American Indian/Alaskan Native	3	0	1	0
		73	0	0	0
	Native Hawaiian/Other Pacific Islander	8	0	2	0
		5	0	0	0
	Asian & White	2	0	0	0
		1	0	0	0
	Black/African American & White	94	0	0	0
	19	0	0	0	
CAPER FY 2021-22	Other multi-racial	546	28	34	102 21



NEW HAVEN

Housing-Non Housing	Race	Total Hispanic		Total Hispanic	
		Total Persons	Persons	Total Households	Households
Grand Total	Other multi-racial	1,743	1,581	0	0
	Total Grand Total	11,889	5,011	201	66



NEW HAVEN

CDBG Beneficiaries by Income Category

	Income Levels	Owner Occupied	Renter Occupied	Persons
Non Housing	Extremely Low (<=30%)	62	0	4,957
		0	0	465
	Low (>30% and <=50%)	70	0	1,987
		0	0	105
	Mod (>50% and <=80%)	50	0	340
		0	0	32
	Total Low-Mod	182	0	7,284
		0	0	602
	Non Low-Mod (>80%)	16	0	38
		0	0	4
	Total Beneficiaries	198	0	7,322
		0	0	606



Program Year: 2021
 Start Date 01-Jul-2021 - End Date 30-Jun-2022
 NEW HAVEN
 Home Disbursements and Unit Completions

Activity Type	Disbursed Amount	Units Completed	Units Occupied
First Time Homebuyers	\$53,589.37	5	5
Existing Homeowners	\$24,760.00	2	2
Total, Homebuyers and Homeowners	\$78,349.37	7	7
Grand Total	\$78,349.37	7	7

Home Unit Completions by Percent of Area Median Income

Activity Type	Units Completed			
	51% - 60%	61% - 80%	Total 0% - 60%	Total 0% - 80%
First Time Homebuyers	1	4	1	5
Existing Homeowners	2	0	2	2
Total, Homebuyers and Homeowners	3	4	3	7
Grand Total	3	4	3	7



Program Year: 2021

Start Date 01-Jul-2021 - End Date 30-Jun-2022

NEW HAVEN

Home Unit Reported As Vacant

<u>Activity Type</u>	<u>Reported as Vacant</u>
First Time Homebuyers	0
Existing Homeowners	0
Total, Homebuyers and Homeowners	0
Grand Total	0



Program Year: 2021

Start Date 01-Jul-2021 - End Date 30-Jun-2022

NEW HAVEN

Home Unit Completions by Racial / Ethnic Category

	First Time Homebuyers		Existing Homeowners	
	Units Completed	Units Completed - Hispanics	Units Completed	Units Completed - Hispanics
White	1	1	0	0
Black/African American	4	0	2	0
Total	5	1	2	0

	Total, Homebuyers and Homeowners		Grand Total	
	Units Completed	Units Completed - Hispanics	Units Completed	Units Completed - Hispanics
White	1	1	1	1
Black/African American	6	0	6	0
Total	7	1	7	1

PR02 - CDBG and CDBG-CV Activity Detail Report												
IDIS Activity ID	Plan Year	COVID-19	Activity Name	Activity Description	Matrix Code	Matrix Code Description	Activity Status	National Objective Code	Funded Amount	Drawn Amount	Balance	Number Persons Assisted
3467	2020	Yes	CASTLE Program	<p>CASTLE can assist as a standalone program or in conjunction with any of the State of Connecticut's housing assistance programs, enabling tenants and homeowners to maximize their assistance.</p> <p>The program will assist in mitigating the risk of eviction and foreclosure and create housing stability.</p> <p>COVID Back Rent: Rent owed after March 2020.</p> <p>CASTLE will fund up to \$3,000 of COVID Back Rent. Landlord will write off the balance of any COVID Back Rent after Castle payment. Landlords will waive all late fees and interest payments.</p> <p>Landlords will deem tenant current in rent, and the rent records will show a zero balance on all Pre-COVID Back Rent and COVID Back Rent.</p> <p>Landlord will agree NOT to commence eviction proceedings for Pre-COVID rent.</p> <p>Pre-COVID Mortgage Payments: homeowner must be working with Lender and HUD Certified Counselor. COVID Mortgage for homeowner with mortgage payments owed after March 2020 HUD Certified Housing Counselor required to assist with mitigation with lender. CASTLE will fund up to \$4,000 of COVID Mortgage to assist with mortgage modification or forbearance.</p>	05Q	Subsistence Payment	Open	LMC	\$802,393	\$434,710	\$367,683	42
3468	2020	Yes	CDBG-CV Admin	<p>Funds will be used for administrative costs related to managing the CDBG-CV program.</p>	21A	General Program Administration	Open		\$10,000	\$147	\$9,853	1
3550	2020	Yes	Christian Community Action	<p>Funds will be used to expand and enhance our Prevention and Diversion Services, as well as to increase access to needed resources that promote a solution-based approach to emergency service provision.</p> <p>This includes supplementing the salary of an intake coordinator, who will be responsible for triaging new families and individuals to the appropriate CCA program, and an ARISE Director who will be able to facilitate the flow of our continuum of care at the macro-level.</p> <p>Additionally, this funding will contribute to the purchasing of food throughout the year and in connection with our annual Thanksgiving basket program, diapers, cleaning supplies, offering hotel/motel stays for families in need of immediate temporary shelter as well as funding for rental and utility assistance.</p>	05X	Housing Information and Referral Services	Open	LMC	\$65,000	\$65,000	\$0	78
3551	2020	Yes	CitySeed, Inc.	<p>Funds will be used to coordinate, implement and manage city-wide anti-hunger efforts during and after the COVID-19 crisis, this includes hiring a temporary FT staff member.</p> <p>This position will coordinate logistics, finances and other administrative duties for Square Meals New Haven, which is a program providing meals to homeless individuals and first responder temporarily housed in hotels and isolation centers.</p>	05W	Food Banks	Open	LMC	\$29,330	\$29,330	\$0	235

IDIS Activity ID	Plan Year	COVID-19	Activity Name	Activity Description	Matrix Code	Matrix Code Description	Activity Status	National Objective Code	Funded Amount	Drawn Amount	Balance	Number Persons Assisted
3552	2020	Yes	Community Action Agency of New Haven	Funds will be used to assist displaced or impacted COVID-19 low income clients with obtaining food and food products. As well as supplying their clients with basic needs such as PPE, personal hygiene products and other items that are needed to offset financial burden. They will provide transportation needs to employment or doctor's appointments with less risk factors.	05W	Food Banks	Completed	LMC	\$15,000	\$15,000	\$0	62
3553	2020	Yes	FISH of Greater New Haven	Funds will be used to hire additional staff to further support the move of their P2P (Pantry to Pantry) Program to a new warehouse, and purchase shelving, food, program supplies and a commercial freezer. P2P will serve individuals with grocery deliveries who would otherwise not have access to adequate nutrition while sheltering in place. This assistance is provided to vulnerable, homebound, and/or immunocompromised residents.	05W	Food Banks	Completed	LMC	\$50,000	\$50,000	\$0	2,033
3554	2020	Yes	IRIS - Integrated Refugee & Immigrant Services	Funds will be used to provide emergency services for all immigrants in New Haven including, emergency housing assistance, food pantry supplements, gift cards to grocery stores, medicine and medical care (for those who are uninsured), case management and mental health services and officebuilding rehab to prevent spread of COVID-19 when staff meet with clients.	05M	Health Services	Completed	LMC	\$35,000	\$35,000	\$0	465
3555	2020	Yes	Marrakech Whalley Ave. Facility	Funds will be used to have access to EPA and FDA approved PPE and disinfecting supplies to help increase the safety of employees who work at the New Haven site, as well as any clients meeting with case workers or employment specialist	05M	Health Services	Completed	LMC	\$15,000	\$15,000	\$0	45
3556	2020	Yes	Marrakech Young Adult Services Program	Funds will be used to for their Young Adult Services (YAS) Program to purchase safety supplies for their facilities, aiming to reduce the risk of COVID-19 with this population. These supplies would be used at their two congregate 247 care setting for young adults with mental illness, and their Drop in Center for young adults associated with CT Mental Health Center who reside in New Haven.	05D	Youth Services	Completed	LMC	\$15,000	\$15,000	\$0	26
3557	2020	Yes	New Haven Ecology Project	Provide a food distribution system with boxes of farm produce, bread and other food are packed into boxes and delivered to 60 vulnerable New Haven families. Boxes include fresh produce from our farm, augmented by produce and eggs from other farms, donated bread from Chabaso Bakery, and purchased staples such as pasta, cereal, and beans. Each box also includes a message of encouragement and suggested recipes that make use of ingredients included in the box. Provide a Mobil Market, bringing seasonal fresh produce to stops at low-income senior residences each summer, where residents could purchase veggies and fruit at a low cost through non-contact food distribution system. Senior distributions are made during the peak growing season for our farm, mid-June through August	05W	Food Banks	Completed	LMC	\$25,000	\$25,000	\$0	10,117

IDIS Activity ID	Plan Year	COVID-19	Activity Name	Activity Description	Matrix Code	Matrix Code Description	Activity Status	National Objective Code	Funded Amount	Drawn Amount	Balance	Number Persons Assisted
3559	2020	Yes	Solar Youth	Funds will be used to extend their fall after-school program to include one full day each week to serve youth ages 5-12 on days when they do not have school as per New Haven Public Schools' hybrid OR all remote learning pandemic schedule. This will be offered to families who reside in West Rock and Eastview Terrace public housing neighborhoods and need these specific child care services due to COVID.	05D	Youth Services	Completed	LMC	\$9,320	\$9,320	\$0	15
3561	2020	Yes	Believe In Me Empowerment Corporation	Funds will be used for the purchase of PPE for clients and staff, and creation of physical barrier and partition controls in designated meeting space and congregate housing setting. Enhance the Supportive Housing Program for Men and Women by providing an additional 30-90 days of Supportive Housing for individuals that would otherwise end up homeless. Support at risk men and women with basic needs, PPE. Provide supportive housing, case management, and behavioral health services to people undergoing reentry in New Haven, Safe and supportive housing plays a vital role in sustained recovery from addiction and mental illness. Funds will also be used to hire two part time Case Managers to support the program during 2nd shift and weekends.	05F	Substance Abuse Services	Completed	LMC	\$10,000	\$10,000	\$0	147
3562	2020	Yes	Boys and Girls Club of New Haven	Funds will be used to reimagine their afterschool program delivery to ensure safety during COVID-19 and to extend custodial services for disinfecting their Columbus Ave. facility, a part-time health care provider and supplies required to mitigate the spread of COVID-19. The part-time healthcare provider would track attendance, set policies for contact tracing and monitor health standards. They would also purchase an outdoor tent with room dividers so children can remove their masks and to keep children separated into pods.	05D	Youth Services	Completed	LMC	\$25,000	\$25,000	\$0	74
3565	2020	Yes	Hope for New Haven/CERCLE	Funds will be used to equip 24 child care providers serving low-to-moderate income families in New Haven with electrostatic handheld sanitizers to disinfect toys and surfaces, ensuring safety for children.	05D	Youth Services	Completed	LMC	\$20,000	\$20,000	\$0	21
3566	2020	Yes	New Haven YMCA Youth Center	To continue to service the community and first responders who need or desire emergency childcare services as the public schools begin to open. Our program will allow for a safe space to conduct full day or partial day care for children from pre-K- 8th. Also open as an alternative site for virtual learning to be held at the New Haven YMCA Youth Center. Provide tutoring support, snacks, and physical activities such as swimming by seeking to improve our swimming facility in order to expand free swimming lessons to the youth that we service for emergency care.	05D	Youth Services	Open	LMC	\$15,000	\$3,569	\$11,431	50

IDIS Activity ID	Plan Year	COVID-19	Activity Name	Activity Description	Matrix Code	Matrix Code Description	Activity Status	National Objective Code	Funded Amount	Drawn Amount	Balance	Number Persons Assisted
3567	2020	Yes	Project MORE, Inc.	To create a Reentry Welcome Center along with the City of New Haven Re-entry program as a response to Covid-19. The CT Department of Correction projections show that approximately 400 individuals, who were residents of the city, will be released into New Haven over the next 365 days. The Reentry Center will seek to meet the most basic needs of returning citizens. The requested funds will be used to create a warm drop off location, and a place for immediately connecting returning citizens with service providers upon release. Returning citizens will receive education concerning Covid-19 and make them aware of the testing sites in the city.	05X	Housing Information and Referral Services	Completed	LMC	\$40,000	\$40,000	\$0	204
3568	2020	Yes	Yale University	Funds will be used to provide community based services and supplies to vulnerable populations in New Haven. By bringing services and supplies to people they will be able to adhere to social distancing and shelter-in-place guidelines; prevent unnecessary trips and interactions with others in the community; and disrupt the chain of COVID-19 transmission.	05M	Health Services	Open	LMA	\$20,000	\$17,851	\$2,149	Citywide
3570	2020	Yes	Beulah Heights Social Integration Program	Funds will be used to provide Food bags will be made up by volunteers and distributed to senior citizens and unemployed and underemployed individuals and families living in the Dixwell and Newhallville community who have suffered financial hardship and/or loss during the pandemic. The distribution will prevent those most at risk from being exposed to COVID-19. The underemployed and underserved will call in for an appointment to participate in a Grab and Go food drive by. The families and/or individuals who receive food bags will also be provide access to a case manager and a list of services that will be offered through the Beulah Heights Social Integration Program.	05W	Food Banks	Completed	LMC	\$9,843	\$9,843	\$0	196
3572	2020	Yes	Project MORE, Inc.	Project MORE proposes to create a Reentry Welcome Center along with the City of New Haven Reentry program as a response to COVID-19. The Connecticut Department of Correction projections show that approximately 400 individuals who were city residents, will be released into New Haven over the next 365 days. This funding will be used to hire a Housing Navigator who will assist homeless returning citizens in locating appropriate housing.	05X	Housing Information and Referral Services	Open	LMC	\$52,111	\$52,111	\$0	32
3604	2020	Yes	COVID Testing	Funds will be used to provide community based COVID-19 testing.	05M	Health Services	Open	LMA	\$85,000	\$82,608	\$2,392	Citywide
3694	2020	Yes	Marrakech	Capital improvements for East Street Arts Social Enterprise to increase work space, improve accessibility and reduce the risk of COVID spread for the artisans who work there.	18B	ED Technical Assistance	Completed	LMJ	\$27,000	\$27,000	\$0	16
3695	2020	Yes	Casa Otonal	Daycare with outreach through Casa Otonal residents	05L	Child Care Services	Completed	LMC	\$50,000	\$50,000	\$0	54
3696	2020	Yes	City Seed	Create a Marketplace for CitySeed; update product packaging; reposition CitySeed from catering to direct-to-consumer packaged goodstakeout meals	18B	ED Technical Assistance	Completed	LMJ	\$16,192	\$16,192	\$0	15

IDIS Activity ID	Plan Year	COVID-19	Activity Name	Activity Description	Matrix Code	Matrix Code Description	Activity Status	National Objective Code	Funded Amount	Drawn Amount	Balance	Number Persons Assisted
3697	2020	Yes	HOPE for New Haven Cercle Inc	Recruit, train and place 3 unemployed and/or underemployed individuals into full-time positions as early childhood educators	05H	Employment Training	Completed	LMCSV	\$44,932	\$44,932	\$0	3
3698	2020	Yes	Westville Village Renaissance Alliance	Create Westville outdoor marketplace to extend buying season	18B	ED Technical Assistance	Completed	LMA	\$15,000	\$15,000	\$0	4065
3699	2020	Yes	New Haven Partnership Loan Program	To provide support and assistance to small businesses directly affected by COVID-19. Activities may include financial counseling, technical assistance and economic development assistance to support re-opening requirements and economic viability. Support workforce development, job training, education and child care support activities for households directly affected by COVID-19 in need of support to reenter the workforce. Administered by Economic Development.	18C	Micro-Enterprise Assistance	Open	LMJ	\$250,000	\$109,137	\$140,864	10
3700	2020	Yes	COVID-19 Testing	Funds will be used to provide community based COVID-19 testing through a contract with Yale New Haven Hospital.	21A	General Program Administration	Open		\$85,000	\$25,590	\$59,410	Citywide
3706	2020	Yes	Boys and Girls Club of New Haven HVAC System	Funds will be used for the replacement of the HVAC system to help lessen the spread of COVID-19.	03D	Youth Centers	Open	LMC	\$99,000	\$58,128	\$40,872	1 Facility



U.S. Department of Housing and Urban Development
 Office of Community Planning and Development
 Integrated Disbursement and Information System
 CDBG Activity Summary Report (GPR) for Program Year 2021
 NEW HAVEN

Date: 28-Sep-2022
 Time: 12:03
 Page: 1

PGM Year: 1994
Project: 0002 - CONVERTED CDBG ACTIVITIES
IDIS Activity: 2 - CDBG COMMITTED FUNDS ADJUSTMENT
Status: Open
Location: ,
Objective:
Outcome:
Matrix Code: General Program Administration (21A) **National Objective:**

Activity to prevent, prepare for, and respond to Coronavirus: No

Initial Funding Date: 01/01/1994

Description:

Financing

	Fund Type	Grant Year	Grant	Funded Amount	Drawn In Program Year	Drawn Thru Program Year
CDBG	EN	Pre-2015		\$31,300,896.21	\$0.00	\$0.00
		1989	B89MC090009		\$0.00	\$3,728,000.00
		1990	B90MC090009		\$0.00	\$3,529,000.00
		1991	B91MC090009		\$0.00	\$3,925,000.00
		1992	B92MC090009		\$0.00	\$3,959,000.00
		1993	B93MC090009		\$0.00	\$4,370,000.00
		1994	B94MC090009		\$0.00	\$4,813,000.00
		1995	B95MC090009		\$0.00	\$5,278,000.00
		1996	B96MC090009		\$0.00	\$1,698,911.21
		2001	B01MC090009		\$0.00	(\$15.00)
Total	Total			\$31,300,896.21	\$0.00	\$31,300,896.21

Proposed Accomplishments

Actual Accomplishments

Number assisted:	Owner		Renter		Total		Person	
	Total	Hispanic	Total	Hispanic	Total	Hispanic	Total	Hispanic
White:					0	0		
Black/African American:					0	0		
Asian:					0	0		
American Indian/Alaskan Native:					0	0		
Native Hawaiian/Other Pacific Islander:					0	0		
American Indian/Alaskan Native & White:					0	0		



U.S. Department of Housing and Urban Development
 Office of Community Planning and Development
 Integrated Disbursement and Information System
 CDBG Activity Summary Report (GPR) for Program Year 2021
 NEW HAVEN

Date: 28-Sep-2022
 Time: 12:03
 Page: 2

Asian White:	0	0							
Black/African American & White:	0	0							
American Indian/Alaskan Native & Black/African American:	0	0							
Other multi-racial:	0	0							
Asian/Pacific Islander:	0	0							
Hispanic:	0	0							
Total:	0	0	0	0	0	0	0	0	0
Female-headed Households:					0				

Income Category:

	Owner	Renter	Total	Person
Extremely Low			0	
Low Mod			0	
Moderate			0	
Non Low Moderate			0	
Total	0	0	0	0
Percent Low/Mod				

Annual Accomplishments

No data returned for this view. This might be because the applied filter excludes all data.



U.S. Department of Housing and Urban Development
 Office of Community Planning and Development
 Integrated Disbursement and Information System
 CDBG Activity Summary Report (GPR) for Program Year 2021
 NEW HAVEN

Date: 28-Sep-2022
 Time: 12:03
 Page: 3

PGM Year: 2015
Project: 0020 - Mutual Housing DBA NeighborWorks New Horizons
IDIS Activity: 2964 - Mutual Housing DBA NeighborWorks New Horizons

Status: Open Objective: Provide decent affordable housing
 Location: 235 Grand Ave New Haven, CT 06513-3722 Outcome: Affordability
 Matrix Code: Rehab; Multi-Unit Residential (14B) National Objective: LMH

Activity to prevent, prepare for, and respond to Coronavirus: No

Initial Funding Date: 09/30/2015

Description:

Funding will support costs of staff that will provide project management for the rehabilitation of four houses in the Fair Haven neighborhood. The structures are vacant and are at risk for blight, vandalism, and neighborhood instability. Renovations include exterior work entailing roof replacement, gutters, siding repairs, new doors, fencing and landscaping Interior renovations include windows, kitchens, bathrooms, energy star appliances, HVAC system and updated electrical. The rental properties will be owned by MHA and are located at the following addresses: 135 James St (3 units) and 19 Richard St (3 units) and. In addition NHNW offers a free 8 hour CHFA homebuyer education course once a month.

Financing

	Fund Type	Grant Year	Grant	Funded Amount	Drawn In Program Year	Drawn Thru Program Year
CDBG	EN	Pre-2015		\$25,000.00	\$0.00	\$0.00
		2014	B14MC090009		\$0.00	\$25,000.00
Total	Total			\$25,000.00	\$0.00	\$25,000.00

Proposed Accomplishments

Housing Units : 6

Actual Accomplishments

Number assisted:

	Owner		Renter		Total		Person	
	Total	Hispanic	Total	Hispanic	Total	Hispanic	Total	Hispanic
White:	0	0	0	0	0	0	0	0
Black/African American:	0	0	0	0	0	0	0	0
Asian:	0	0	0	0	0	0	0	0
American Indian/Alaskan Native:	0	0	0	0	0	0	0	0
Native Hawaiian/Other Pacific Islander:	0	0	0	0	0	0	0	0
American Indian/Alaskan Native & White:	0	0	0	0	0	0	0	0
Asian White:	0	0	0	0	0	0	0	0
Black/African American & White:	0	0	0	0	0	0	0	0
American Indian/Alaskan Native & Black/African American:	0	0	0	0	0	0	0	0



U.S. Department of Housing and Urban Development
 Office of Community Planning and Development
 Integrated Disbursement and Information System
 CDBG Activity Summary Report (GPR) for Program Year 2021
 NEW HAVEN

Date: 28-Sep-2022
 Time: 12:03
 Page: 4

Other multi-racial:	0	0	0	0	0	0	0	0
Asian/Pacific Islander:	0	0	0	0	0	0	0	0
Hispanic:	0	0	0	0	0	0	0	0
Total:	0	0	0	0	0	0	0	0

Female-headed Households: 0 0 0 0

Income Category:

	Owner	Renter	Total	Person
Extremely Low	0	0	0	0
Low Mod	0	0	0	0
Moderate	0	0	0	0
Non Low Moderate	0	0	0	0
Total	0	0	0	0

Percent Low/Mod

Annual Accomplishments

Years	Accomplishment Narrative	# Benefitting
2015	Applications for funding have been submitted for the following sources: LAMPP \$69,000 and HDF \$150,000. Project will be carried over into the 2016-17 program year. Funding will not be released until leveraged funds have been secured.	
2016	Funding was used for predevelopment cost for 19 Richard St and 135 James St, both 3 unit homes. Both properties require rehab which will be completed by June 2018.	
2017	Funding was used for predevelopment costs for 19 Richard St and 135 James St, both 3 unit homes. Both properties require rehab. Additional financing for project completion is pending, it is anticipated that construction will start in 2019.	
2018	Agency is working with CT DOH to secure additional financing so project can move forward. A decision will be finalized by the end of September 2019.	
2019	Activity has been cancelled, funds will be returned by the agency and reprogrammed.	
2021	Funds have been reimbursed to the City's letter of credit. Activity has been cancelled. Awaiting field office approval to cancel activity with funds drawn.	



U.S. Department of Housing and Urban Development
 Office of Community Planning and Development
 Integrated Disbursement and Information System
 CDBG Activity Summary Report (GPR) for Program Year 2021
 NEW HAVEN

Date: 28-Sep-2022
 Time: 12:03
 Page: 5

PGM Year: 2013
Project: 0074 - Neighborhood Facility Public Improvements
IDIS Activity: 3048 - New Haven Teen Center "The Escape"
Status: Open
Location: 654 Orchard St New Haven, CT 06511-3316

Objective: Create suitable living environments
Outcome: Availability/accessibility
Matrix Code: Youth Centers (03D) **National Objective:** LMC

Activity to prevent, prepare for, and respond to Coronavirus: No

Initial Funding Date: 01/29/2016

Description:

To create a New Haven Teen Center "The Escape" located at 654 Orchard St. The scope of work will include roof repair, windows doors and door frames, repair of exterior entries and walkways, exterior paint, landscaping and parking area improvements. Interior work will include replacement of ceilings, clean and repaint doors and frames, new carpeting, and repairing walls. Also, electrical work, HVAC, plumbing, security and Technology work will be necessary.

Financing

	Fund Type	Grant Year	Grant	Funded Amount	Drawn In Program Year	Drawn Thru Program Year
CDBG	EN	Pre-2015		\$280,222.59	\$0.00	\$0.00
		2014	B14MC090009		\$0.00	\$280,222.59
Total	Total			\$280,222.59	\$0.00	\$280,222.59

Proposed Accomplishments

Public Facilities : 100

Actual Accomplishments

Number assisted:

	Owner		Renter		Total		Person	
	Total	Hispanic	Total	Hispanic	Total	Hispanic	Total	Hispanic
White:	0	0	0	0	0	0	0	0
Black/African American:	0	0	0	0	0	0	0	0
Asian:	0	0	0	0	0	0	0	0
American Indian/Alaskan Native:	0	0	0	0	0	0	0	0
Native Hawaiian/Other Pacific Islander:	0	0	0	0	0	0	0	0
American Indian/Alaskan Native & White:	0	0	0	0	0	0	0	0
Asian White:	0	0	0	0	0	0	0	0
Black/African American & White:	0	0	0	0	0	0	0	0
American Indian/Alaskan Native & Black/African American:	0	0	0	0	0	0	0	0
Other multi-racial:	0	0	0	0	0	0	0	0

CAPER FY 2021-22



U.S. Department of Housing and Urban Development
 Office of Community Planning and Development
 Integrated Disbursement and Information System
 CDBG Activity Summary Report (GPR) for Program Year 2021
 NEW HAVEN

Date: 28-Sep-2022
 Time: 12:03
 Page: 6

Asian/Pacific Islander:	0	0	0	0	0	0	0	0
Hispanic:	0	0	0	0	0	0	0	0
Total:	0	0	0	0	0	0	0	0
Female-headed Households:	0		0		0			

Income Category:

	Owner	Renter	Total	Person
Extremely Low	0	0	0	0
Low Mod	0	0	0	0
Moderate	0	0	0	0
Non Low Moderate	0	0	0	0
Total	0	0	0	0
Percent Low/Mod				

Annual Accomplishments

Years	Accomplishment Narrative	# Benefiting
2015	The following improvements have been completed during the program year: plumbing - installation of new toilet partitions; electrical - installation of new LED fixtures, replacement of emergency lighting fixtures, wall outlets and new wire service; HVAC - installation of new HVAC unit that covers the senior area, lobby and security area, installed new returns and duct stock in the main space; removal and replacement of ceiling tiles; taped, plastered, sanded and primed interior walls; removed flooring material; new locks and panic hardware was installed; demolition of exterior walls and windows replaced with new Kal-wall infill and frames; ceiling in large central area removed and ducts were installed, Additional improvements are underway. Estimated project completion is October 2016 with anticipated occupancy by the end of November 2016.	
2016	The following improvements were made to the facility during the program year: interior painting of the main floor, inclusive of 2 rooms and the entrance way; installation of Kwall windows; installation of the commercial flooring in the main room; priming and painting of the exterior of the building; and updating of electrical wiring. Due to a change of project manager to the City Engineering Department, the project has been delayed. Addition funding for the completion of the project has been allocated from City Capital Project Funding. A firm completion date has not yet been established.	
2017	During the program year carpet tile, vinyl wall base and vinyl planking was purchased and installed in the facility. The City of New Haven has committed \$200,000 from FY 2018 Capital Project funds and \$50,000 from FY 2019 Capital Project funds towards the facility.	
2018	Mechanical and structural issues with the building have prohibited the moving forward of construction. Currently 35% of the building is operational where the elderly services program resides. In addition, the grand ball room of the escape center is 80% complete. The City has engaged our building department, engineering department, fire marshal and all necessary entities to move this project forward.	
2019	Mechanical and structural issues with the building have prohibited the moving forward of construction. Based on recommendations from the City building department, engineering department, fire marshal and other entities, the project has been determined to unfeasible and will not move forward. The activity will be cancelled and all funding will be restored to the City's LOC using non-federal sources.	
2021	Funds have been reimbursed to the City's letter of credit. Activity has been cancelled. Awaiting field office approval to cancel activity with funds drawn.	



U.S. Department of Housing and Urban Development
 Office of Community Planning and Development
 Integrated Disbursement and Information System
 CDBG Activity Summary Report (GPR) for Program Year 2021
 NEW HAVEN

Date: 28-Sep-2022
 Time: 12:03
 Page: 7

PGM Year: 2017
Project: 0015 - Mutual Housing Association of South Central CT. Inc
IDIS Activity: 3184 - Mutual Housing Association of South Central CT. Inc
Status: Open
Location: 235 Grand Ave New Haven, CT 06513-3722
Objective: Provide decent affordable housing
Outcome: Affordability
Matrix Code: Rehab; Multi-Unit Residential (14B) **National Objective:** LMH

Activity to prevent, prepare for, and respond to Coronavirus: No

Initial Funding Date: 11/20/2017

Description:

Funding is being requested for the Richard Street Preservation Project (RSPP). This project is part of a neighborhood revitalization effort that will enable the moderate rehabilitation of 20 occupied affordable units. These are located at 11-13, 29, 30-32, and 34 Richard St., 70-72, 78, and 82Wolcott St., and 67 Saltonstall Ave. Funds will be used to finance program delivery, during the predevelopment and the construction period of the proposed development. Total project cost \$4,689,686.

Financing

	Fund Type	Grant Year	Grant	Funded Amount	Drawn In Program Year	Drawn Thru Program Year
CDBG	EN	2015	B15MC090009	\$32,500.00	\$0.00	\$32,500.00
		2016	B16MC090009	\$32,500.00	\$0.00	\$32,500.00
Total	Total			\$65,000.00	\$0.00	\$65,000.00

Proposed Accomplishments

Housing Units : 20

Actual Accomplishments

Number assisted:

	Owner		Renter		Total		Person	
	Total	Hispanic	Total	Hispanic	Total	Hispanic	Total	Hispanic
White:	0	0	0	0	0	0	0	0
Black/African American:	0	0	0	0	0	0	0	0
Asian:	0	0	0	0	0	0	0	0
American Indian/Alaskan Native:	0	0	0	0	0	0	0	0
Native Hawaiian/Other Pacific Islander:	0	0	0	0	0	0	0	0
American Indian/Alaskan Native & White:	0	0	0	0	0	0	0	0
Asian White:	0	0	0	0	0	0	0	0
Black/African American & White:	0	0	0	0	0	0	0	0
American Indian/Alaskan Native & Black/African American:	0	0	0	0	0	0	0	0
Other multi race:	0	0	0	0	0	0	0	0



U.S. Department of Housing and Urban Development
 Office of Community Planning and Development
 Integrated Disbursement and Information System
 CDBG Activity Summary Report (GPR) for Program Year 2021
 NEW HAVEN

Date: 28-Sep-2022
 Time: 12:03
 Page: 8

Asian/Pacific Islander:	0	0	0	0	0	0	0	0
Hispanic:	0	0	0	0	0	0	0	0
Total:	0	0	0	0	0	0	0	0

Female-headed Households: 0 0 0 0 0 0 0 0 0

Income Category:

	Owner	Renter	Total	Person
Extremely Low	0	0	0	0
Low Mod	0	0	0	0
Moderate	0	0	0	0
Non Low Moderate	0	0	0	0
Total	0	0	0	0

Percent Low/Mod

Annual Accomplishments

Years	Accomplishment Narrative	# Benefiting
2017	MHA has continued the pre-development work including, plans and specification, funding application submission and environmental testing.	
2018	Additional financing for project completion is pending. The city is working with the agency to develop a more feasible workout plan.	
2019	Activity has been cancelled, funds will be returned by the agency and reprogrammed.	
2021	Funds have been reimbursed to the City's letter of credit. Activity has been cancelled. Awaiting field office approval to cancel activity with funds drawn.	



U.S. Department of Housing and Urban Development
 Office of Community Planning and Development
 Integrated Disbursement and Information System
 CDBG Activity Summary Report (GPR) for Program Year 2021
 NEW HAVEN

Date: 28-Sep-2022
 Time: 12:03
 Page: 9

PGM Year: 2018
Project: 0013 - Hannah Grey Development Corp
IDIS Activity: 3308 - Hannah Grey Development Corp
Status: Canceled 6/30/2022 12:00:00 AM
Location: 241 Dixwell Ave New Haven, CT 06511-3481
Objective: Provide decent affordable housing
Outcome: Sustainability
Matrix Code: Rehab; Multi-Unit Residential (14B) **National Objective:** LMH

Activity to prevent, prepare for, and respond to Coronavirus: No

Initial Funding Date: 01/03/2019

Description:
 Hannah Gray Development Corp.'s mission is to provide Congregate Housing and related programs to low-income frail elderly residents and to provide affordable, clean and safe living environment.
 Funds are being requested for the replacement of existing windows at the facility for the safety of the residents.
 The replacement windows will be easily operated by elderly residents, provide energy efficiency and are break proof.
 Project should commence in early spring of 2019.
 The proposed number of households to be served is 20.

Financing
 No data returned for this view. This might be because the applied filter excludes all data.

Proposed Accomplishments

Housing Units : 20

Actual Accomplishments

Number assisted:

	Owner		Renter		Total		Person	
	Total	Hispanic	Total	Hispanic	Total	Hispanic	Total	Hispanic
White:	0	0	0	0	0	0	0	0
Black/African American:	0	0	0	0	0	0	0	0
Asian:	0	0	0	0	0	0	0	0
American Indian/Alaskan Native:	0	0	0	0	0	0	0	0
Native Hawaiian/Other Pacific Islander:	0	0	0	0	0	0	0	0
American Indian/Alaskan Native & White:	0	0	0	0	0	0	0	0

CAPER FY 2021-22



U.S. Department of Housing and Urban Development
 Office of Community Planning and Development
 Integrated Disbursement and Information System
 CDBG Activity Summary Report (GPR) for Program Year 2021
 NEW HAVEN

Date: 28-Sep-2022
 Time: 12:03
 Page: 10

Asian White:	0	0	0	0	0	0	0	0
Black/African American & White:	0	0	0	0	0	0	0	0
American Indian/Alaskan Native & Black/African American:	0	0	0	0	0	0	0	0
Other multi-racial:	0	0	0	0	0	0	0	0
Asian/Pacific Islander:	0	0	0	0	0	0	0	0
Hispanic:	0	0	0	0	0	0	0	0
Total:	0	0	0	0	0	0	0	0
Female-headed Households:	0		0		0			

Income Category:

	Owner	Renter	Total	Person
Extremely Low	0	0	0	0
Low Mod	0	0	0	0
Moderate	0	0	0	0
Non Low Moderate	0	0	0	0
Total	0	0	0	0

Percent Low/Mod

Annual Accomplishments

Years	Accomplishment Narrative	# Benefiting
2018	No Funds have been expended to date. Installation of windows is currently underway. Project will be completed during program year 2019-20.	
2019	No Funds have been expended to date, project will be complete during program year 2020.	
2020	No Funds have been expended to date, funding will be rolled over to program year 2021.	
2021	No Funds have been expended to date, funding will be rolled over to program year 2022.	



U.S. Department of Housing and Urban Development
 Office of Community Planning and Development
 Integrated Disbursement and Information System
 CDBG Activity Summary Report (GPR) for Program Year 2021
 NEW HAVEN

Date: 28-Sep-2022
 Time: 12:03
 Page: 11

PGM Year: 2019

Project: 0004 - Disposition

IDIS Activity: 3397 - Disposition

Status: Open

Location: 165 Church St New Haven, CT 06510-2010

Objective: Provide decent affordable housing

Outcome: Affordability

Matrix Code: Disposition (02)

National Objective: LMA

Activity to prevent, prepare for, and respond to Coronavirus: No

Initial Funding Date: 03/23/2020

Description:

Disposition of properties acquired for community development and urban renewal activities.

The program focuses on disposing of City owned property acquired with CDBG funding or In Rem (tax foreclosure).

Future use of properties include housing, commercial development and public space.

The funding is being requested for the following activities: legal opinions, contracts and representation, title search review, appraisals of property value and the preparation of closing documents.

Sliver lots are also disposed of to adjacent homeowners for off-street parking or green space in an effort to reduce blight and stabilize neighborhoods in low income areas.

Financing

	Fund Type	Grant Year	Grant	Funded Amount	Drawn In Program Year	Drawn Thru Program Year
CDBG	EN	2019	B19MC090009	\$106,136.64	\$0.00	\$106,136.64
		2020	B20MC090009	\$10,561.30	\$10,561.30	\$10,561.30
		2021	B21MC090009	\$24,980.69	\$24,980.69	\$24,980.69
Total	Total			\$141,678.63	\$35,541.99	\$141,678.63

Proposed Accomplishments

People (General) : 1

Total Population in Service Area: 28,220

Census Tract Percent Low / Mod: 79.16

Annual Accomplishments

Years	Accomplishment Narrative	# Benefitting
2019	During the program year, a total of 12 In Rem properties were sold. Of the 12 properties, 10 were vacant building lots located at 99-101 Judith Terrace, 103-IOS Judith Terrace, 9 Tower Lane, 384 Blatchley Avenue, 2 Button Street, 91 Lamberton Street, 162-168 Plymouth Street, 110-112 Judith Terrace, 24S Munson Street, 232 Munson Street; S9 Elliott Street is a vacant 2 family home and 49 Prince Street is a vacant school building. A total of 171 housing units will be created from these properties.	
2020	Program delivery for disposition of In Rem properties for creation of housing units.	
2021	Program delivery for disposition of In Rem properties for creation of housing units. Review documents, draft documents, preparation for closing, pre and post closing tasks, review and ensure compliance with all relevant regulations and ordinances governing disposition.	



U.S. Department of Housing and Urban Development
 Office of Community Planning and Development
 Integrated Disbursement and Information System
 CDBG Activity Summary Report (GPR) for Program Year 2021
 NEW HAVEN

Date: 28-Sep-2022
 Time: 12:03
 Page: 12

PGM Year: 2019
Project: 0010 - Columbus House
IDIS Activity: 3403 - Columbus House

Status: Open
Location: 586 Ella T Grasso Blvd New Haven, CT 06519-1806

Objective: Create suitable living environments
Outcome: Availability/accessibility
Matrix Code: Homeless Facilities (not operating costs) (03C) **National Objective:** LMC

Activity to prevent, prepare for, and respond to Coronavirus: No

Initial Funding Date: 03/23/2020

Description:

Funds are being requested for the replacement of the aging HVAC system which is nearing the end of its useful life as reported by the HVAC contractor. Continued operation of the unit is vital to the operation of the facility. Funds will also be used for installation of vinyl composition tile (VCT) over the existing concrete floor. The improvements will make the overflow shelter more comfortable and welcoming for staff and clients. Construction is scheduled to start on October 1, 2019 and be completed on March 30, 2020.

Financing

No data returned for this view. This might be because the applied filter excludes all data.

Proposed Accomplishments

Public Facilities : 2,800

Actual Accomplishments

Number assisted:

	Owner		Renter		Total		Person	
	Total	Hispanic	Total	Hispanic	Total	Hispanic	Total	Hispanic
White:	0	0	0	0	0	0		0
Black/African American:	0	0	0	0	0	0	0	0
Asian:	0	0	0	0	0	0	0	0
American Indian/Alaskan Native:	0	0	0	0	0	0	0	0
Native Hawaiian/Other Pacific Islander:	0	0	0	0	0	0	0	0
American Indian/Alaskan Native & White:	0	0	0	0	0	0	0	0
Asian White:	0	0	0	0	0	0	0	0

CAPER FY 2021-22



U.S. Department of Housing and Urban Development
 Office of Community Planning and Development
 Integrated Disbursement and Information System
 CDBG Activity Summary Report (GPR) for Program Year 2021
 NEW HAVEN

Date: 28-Sep-2022
 Time: 12:03
 Page: 13

Black/African American & White:	0	0	0	0	0	0	0	0
American Indian/Alaskan Native & Black/African American:	0	0	0	0	0	0	0	0
Other multi-racial:	0	0	0	0	0	0	0	0
Asian/Pacific Islander:	0	0	0	0	0	0	0	0
Hispanic:	0	0	0	0	0	0	0	0
Total:	0	0	0	0	0	0	0	0
Female-headed Households:	0		0		0			

Income Category:

	Owner	Renter	Total	Person
Extremely Low	0	0	0	0
Low Mod	0	0	0	0
Moderate	0	0	0	0
Non Low Moderate	0	0	0	0
Total	0	0	0	0
Percent Low/Mod				

Annual Accomplishments

Years	Accomplishment Narrative	# Benefitting
2019	No funds have been expended to date. The City's Commission on Equal Opportunities Office is evaluation the contractor selected to perform the work.	
2020	No funds have been expended to date. Awaiting execution of agreement and Commission on Equal Opportunities Office completion of contractor evaluation to begin the work. Funds will be rolled over to program year 2021.	
2021	No funds have been expended to date. Awaiting execution of agreement and Commission on Equal Opportunities Office completion of contractor evaluation to begin the work. Funds will be rolled over to program year 2022.	



U.S. Department of Housing and Urban Development
 Office of Community Planning and Development
 Integrated Disbursement and Information System
 CDBG Activity Summary Report (GPR) for Program Year 2021
 NEW HAVEN

Date: 28-Sep-2022
 Time: 12:03
 Page: 14

PGM Year: 2020
Project: 0002 - CDBG-CV Housing Assistance\Housing Stabilization Program
IDIS Activity: 3467 - CASTLE Program
Status: Open **Objective:** Provide decent affordable housing
Location: 165 Church St New Haven, CT 06510-2010 **Outcome:** Availability/accessibility
Matrix Code: Subsistence Payment (05Q) **National Objective:** LMC

Activity to prevent, prepare for, and respond to Coronavirus: Yes

Initial Funding Date: 11/19/2020

Description:

CASTLE can assist as a standalone program or in conjunction with any of the State of Connecticut's housing assistance programs, enabling tenants and homeowners to maximize their assistance.

The program will assist in mitigating the risk of eviction and/or foreclosure and create housing stability.

COVID Back Rent: Rent owed after March 2020.

CASTLE will fund up to \$3,000 of COVID Back Rent. Landlord will write off the balance of any COVID Back Rent after Castle payment. Landlords will waive all late fees and interest payments.

Landlords will deem tenant current in rent, and the rent records will show a zero balance on all Pre-COVID Back Rent and COVID Back Rent.

Landlord will agree NOT to commence eviction proceeding for Pre-COVID/COVID rent.

Pre-COVID/COVID Mortgage Payments homeowner must be working with Lender and HUD Certified Counselor. COVID Mortgage for homeowner with mortgage payments owed after March 2020 HUD Certified Housing Counselor required to assist with mitigation with lender. CASTLE will fund up to \$4,000 of COVID Mortgage to assist with mortgage modification or forbearance.

Financing

	Fund Type	Grant Year	Grant	Funded Amount	Drawn In Program Year	Drawn Thru Program Year
CDBG	EN	2020	B20MW090009	\$802,393.00	\$187,968.63	\$380,341.22
Total	Total			\$802,393.00	\$187,968.63	\$380,341.22

Proposed Accomplishments

People (General) : 200

Actual Accomplishments

Number assisted:

	Owner		Renter		Total		Person	
	Total	Hispanic	Total	Hispanic	Total	Hispanic	Total	Hispanic
White:	0	0	0	0	0	0	0	0
Black/African American:	0	0	0	0	0	0	0	0
Asian:	0	0	0	0	0	0	0	0
American Indian/Alaskan Native:	0	0	0	0	0	0	0	0
Native Hawaiian/Other Pacific Islander:	0	0	0	0	0	0	0	0
American Indian/Alaskan Native & White:	0	0	0	0	0	0	0	0

CAPER FY 2021-22



U.S. Department of Housing and Urban Development
 Office of Community Planning and Development
 Integrated Disbursement and Information System
 CDBG Activity Summary Report (GPR) for Program Year 2021
 NEW HAVEN

Date: 28-Sep-2022
 Time: 12:03
 Page: 15

Asian White:	0	0	0	0	0	0	0	0
Black/African American & White:	0	0	0	0	0	0	0	0
American Indian/Alaskan Native & Black/African American:	0	0	0	0	0	0	0	0
Other multi-racial:	0	0	0	0	0	0	0	0
Asian/Pacific Islander:	0	0	0	0	0	0	0	0
Hispanic:	0	0	0	0	0	0	0	0
Total:	0	0	0	0	0	0	0	0

Female-headed Households: 0 0 0 0

Income Category:

	Owner	Renter	Total	Person
Extremely Low	0	0	0	0
Low Mod	0	0	0	0
Moderate	0	0	0	0
Non Low Moderate	0	0	0	0
Total	0	0	0	0

Percent Low/Mod

Annual Accomplishments

Years	Accomplishment Narrative	# Benefiting
2020	The City of New Haven Coronavirus Assistance and Security Tenant Landlord Emergency Program (CASTLE), assisted tenants and homeowners in New Haven who have experienced income loss due to Covid-19 and are experiencing housing insecurity. Assistance up to \$3,000 of COVID Back Rent assistance was provided to 57 households. Landlords write off the balance of any COVID Back Rent after CASTLE payment. Landlords will deem tenant current in rent, and the rent records will show a zero balance on all Pre-COVID Back Rent and COVID Back Rent, Landlords agree not to commence eviction proceeding for Pre-COVID/COVID rent. Effective as of September 22, 2021, the amount of assistance provided has increased to \$12,000.	
2021	During the program year, assistance up to \$12,000 of COVID Back Rent assistance was provided to 42 households. An additional 27 households are pending review. To date, through the program year \$442,810 was expended. Funding in the amount of \$200,000 was committed to New Haven Legal Assistance to expand resources to prevent related to Covid 19.	



U.S. Department of Housing and Urban Development
 Office of Community Planning and Development
 Integrated Disbursement and Information System
 CDBG Activity Summary Report (GPR) for Program Year 2021
 NEW HAVEN

Date: 28-Sep-2022
 Time: 12:03
 Page: 16

PGM Year: 2020
Project: 0006 - CDBG-CV Program Administration\Oversight
IDIS Activity: 3468 - CDBG-CV Admin
 Status: Open Objective:
 Location: , Outcome:
 Matrix Code: General Program Administration (21A) National Objective:

Activity to prevent, prepare for, and respond to Coronavirus: Yes

Initial Funding Date: 12/10/2020

Description:

Funds will be used for administrative cost related to managing the CDBG-CV program.

Financing

	Fund Type	Grant Year	Grant	Funded Amount	Drawn In Program Year	Drawn Thru Program Year
CDBG	AD	2020	B20MW090009	\$10,000.00	\$147.02	\$147.02
Total	Total			\$10,000.00	\$147.02	\$147.02

Proposed Accomplishments

Actual Accomplishments

Number assisted:

	Owner		Renter		Total		Person	
	Total	Hispanic	Total	Hispanic	Total	Hispanic	Total	Hispanic
White:					0	0		
Black/African American:					0	0		
Asian:					0	0		
American Indian/Alaskan Native:					0	0		
Native Hawaiian/Other Pacific Islander:					0	0		
American Indian/Alaskan Native & White:					0	0		
Asian White:					0	0		
Black/African American & White:					0	0		
American Indian/Alaskan Native & Black/African American:					0	0		
Other multi-racial:					0	0		
Asian/Pacific Islander:					0	0		
Hispanic:					0	0		
Total:	0	0	0	0	0	0	0	0

Female-headed households: 0



U.S. Department of Housing and Urban Development
Office of Community Planning and Development
Integrated Disbursement and Information System
CDBG Activity Summary Report (GPR) for Program Year 2021
NEW HAVEN

Date: 28-Sep-2022

Time: 12:03

Page: 17

Income Category:

	Owner	Renter	Total	Person
Extremely Low			0	
Low Mod			0	
Moderate			0	
Non Low Moderate			0	
Total	0	0	0	0
Percent Low/Mod				

Annual Accomplishments

No data returned for this view. This might be because the applied filter excludes all data.



U.S. Department of Housing and Urban Development
 Office of Community Planning and Development
 Integrated Disbursement and Information System
 CDBG Activity Summary Report (GPR) for Program Year 2021
 NEW HAVEN

Date: 28-Sep-2022
 Time: 12:03
 Page: 18

PGM Year: 2020
Project: 0011 - Habitat for Humanity
IDIS Activity: 3471 - Habitat for Humanity

Status: Completed 6/30/2022 12:00:00 AM Objective: Provide decent affordable housing
 Location: 37 Union St New Haven, CT 06511-5747 Outcome: Affordability
 Matrix Code: Acquisition of Real Property (01) National Objective: LMH

Activity to prevent, prepare for, and respond to Coronavirus: No

Initial Funding Date: 07/30/2021

Description:

To acquire 6 vacant lots or blighted single family homes in the Hill, Newhallville, Fair Haven, Fair Haven Heights, Amity or West Rock Neighborhoods. Four new single family energy efficient homes will be constructed from CDBG funding on the properties with a goal of 8 homes in total being completed. The homes will be sold to low income working families earning 30% to 60% of the area median income for \$95,000 with 0% interest for 25 years. Properties have yet to be determined.

Financing

	Fund Type	Grant Year	Grant	Funded Amount	Drawn In Program Year	Drawn Thru Program Year
CDBG	EN	2019	B19MC090009	\$50,000.00	\$0.00	\$50,000.00
Total	Total			\$50,000.00	\$0.00	\$50,000.00

Proposed Accomplishments

Housing Units : 6

Actual Accomplishments

Number assisted:

	Owner		Renter		Total		Person	
	Total	Hispanic	Total	Hispanic	Total	Hispanic	Total	Hispanic
White:	1	1	0	0	1	1	0	0
Black/African American:	2	0	0	0	2	0	0	0
Asian:	0	0	0	0	0	0	0	0
American Indian/Alaskan Native:	0	0	0	0	0	0	0	0
Native Hawaiian/Other Pacific Islander:	0	0	0	0	0	0	0	0
American Indian/Alaskan Native & White:	0	0	0	0	0	0	0	0
Asian White:	0	0	0	0	0	0	0	0
Black/African American & White:	0	0	0	0	0	0	0	0
American Indian/Alaskan Native & Black/African American:	0	0	0	0	0	0	0	0
Other multi-racial:	0	0	0	0	0	0	0	0
Asian/Pacific Islander:	0	0	0	0	0	0	0	0

CAPER FY 2021-22



U.S. Department of Housing and Urban Development
 Office of Community Planning and Development
 Integrated Disbursement and Information System
 CDBG Activity Summary Report (GPR) for Program Year 2021
 NEW HAVEN

Date: 28-Sep-2022
 Time: 12:03
 Page: 19

Hispanic:	0	0	0	0	0	0	0	0	0
Total:	3	1	0	0	3	1	0	0	0
Female-headed Households:	0		0		0				

Income Category:

	Owner	Renter	Total	Person
Extremely Low	0	0	0	0
Low Mod	0	0	0	0
Moderate	3	0	3	0
Non Low Moderate	0	0	0	0
Total	3	0	3	0
Percent Low/Mod	100.0%		100.0%	

Annual Accomplishments

Years	Accomplishment Narrative	# Benefiting
2020	Funds were used for acquisition of of properties at 70 Woolsey Street, 603 Middletown Avenue, 611 Middletown Avenue, 60 Cross Street and 139 Weybosset Street.	



U.S. Department of Housing and Urban Development
 Office of Community Planning and Development
 Integrated Disbursement and Information System
 CDBG Activity Summary Report (GPR) for Program Year 2021
 NEW HAVEN

Date: 28-Sep-2022
 Time: 12:03
 Page: 20

PGM Year: 2020
Project: 0013 - Collab Inc-Economic Development Corporation of New Haven
IDIS Activity: 3473 - Collab Inc-Economic Development Corporation of New Haven
Status: Completed 6/30/2022 12:00:00 AM
Location: 28 Orange St New Haven, CT 06510-3316
Objective: Create economic opportunities
Outcome: Sustainability
Matrix Code: ED Technical Assistance (18B) **National Objective:** LMJ

Activity to prevent, prepare for, and respond to Coronavirus: No

Initial Funding Date: 07/16/2021

Description:
 To fund the direct programmatic costs of three Collab Accelerator cohorts.
 Funds would cover two key aspects of the Accelerator Operations - Accessibility services and operations - provide wraparound services like childcare, transportation, interpretation, office hours and food.
 Staff support for trainings and coaching - to run the collab, there needs the support of 2 collab staff, who coach, provide educational trainings, and program logistics.

Financing

	Fund Type	Grant Year	Grant	Funded Amount	Drawn In Program Year	Drawn Thru Program Year
CDBG	EN	2018	B18MC090009	\$20,000.00	\$0.00	\$20,000.00
Total	Total			\$20,000.00	\$0.00	\$20,000.00

Proposed Accomplishments

Jobs : 45

Actual Accomplishments

Number assisted:

	Owner		Renter		Total		Person	
	Total	Hispanic	Total	Hispanic	Total	Hispanic	Total	Hispanic
White:	0	0	0	0	0	0	11	0
Black/African American:	0	0	0	0	0	0	6	0
Asian:	0	0	0	0	0	0	4	0
American Indian/Alaskan Native:	0	0	0	0	0	0	0	0
Native Hawaiian/Other Pacific Islander:	0	0	0	0	0	0	0	0
American Indian/Alaskan Native & White:	0	0	0	0	0	0	0	0
Asian White:	0	0	0	0	0	0	0	0
Black/African American & White:	0	0	0	0	0	0	0	0
American Indian/Alaskan Native & Black/African American:	0	0	0	0	0	0	0	0
Other multi-racial:	0	0	0	0	0	0	12	11
Asian/Pacific Islander:	0	0	0	0	0	0	0	0

CAPER FY 2021-22



U.S. Department of Housing and Urban Development
 Office of Community Planning and Development
 Integrated Disbursement and Information System
 CDBG Activity Summary Report (GPR) for Program Year 2021
 NEW HAVEN

Date: 28-Sep-2022
 Time: 12:03
 Page: 21

Hispanic:	0	0	0	0	0	0	0	0	0
Total:	0	0	0	0	0	0	0	33	11

Female-headed Households: 0 0 0 0

Income Category:

	Owner	Renter	Total	Person
Extremely Low	0	0	0	0
Low Mod	0	0	0	14
Moderate	0	0	0	5
Non Low Moderate	0	0	0	14
Total	0	0	0	33
Percent Low/Mod				57.6%

Annual Accomplishments

Years	Accomplishment Narrative	# Benefitting
2020	During 2020-2021 Collab was able to complete three cohort of the Accelerator - including the Fall cohort, Food Business cohort, and Spring cohort. During these cohorts, we provide business coaching, workshop facilitation, and more to 53 entrepreneur participants. In addition, we were able to host 206 Office Hours sessions to entrepreneurs.	



U.S. Department of Housing and Urban Development
 Office of Community Planning and Development
 Integrated Disbursement and Information System
 CDBG Activity Summary Report (GPR) for Program Year 2021
 NEW HAVEN

Date: 28-Sep-2022
 Time: 12:03
 Page: 22

PGM Year: 2020
Project: 0015 - Hope for New Haven, CERCLE Inc
IDIS Activity: 3475 - Hope for New Haven, CERCLE Inc
Status: Completed 6/30/2022 12:00:00 AM
Location: 81 Olive St New Haven, CT 06511-6910
Objective: Create economic opportunities
Outcome: Sustainability
Matrix Code: ED Technical Assistance (18B) **National Objective:** LMJ

Activity to prevent, prepare for, and respond to Coronavirus: No

Initial Funding Date: 09/23/2021

Description:
 Hope for New Haven serves as the fiscal sponsor for CERCLE, a cooperative comprised of early care and education business owners. Mission is to improve the educational outcomes for Black and Latinx children. Seeks funding for support of program activities designed to provide early care and education businesses located in New Haven with workforce and business development in five areas - expansion opportunities, incumbent worker professional training, new employee recruiting, training and placement, business management and operations support and business planning support.

Financing

	Fund Type	Grant Year	Grant	Funded Amount	Drawn In Program Year	Drawn Thru Program Year
CDBG	EN	2019	B19MC090009	\$13,600.00	\$13,600.00	\$13,600.00
Total	Total			\$13,600.00	\$13,600.00	\$13,600.00

Proposed Accomplishments

Jobs : 8

Actual Accomplishments

Number assisted:

	Owner		Renter		Total		Person	
	Total	Hispanic	Total	Hispanic	Total	Hispanic	Total	Hispanic
White:	0	0	0	0	0	0	0	0
Black/African American:	0	0	0	0	0	0	10	0
Asian:	0	0	0	0	0	0	0	0
American Indian/Alaskan Native:	0	0	0	0	0	0	0	0
Native Hawaiian/Other Pacific Islander:	0	0	0	0	0	0	0	0
American Indian/Alaskan Native & White:	0	0	0	0	0	0	0	0
Asian White:	0	0	0	0	0	0	0	0
Black/African American & White:	0	0	0	0	0	0	0	0
American Indian/Alaskan Native & Black/African American:	0	0	0	0	0	0	0	0
Other multi-racial:	0	0	0	0	0	0	0	0



U.S. Department of Housing and Urban Development
 Office of Community Planning and Development
 Integrated Disbursement and Information System
 CDBG Activity Summary Report (GPR) for Program Year 2021
 NEW HAVEN

Date: 28-Sep-2022
 Time: 12:03
 Page: 23

Asian/Pacific Islander:	0	0	0	0	0	0	0	0
Hispanic:	0	0	0	0	0	0	0	0
Total:	0	0	0	0	0	0	10	0

Female-headed Households: 0 0 0 0

Income Category:

	Owner	Renter	Total	Person
Extremely Low	0	0	0	0
Low Mod	0	0	0	0
Moderate	0	0	0	10
Non Low Moderate	0	0	0	0
Total	0	0	0	10
Percent Low/Mod				100.0%

Annual Accomplishments

Years	Accomplishment Narrative	# Benefitting
2020	Due to the unprecedented impact of the COVID-19 pandemic, CERCLE was unable to provide through its higher education partner, Gateway Community College, in-person Early Childhood Education courses during the reporting period. Furthermore, we were unsuccessful in transitioning these courses to an on line environment for our students. CERCLE was able to recruit and prepare the minimum eight (8) students we identified to participate in this project. As the state continues to reopen and community spread of the COVID-19 virus remains under control, we would like to have the opportunity to deliver these courses during the Fall 2021 semester.	
2021	Provided 10 early childcare providers with 6 modules of Atlas Training Online CDA program Provide ongoing administrative support to 10 providers to ensure the efficacy of the program outcomes Facilitate on line and in-person sessions to ensure completion of modules and program Provide providers with course materials, textbooks and supplies necessary for the successful completion of the program Provide providers with Pathways Exam Study Sessions.	



U.S. Department of Housing and Urban Development
 Office of Community Planning and Development
 Integrated Disbursement and Information System
 CDBG Activity Summary Report (GPR) for Program Year 2021
 NEW HAVEN

Date: 28-Sep-2022
 Time: 12:03
 Page: 24

PGM Year: 2020
Project: 0016 - Neighborhood Commercial Public Improvements/Main Street Project
IDIS Activity: 3476 - Neighborhood Commercial Public Improvements/Main Street Project

Status: Completed 6/30/2022 12:00:00 AM Objective: Create suitable living environments
 Location: 165 Church St New Haven, CT 06510-2010 Outcome: Sustainability
 Matrix Code: Other Public Improvements Not Listed National Objective: LMA
 in 03A-03S (03Z)

Activity to prevent, prepare for, and respond to Coronavirus: No

Initial Funding Date: 08/03/2021

Description:
 Funds will be used to continue and support efforts to improve neighborhood commercial districts along the Dixwell, Grand and Whalley Avenue corridors and other neighborhood commercial districts.
 The overall mission is to promote private investment, facilitate job creation, and improve New Haven's physical appearance.
 The department recognizes and supports the work of neighborhood business associations and the strength of their small businesses and the surrounding community.
 This project will support facade and building renovations through the City's Facade Improvement Program; d the installation of streetscape improvements and public infrastructure upgrades such as sidewalks, curbs, street furniture, street trees, planters, signage, and other permanent improvements to entryway corridors in critical commercial districts; and the acquisition costs of commercial structures in support of the program.
 The target areas are DixwellNewhallville, Fair Haven, Dwight and the Hill.
 City Activity.
 Funds will be used for improvements to 188 Bassett Street.
 The property is located in Newhallville and will be converted into a worker-owned laundry designed to serve some of the areas largest employers, like Yale University and Yale New Haven Hospital.

Financing

	Fund Type	Grant Year	Grant	Funded Amount	Drawn In Program Year	Drawn Thru Program Year
CDBG	EN	2019	B19MC090009	\$19,214.84	\$2,970.00	\$19,214.84
Total	Total			\$19,214.84	\$2,970.00	\$19,214.84

Proposed Accomplishments

People (General) : 10
 Total Population in Service Area: 14,320
 Census Tract Percent Low / Mod: 71.68

Annual Accomplishments



U.S. Department of Housing and Urban Development
Office of Community Planning and Development
Integrated Disbursement and Information System
CDBG Activity Summary Report (GPR) for Program Year 2021
NEW HAVEN

Date: 28-Sep-2022
Time: 12:03
Page: 25

Years	Accomplishment Narrative	# Benefitting
2020	<p>Funds were used for program delivery to continue to support an aggressive effort to improve neighborhood commercial districts as part of the mission to promote private investment, facilitate economic development and improve the City's physical appearance. After years of effort, fundraising, and planning, the city is no longer pursuing plans to build out the commercial laundry cooperative at 188 Bassett St. Given that the building is set up as a commercial office building, converting it contemporary industrial use, including tearing out the second floor and moving in the necessary equipment for a commercial laundry, would be too costly.</p> <p>Funds were also expended for:</p> <p>The deteriorated siding was replaced, 5 air condition units were removed, 75% of flooring was replaced, game room drop ceiling was removed and replaced and one wood column, handrail and balusters at main entrance was replaced at 333 Valley Street.</p> <p>Architectural and design work for the conversion of the structure to a multi level daycare located at 306 Dixwell Ave was complete.</p> <p>Delineation sampling and analysis of soil berm was complete at 710 Sherman Parkway.</p>	



U.S. Department of Housing and Urban Development
 Office of Community Planning and Development
 Integrated Disbursement and Information System
 CDBG Activity Summary Report (GPR) for Program Year 2021
 NEW HAVEN

Date: 28-Sep-2022
 Time: 12:03
 Page: 26

PGM Year: 2020
Project: 0017 - Economic Development Small Business Resource Center
IDIS Activity: 3477 - Economic Development Small Business Resource Center
Status: Completed 6/30/2021 12:00:00 AM
Location: 165 Church St New Haven, CT 06510-2010
Objective: Create economic opportunities
Outcome: Sustainability
Matrix Code: ED Technical Assistance (18B) **National Objective:** LMJ

Activity to prevent, prepare for, and respond to Coronavirus: No

Initial Funding Date: 01/14/2021

Description:
 Provide direct technical assistance to existing and start-ups businesses and the resources necessary to develop and implement business plans, and provide legal, accounting, and human resources assistance in the commercial corridor along Dixwell Avenue, the Hill, Grand Avenue and Whalley Avenue.
 The program will assist businesses with business planning, management and operations, expansion and growth, and will provide one-on-one counseling, referrals to partners, access to educational programs, and referrals to funders for capital.
 SBRC will connect businesses to funding sources which include commercial banks, private andor public agencies.
 In addition the program will also assist businesses with site selection and workforce development.

Financing

	Fund Type	Grant Year	Grant	Funded Amount	Drawn In Program Year	Drawn Thru Program Year
CDBG	EN	2017	B17MC090009	\$30,482.21	\$0.00	\$30,482.21
		2018	B18MC090009	\$29,324.72	\$0.00	\$29,324.72
		2019	B19MC090009	\$79,266.84	\$16,296.98	\$79,266.84
	PI			\$45,757.94	\$9,450.00	\$45,757.94
Total	Total			\$184,831.71	\$25,746.98	\$184,831.71

Proposed Accomplishments

Jobs : 75

Actual Accomplishments

Number assisted:

	Owner		Renter		Total		Person	
	Total	Hispanic	Total	Hispanic	Total	Hispanic	Total	Hispanic
White:	0	0	0	0	0	0	16	8
Black/African American:	0	0	0	0	0	0	64	0
Asian:	0	0	0	0	0	0	0	0
American Indian/Alaskan Native:	0	0	0	0	0	0	0	0
Native Hawaiian/Other Pacific Islander:	0	0	0	0	0	0	2	0
American Indian/Alaskan Native & White:	0	0	0	0	0	0	0	0
Asian White:	0	0	0	0	0	0	0	0

CAPER FY 2021-22



U.S. Department of Housing and Urban Development
 Office of Community Planning and Development
 Integrated Disbursement and Information System
 CDBG Activity Summary Report (GPR) for Program Year 2021
 NEW HAVEN

Date: 28-Sep-2022
 Time: 12:03
 Page: 27

Black/African American & White:	0	0	0	0	0	0	5	0
American Indian/Alaskan Native & Black/African American:	0	0	0	0	0	0	0	0
Other multi-racial:	0	0	0	0	0	0	4	0
Asian/Pacific Islander:	0	0	0	0	0	0	0	0
Hispanic:	0	0	0	0	0	0	0	0
Total:	0	0	0	0	0	0	91	8

Female-headed Households: 0 0 0 0

Income Category:

	Owner	Renter	Total	Person
Extremely Low	0	0	0	24
Low Mod	0	0	0	35
Moderate	0	0	0	17
Non Low Moderate	0	0	0	15
Total	0	0	0	91
Percent Low/Mod				83.5%

Annual Accomplishments

Years	Accomplishment Narrative	# Benefitting
2020	<p>The Small Business Resource Center {SBRC} continued to provide New Haven entrepreneurs with technical assistance, training, access to capital, networking and mentorship. During the Fiscal Year ended June 30, 2021 SBRC's pivoted its outreach efforts to accommodate businesses challenged due to the Covid-19 pandemic. With that, SBRC was able to support over 250 entrepreneurs and community members with Covid-19 assistance.</p> <p>SBRC provided outreach, education and support around the SBA EIDL and PPP loan processes. SBRC began to deliver its Entrepreneurship Series online for the first time and graduated 35 participants during FY20-21 and 11 of the participants established new businesses in New Haven.</p> <p>In the last fiscal year, SBRC was responsible for evaluating applications for CARES Act grants as part of a supplemental CDBG process. Through it, six agencies were selected to receive \$170,700 in grant funding.</p> <p>In addition, SBRC established a Partnership Loan Program with The Community Foundation for Greater New Haven, a private closely held fund, and HEDCO. The CARES Act contribution was \$250,000 or that \$66,640K was leveraged and distributed yielding \$365,000 in loans to 16 small businesses in New Haven and saving 85 jobs.</p>	



U.S. Department of Housing and Urban Development
 Office of Community Planning and Development
 Integrated Disbursement and Information System
 CDBG Activity Summary Report (GPR) for Program Year 2021
 NEW HAVEN

Date: 28-Sep-2022
 Time: 12:03
 Page: 28

PGM Year: 2020
Project: 0019 - Believe In Me Empowerment Corporation (320 Shelton Ave)
IDIS Activity: 3479 - Believe In Me Empowerment Corporation (320 Shelton Ave)

Status: Completed 6/30/2022 12:00:00 AM Objective: Create suitable living environments
 Location: 320 Shelton Ave New Haven, CT 06511-1846 Outcome: Availability/accessibility
 Matrix Code: Facility for Persons with Disabilities National Objective: LMC
 (03B)

Activity to prevent, prepare for, and respond to Coronavirus: No

Initial Funding Date: 07/27/2021

Description:
 Funds will be used for total renovation of 320 Shelton Ave.
 and a complete remodel which makes the property move in ready within 18-months of the first drawdown of funds.

Financing

	Fund Type	Grant Year	Grant	Funded Amount	Drawn In Program Year	Drawn Thru Program Year
CDBG	EN	2018	B18MC090009	\$25,000.00	\$0.00	\$25,000.00
Total	Total			\$25,000.00	\$0.00	\$25,000.00

Proposed Accomplishments

Actual Accomplishments

Number assisted:

	Owner		Renter		Total		Person	
	Total	Hispanic	Total	Hispanic	Total	Hispanic	Total	Hispanic
White:	0	0	0	0	0	0		0
Black/African American:	0	0	0	0	0	0	0	0
Asian:	0	0	0	0	0	0	0	0
American Indian/Alaskan Native:	0	0	0	0	0	0	0	0
Native Hawaiian/Other Pacific Islander:	0	0	0	0	0	0	0	0
American Indian/Alaskan Native & White:	0	0	0	0	0	0	0	0
Asian White:	0	0	0	0	0	0	0	0
Black/African American & White:	0	0	0	0	0	0	0	0
American Indian/Alaskan Native & Black/African American:	0	0	0	0	0	0	0	0
Other multi-racial:	0	0	0	0	0	0	0	0
Asian/Pacific Islander:	0	0	0	0	0	0	0	0
Hispanic:	0	0	0	0	0	0	0	0
Total:	0	0	0	0	0	0	0	0



U.S. Department of Housing and Urban Development
 Office of Community Planning and Development
 Integrated Disbursement and Information System
 CDBG Activity Summary Report (GPR) for Program Year 2021
 NEW HAVEN

Date: 28-Sep-2022
 Time: 12:03
 Page: 29

Female-headed Households: 0 0 0

Income Category:

	Owner	Renter	Total	Person
Extremely Low	0	0	0	0
Low Mod	0	0	0	0
Moderate	0	0	0	0
Non Low Moderate	0	0	0	0
Total	0	0	0	0
Percent Low/Mod				

Annual Accomplishments

Years	Accomplishment Narrative	# Benefitting
2020	Funds in the amount of \$50,000 were used to support the rehabilitation of the structure for mixed use including 2 units of rental housing and 1 commercial office space on 1st floor. This program year, CDBG Public Improvement funding was utilized for rehabilitation activity on the 2 residential dwelling units.	



U.S. Department of Housing and Urban Development
 Office of Community Planning and Development
 Integrated Disbursement and Information System
 CDBG Activity Summary Report (GPR) for Program Year 2021
 NEW HAVEN

Date: 28-Sep-2022
 Time: 12:03
 Page: 30

PGM Year: 2020
Project: 0021 - Sidewalk Improvements - Engineering
IDIS Activity: 3481 - Sidewalk Improvements - Engineering

Status: Completed 6/30/2022 12:00:00 AM Objective: Create suitable living environments
 Location: 165 Church St New Haven, CT 06510-2010 Outcome: Sustainability
 Matrix Code: Sidewalks (03L) National Objective: LMA

Activity to prevent, prepare for, and respond to Coronavirus: No

Initial Funding Date: 08/25/2021

Description:
 To provide for the replacement of broken or tripping hazard sidewalks in CDBG-eligible areas throughout the City. Approximately 3000 square feet of sidewalks will be replaced. Funding is being requested to continue the program. Locations of sidewalks will be located within CDBG eligible low/moderate census tracts.

Financing

	Fund Type	Grant Year	Grant	Funded Amount	Drawn In Program Year	Drawn Thru Program Year
CDBG	EN	2018	B18MC090009	\$71,782.47	\$71,782.47	\$71,782.47
		2019	B19MC090009	\$15,325.78	\$15,325.78	\$15,325.78
Total	Total			\$87,108.25	\$87,108.25	\$87,108.25

Proposed Accomplishments
 People (General) : 1
 Total Population in Service Area: 4,075
 Census Tract Percent Low / Mod: 78.04

Annual Accomplishments

Years	Accomplishment Narrative	# Benefiting
2020	Funds were used to replace sidewalks on Vine Street.	



U.S. Department of Housing and Urban Development
 Office of Community Planning and Development
 Integrated Disbursement and Information System
 CDBG Activity Summary Report (GPR) for Program Year 2021
 NEW HAVEN

Date: 28-Sep-2022
 Time: 12:03
 Page: 31

PGM Year: 2020
Project: 0022 - Beulah Land Development Corporation - Rehab (124 Carmel St)
IDIS Activity: 3482 - Beulah Land Development Corporation - Rehab (124 Carmel St)
Status: Open **Objective:** Create suitable living environments
Location: 774 Orchard St New Haven, CT 06511-3306 **Outcome:** Sustainability
Matrix Code: Rehab; Multi-Unit Residential (14B) **National Objective:** LMH

Activity to prevent, prepare for, and respond to Coronavirus: No

Initial Funding Date: 01/26/2022

Description:

Funding is being requested to provide management of the gut rehabilitation of a single-family home at 124 Carmel Street.

Financing

	Fund Type	Grant Year	Grant	Funded Amount	Drawn In Program Year	Drawn Thru Program Year
CDBG	EN	2019	B19MC090009	\$50,000.00	\$50,000.00	\$50,000.00
Total	Total			\$50,000.00	\$50,000.00	\$50,000.00

Proposed Accomplishments

Housing Units : 1

Actual Accomplishments

Number assisted:

	Owner		Renter		Total		Person	
	Total	Hispanic	Total	Hispanic	Total	Hispanic	Total	Hispanic
White:	0	0	0	0	0	0		0
Black/African American:	0	0	0	0	0	0	0	0
Asian:	0	0	0	0	0	0	0	0
American Indian/Alaskan Native:	0	0	0	0	0	0	0	0
Native Hawaiian/Other Pacific Islander:	0	0	0	0	0	0	0	0
American Indian/Alaskan Native & White:	0	0	0	0	0	0	0	0
Asian White:	0	0	0	0	0	0	0	0
Black/African American & White:	0	0	0	0	0	0	0	0
American Indian/Alaskan Native & Black/African American:	0	0	0	0	0	0	0	0
Other multi-racial:	0	0	0	0	0	0	0	0
Asian/Pacific Islander:	0	0	0	0	0	0	0	0
Hispanic:	0	0	0	0	0	0	0	0
Total:	0	0	0	0	0	0	0	0

CAPER FY 2021-22



U.S. Department of Housing and Urban Development
 Office of Community Planning and Development
 Integrated Disbursement and Information System
 CDBG Activity Summary Report (GPR) for Program Year 2021
 NEW HAVEN

Date: 28-Sep-2022
 Time: 12:03
 Page: 32

Female-headed Households: 0 0 0

Income Category:

	Owner	Renter	Total	Person
Extremely Low	0	0	0	0
Low Mod	0	0	0	0
Moderate	0	0	0	0
Non Low Moderate	0	0	0	0
Total	0	0	0	0

Percent Low/Mod

Annual Accomplishments

Years	Accomplishment Narrative	# Benefitting
2021	Funds were used for program delivery cost for the rehab of 124 Carmel St.	



U.S. Department of Housing and Urban Development
 Office of Community Planning and Development
 Integrated Disbursement and Information System
 CDBG Activity Summary Report (GPR) for Program Year 2021
 NEW HAVEN

Date: 28-Sep-2022
 Time: 12:03
 Page: 33

PGM Year: 2020
Project: 0029 - Believe in Me Empowerment Corporation
IDIS Activity: 3489 - Believe in Me Empowerment Corporation

Status: Completed 9/20/2021 11:43:28 AM Objective: Create suitable living environments
 Location: 423 Dixwell Ave New Haven, CT 06511-1703 Outcome: Sustainability
 Matrix Code: Health Services (05M) National Objective: LMC

Activity to prevent, prepare for, and respond to Coronavirus: No

Initial Funding Date: 07/30/2021

Description:
 Basic Needs Enhancement Program (BNEP) provides case management services and basic needs provision for 10 unduplicated men and women from New Haven facing re-entry transition challenges, substance abuse recovery, crisis and/or indigence. Under this program, each resident of BIMEC's Supportive Recovery Housing Service (SRHS), receives a basic needs package.

Financing

	Fund Type	Grant Year	Grant	Funded Amount	Drawn In Program Year	Drawn Thru Program Year
CDBG	EN	2019	B19MC090009	\$10,000.00	\$0.00	\$10,000.00
Total	Total			\$10,000.00	\$0.00	\$10,000.00

Proposed Accomplishments

People (General) : 10

Actual Accomplishments

Number assisted:

	Owner		Renter		Total		Person	
	Total	Hispanic	Total	Hispanic	Total	Hispanic	Total	Hispanic
White:	0	0	0	0	0	0	85	47
Black/African American:	0	0	0	0	0	0	51	0
Asian:	0	0	0	0	0	0	0	0
American Indian/Alaskan Native:	0	0	0	0	0	0	0	0
Native Hawaiian/Other Pacific Islander:	0	0	0	0	0	0	0	0
American Indian/Alaskan Native & White:	0	0	0	0	0	0	0	0
Asian White:	0	0	0	0	0	0	0	0
Black/African American & White:	0	0	0	0	0	0	0	0
American Indian/Alaskan Native & Black/African American:	0	0	0	0	0	0	0	0
Other multi-racial:	0	0	0	0	0	0	10	0
Asian/Pacific Islander:	0	0	0	0	0	0	0	0
Hispanic:	0	0	0	0	0	0	0	0

CAPER FY 2021-22



U.S. Department of Housing and Urban Development
 Office of Community Planning and Development
 Integrated Disbursement and Information System
 CDBG Activity Summary Report (GPR) for Program Year 2021
 NEW HAVEN

Date: 28-Sep-2022
 Time: 12:03
 Page: 34

Total:	0	0	0	0	0	0	146	47	
Female-headed Households:	0		0		0				
<i>Income Category:</i>									
	Owner	Renter	Total						Person
Extremely Low	0	0	0						98
Low Mod	0	0	0						48
Moderate	0	0	0						0
Non Low Moderate	0	0	0						0
Total	0	0	0						146
Percent Low/Mod									100.0%

Annual Accomplishments

Years	Accomplishment Narrative	# Benefitting
2020	Believe in Me, Inc. assists in all supportive recovery housing service clients with basic needs and case management services, including job searching, counseling, substance abuse counseling (including developing a treatment plan), and other services. They hold weekly and monthly recovery group meetings, where attendance is required. Once the individual has met his or her goals, they are referred to training services specialist for work related training. Teaching job skills, as well as resume writing, and interview skills. They collaborate with area agencies and stores for both the training skills and training, as well as possible jobs or job openings. This agency has worked hard in assisting individuals to better themselves, and more importantly to believe in themselves.	



U.S. Department of Housing and Urban Development
 Office of Community Planning and Development
 Integrated Disbursement and Information System
 CDBG Activity Summary Report (GPR) for Program Year 2021
 NEW HAVEN

Date: 28-Sep-2022
 Time: 12:03
 Page: 35

PGM Year: 2020
Project: 0040 - Fresh Start Program City of New Haven
IDIS Activity: 3500 - Fresh Start Program City of New Haven
Status: Completed 6/30/2022 12:00:00 AM
Location: 165 Church St New Haven, CT 06510-2010
Objective: Create economic opportunities
Outcome: Availability/accessibility
Matrix Code: Employment Training (05H) **National Objective:** LMC

Activity to prevent, prepare for, and respond to Coronavirus: No

Initial Funding Date: 01/14/2021

Description:

Funds will be used to hire either a part-time job development specialist or a contractor who provide job placement services to the target population. Immediately upon release, the job placement specialist will meet with the participant at Project Fresh Start office and provide an employment portfolio. The specialist will help with job placement and will conduct follow up with participant a year out from release.

Financing

	Fund Type	Grant Year	Grant	Funded Amount	Drawn In Program Year	Drawn Thru Program Year
CDBG	EN	2018	B18MC090009	\$4,846.24	\$0.00	\$4,846.24
		2019	B19MC090009	\$14,160.03	\$11,276.13	\$14,160.03
	PI			\$993.73	\$0.00	\$993.73
Total	Total			\$20,000.00	\$11,276.13	\$20,000.00

Proposed Accomplishments

People (General) : 50

Actual Accomplishments

Number assisted:

	Owner		Renter		Total		Person	
	Total	Hispanic	Total	Hispanic	Total	Hispanic	Total	Hispanic
White:	0	0	0	0	0	0	20	7
Black/African American:	0	0	0	0	0	0	41	0
Asian:	0	0	0	0	0	0	0	0
American Indian/Alaskan Native:	0	0	0	0	0	0	0	0
Native Hawaiian/Other Pacific Islander:	0	0	0	0	0	0	0	0
American Indian/Alaskan Native & White:	0	0	0	0	0	0	0	0
Asian White:	0	0	0	0	0	0	0	0
Black/African American & White:	0	0	0	0	0	0	0	0
American Indian/Alaskan Native & Black/African American:	0	0	0	0	0	0	0	0
Other multi-racial:	0	0	0	0	0	0	0	0

CAPER FY 2021-22



U.S. Department of Housing and Urban Development
 Office of Community Planning and Development
 Integrated Disbursement and Information System
 CDBG Activity Summary Report (GPR) for Program Year 2021
 NEW HAVEN

Date: 28-Sep-2022
 Time: 12:03
 Page: 36

Asian/Pacific Islander:	0	0	0	0	0	0	0	0
Hispanic:	0	0	0	0	0	0	0	0
Total:	0	0	0	0	0	0	61	7
Female-headed Households:	0		0		0			

Income Category:

	Owner	Renter	Total	Person
Extremely Low	0	0	0	61
Low Mod	0	0	0	0
Moderate	0	0	0	0
Non Low Moderate	0	0	0	0
Total	0	0	0	61
Percent Low/Mod				100.0%

Annual Accomplishments

Years	Accomplishment Narrative	# Benefiting
2020	Job placement services targeting residents returning to New Haven from incarceration. The job development specialist hired through this grant met formerly incarcerated residents to assess their skills, work experience and intended geographic area of residence. The job development specialist then matched the skills of participants with those required by open position at different businesses - and supported job placement of the participants.	
2021	Job placement services targeting residents returning to New Haven from incarceration. The job development specialist hired through this grant met formerly incarcerated residents to assess their skills, work experience and intended geographic area of residence. The job development specialist then matched the skills of participants with those required by open position at different businesses - and supported job placement of the participants. Due to COVID-19, program year 2020 obligated funds were used in program year 2021.	



U.S. Department of Housing and Urban Development
 Office of Community Planning and Development
 Integrated Disbursement and Information System
 CDBG Activity Summary Report (GPR) for Program Year 2021
 NEW HAVEN

Date: 28-Sep-2022
 Time: 12:03
 Page: 37

PGM Year: 2020
Project: 0068 - Comprehensive Plan
IDIS Activity: 3528 - Comprehensive Plan
Status: Completed 6/30/2021 12:00:00 AM
Location: ,

Objective:
Outcome:
Matrix Code: Planning (20) **National Objective:**

Activity to prevent, prepare for, and respond to Coronavirus: No

Initial Funding Date: 01/13/2021

Description:

Performing Environmental Reviews on behalf of the CDBG programs, this task requires a dedicated staff person who is able to prioritize this as a primary job activity. With the new Lead grant, we expect the volume of Environmental Reviews to increase substantially. While we have engaged a consultant to assist as a gap measure, knowledge of local historic and environmental context is critical for the task and this position would be best filled by a dedicated Planner II staff. CDBG funds are allocated to a new Planner II position that will be primarily responsible for performing Environmental Reviews and related activities. Also request that Other Contractual be allocated to City Plan for historic preservation and neighborhood planning activities.

Financing

	Fund Type	Grant Year	Grant	Funded Amount	Drawn In Program Year	Drawn Thru Program Year
CDBG	AD	2018	B18MC090009	\$10,000.00	\$0.00	\$10,000.00
		2019	B19MC090009	\$25,000.00	\$0.00	\$25,000.00
		2020	B20MC090009	\$27,894.98	\$10,016.74	\$27,894.98
Total	Total			\$62,894.98	\$10,016.74	\$62,894.98

Proposed Accomplishments

Actual Accomplishments

Number assisted:

	Owner		Renter		Total		Person	
	Total	Hispanic	Total	Hispanic	Total	Hispanic	Total	Hispanic
White:					0	0		
Black/African American:					0	0		
Asian:					0	0		
American Indian/Alaskan Native:					0	0		
Native Hawaiian/Other Pacific Islander:					0	0		
American Indian/Alaskan Native & White:					0	0		
Asian White:					0	0		
Black/African American & White:					0	0		
American Indian/Alaskan Native & Black/African American:					0	0		



U.S. Department of Housing and Urban Development
 Office of Community Planning and Development
 Integrated Disbursement and Information System
 CDBG Activity Summary Report (GPR) for Program Year 2021
 NEW HAVEN

Date: 28-Sep-2022
 Time: 12:03
 Page: 38

Other multi-racial:					0	0
Asian/Pacific Islander:					0	0
Hispanic:					0	0
Total:	0	0	0	0	0	0

Female-headed Households: 0

Income Category:

	Owner	Renter	Total	Person
Extremely Low			0	
Low Mod			0	
Moderate			0	
Non Low Moderate			0	
Total	0	0	0	0
Percent Low/Mod				

Annual Accomplishments

No data returned for this view. This might be because the applied filter excludes all data.



U.S. Department of Housing and Urban Development
 Office of Community Planning and Development
 Integrated Disbursement and Information System
 CDBG Activity Summary Report (GPR) for Program Year 2021
 NEW HAVEN

Date: 28-Sep-2022
 Time: 12:03
 Page: 39

PGM Year: 2020
Project: 0069 - General Administration-M&B/Finance
IDIS Activity: 3529 - General Administration-M&B/Finance
Status: Completed 6/30/2021 12:00:00 AM
Location: ,
Objective:
Outcome:
Matrix Code: General Program Administration (21A) **National Objective:**

Activity to prevent, prepare for, and respond to Coronavirus: No

Initial Funding Date: 01/13/2021

Description:
 Provide for the administration and coordination of the various components of the Consolidated Plan program. Specific tasks include technical and administrative support such as the coordination of the application process, from application development, public notification, public meetings; determination of project eligibility; oversight of compliance to federal regulations and systematic monitoring, responsible for meeting HUD reporting requirements, establishment of budgets, processing and review of payment requests, and assistance with contract preparations for sub-recipients. Coordination of related Consolidated Plan projects and reports, preparation of responses to federal and municipal findings, authorization, training and oversight of staff approved to access HUDs on-line Integrated Disbursement Informational System (IDIS) and any coordination and preparation of related requirements, i.e., Impediments to Fair Housing Plan, Consolidated Plan, Citizen Participation Plan, etc.

Financing

	Fund Type	Grant Year	Grant	Funded Amount	Drawn In Program Year	Drawn Thru Program Year
CDBG	AD	2018	B18MC090009	\$80,000.00	\$0.00	\$80,000.00
		2019	B19MC090009	\$120,496.28	\$0.00	\$120,496.28
		2020	B20MC090009	\$215,133.94	\$42,128.62	\$215,133.94
Total	Total			\$415,630.22	\$42,128.62	\$415,630.22

Proposed Accomplishments

Actual Accomplishments

Number assisted:

	Owner		Renter		Total		Person	
	Total	Hispanic	Total	Hispanic	Total	Hispanic	Total	Hispanic
White:					0	0		
Black/African American:					0	0		
Asian:					0	0		
American Indian/Alaskan Native:					0	0		
Native Hawaiian/Other Pacific Islander:					0	0		
American Indian/Alaskan Native & White:					0	0		
Asian White:					0	0		
Black/African American & White:					0	0		

CAPER FY 2021-22



U.S. Department of Housing and Urban Development
 Office of Community Planning and Development
 Integrated Disbursement and Information System
 CDBG Activity Summary Report (GPR) for Program Year 2021
 NEW HAVEN

Date: 28-Sep-2022
 Time: 12:03
 Page: 40

American Indian/Alaskan Native & Black/African American:	0	0							
Other multi-racial:	0	0							
Asian/Pacific Islander:	0	0							
Hispanic:	0	0							
Total:	0	0	0	0	0	0	0	0	0
Female-headed Households:					0				

<i>Income Category:</i>	Owner	Renter	Total	Person
Extremely Low			0	
Low Mod			0	
Moderate			0	
Non Low Moderate			0	
Total	0	0	0	0
Percent Low/Mod				

Annual Accomplishments

No data returned for this view. This might be because the applied filter excludes all data.



U.S. Department of Housing and Urban Development
 Office of Community Planning and Development
 Integrated Disbursement and Information System
 CDBG Activity Summary Report (GPR) for Program Year 2021
 NEW HAVEN

Date: 28-Sep-2022
 Time: 12:03
 Page: 41

PGM Year: 2020
Project: 0070 - CSA General Administration
IDIS Activity: 3530 - CSA General Administration
Status: Completed 6/30/2021 12:00:00 AM
Location: ,
Objective:
Outcome:
Matrix Code: General Program Administration (21A) **National Objective:**

Activity to prevent, prepare for, and respond to Coronavirus: No

Initial Funding Date: 01/13/2021

Description:
 To provide for the administration of the CDBG program which consists of the following items: annual HUD reporting, processing and reviewing of payment requests, monthly financial reporting, assistance with the funding application process, preparation of responses to HUD, assist with preparation of HUD mandated reports, data entry into HUD's online Integrated Disbursement Information System and monitoring of CDBG Consolidated Plan activities to ensure compliance with federal regulations.

Financing

	Fund Type	Grant Year	Grant	Funded Amount	Drawn In Program Year	Drawn Thru Program Year
CDBG	AD	2018	B18MC090009	\$30,000.00	\$0.00	\$30,000.00
		2019	B19MC090009	\$50,000.00	\$0.00	\$50,000.00
		2020	B20MC090009	\$58,846.29	\$16,379.27	\$58,846.29
Total	Total			\$138,846.29	\$16,379.27	\$138,846.29

Proposed Accomplishments

Actual Accomplishments

Number assisted:

	Owner		Renter		Total		Person	
	Total	Hispanic	Total	Hispanic	Total	Hispanic	Total	Hispanic
White:					0	0		
Black/African American:					0	0		
Asian:					0	0		
American Indian/Alaskan Native:					0	0		
Native Hawaiian/Other Pacific Islander:					0	0		
American Indian/Alaskan Native & White:					0	0		
Asian White:					0	0		
Black/African American & White:					0	0		
American Indian/Alaskan Native & Black/African American:					0	0		
Other multi-racial:					0	0		
Asian/Pacific Islander:					0	0		

CAPEP FY 2021-22



U.S. Department of Housing and Urban Development
 Office of Community Planning and Development
 Integrated Disbursement and Information System
 CDBG Activity Summary Report (GPR) for Program Year 2021
 NEW HAVEN

Date: 28-Sep-2022
 Time: 12:03
 Page: 42

Hispanic:					0	0		
Total:	0	0	0	0	0	0	0	0
Female-headed Households:					0			

<i>Income Category:</i>	Owner	Renter	Total	Person
Extremely Low			0	
Low Mod			0	
Moderate			0	
Non Low Moderate			0	
Total	0	0	0	0
Percent Low/Mod				

Annual Accomplishments

No data returned for this view. This might be because the applied filter excludes all data.



U.S. Department of Housing and Urban Development
 Office of Community Planning and Development
 Integrated Disbursement and Information System
 CDBG Activity Summary Report (GPR) for Program Year 2021
 NEW HAVEN

Date: 28-Sep-2022
 Time: 12:03
 Page: 43

PGM Year: 2020
Project: 0004 - CDBG-CV Basic Needs
IDIS Activity: 3550 - Christian Community Action

Status: Open Objective: Create suitable living environments
 Location: 168 Davenport Ave New Haven, CT 06519-1333 Outcome: Sustainability
 Matrix Code: Housing Information and Referral Services (05X) National Objective: LMC

Activity to prevent, prepare for, and respond to Coronavirus: Yes

Initial Funding Date: 05/12/2021

Description:
 Funds will be used to expand and enhance our Prevention and Diversion Services, as well as to increase access to needed resources that promote a solution-based approach to emergency service provision. This includes supplementing the salary of an intake coordinator, who will be responsible for triaging new families and individuals to the appropriate CCA program, and an ARISE Director who will be able to facilitate the flow of our continuum of care at the macro-level. Additionally, this funding will contribute to the purchasing food throughout the year and in connection with our annual thanksgiving basket program, diapers, cleaning supplies, offering hotel/motel stays for families in need of immediate temporary shelter as well as funding for rental and utility assistance.

Financing

	Fund Type	Grant Year	Grant	Funded Amount	Drawn In Program Year	Drawn Thru Program Year
CDBG	EN	2020	B20MW090009	\$65,000.00	\$27,960.20	\$65,000.00
Total	Total			\$65,000.00	\$27,960.20	\$65,000.00

Proposed Accomplishments

People (General) : 70

Actual Accomplishments

Number assisted:

	Owner		Renter		Total		Person	
	Total	Hispanic	Total	Hispanic	Total	Hispanic	Total	Hispanic
White:	0	0	0	0	0	0	28	27
Black/African American:	0	0	0	0	0	0	47	0
Asian:	0	0	0	0	0	0	0	0
American Indian/Alaskan Native:	0	0	0	0	0	0	0	0
Native Hawaiian/Other Pacific Islander:	0	0	0	0	0	0	0	0
American Indian/Alaskan Native & White:	0	0	0	0	0	0	0	0
Asian White:	0	0	0	0	0	0	0	0
Black/African American & White:	0	0	0	0	0	0	2	0
American Indian/Alaskan Native & Black/African American:	0	0	0	0	0	0	0	0
Other multi-racial:	0	0	0	0	0	0	1	0



U.S. Department of Housing and Urban Development
 Office of Community Planning and Development
 Integrated Disbursement and Information System
 CDBG Activity Summary Report (GPR) for Program Year 2021
 NEW HAVEN

Date: 28-Sep-2022
 Time: 12:03
 Page: 44

Asian/Pacific Islander:	0	0	0	0	0	0	0	0
Hispanic:	0	0	0	0	0	0	0	0
Total:	0	0	0	0	0	0	78	27
Female-headed Households:	0		0		0			

Income Category:

	Owner	Renter	Total	Person
Extremely Low	0	0	0	71
Low Mod	0	0	0	7
Moderate	0	0	0	0
Non Low Moderate	0	0	0	0
Total	0	0	0	78
Percent Low/Mod				100.0%

Annual Accomplishments

Years	Accomplishment Narrative	# Benefiting
2020	Christian Community Action conducted HIC initial intake, schedules the entry date for the client to enter the shelter and collect vital documents for the clients file. Family households are then connected to a CCA Family Coach to provide direct case management services throughout their time in the shelter. CCA provided emergency shelter for 33 adults, 45 children, for a total of 78 individuals.	



U.S. Department of Housing and Urban Development
 Office of Community Planning and Development
 Integrated Disbursement and Information System
 CDBG Activity Summary Report (GPR) for Program Year 2021
 NEW HAVEN

Date: 28-Sep-2022
 Time: 12:03
 Page: 45

PGM Year: 2020
Project: 0004 - CDBG-CV Basic Needs
IDIS Activity: 3551 - CitySeed, Inc.
Status: Open
Location: 817 Grand Ave New Haven, CT 06511-4970
Objective: Create suitable living environments
Outcome: Sustainability
Matrix Code: Food Banks (05W) **National Objective:** LMC

Activity to prevent, prepare for, and respond to Coronavirus: Yes

Initial Funding Date: 04/21/2021

Description:

Funds will be used to coordinate, implement and manage city-wide anti-hunger efforts during and after the COVID-19 crisis, this includes hiring a temporary FT staff member. This position will coordinate logistics, finances and other administrative duties for Square Meals New Haven, which is a program providing meals to homeless individuals and first responder temporarily housed in hotels and isolation centers.

Financing

	Fund Type	Grant Year	Grant	Funded Amount	Drawn In Program Year	Drawn Thru Program Year
CDBG	EN	2020	B20MW090009	\$29,330.00	\$9,173.19	\$29,330.00
Total	Total			\$29,330.00	\$9,173.19	\$29,330.00

Proposed Accomplishments

People (General) : 5,000

Actual Accomplishments

Number assisted:

	Owner		Renter		Total		Person	
	Total	Hispanic	Total	Hispanic	Total	Hispanic	Total	Hispanic
White:	0	0	0	0	0	0	123	45
Black/African American:	0	0	0	0	0	0	99	0
Asian:	0	0	0	0	0	0	0	0
American Indian/Alaskan Native:	0	0	0	0	0	0	0	0
Native Hawaiian/Other Pacific Islander:	0	0	0	0	0	0	0	0
American Indian/Alaskan Native & White:	0	0	0	0	0	0	0	0
Asian White:	0	0	0	0	0	0	0	0
Black/African American & White:	0	0	0	0	0	0	0	0
American Indian/Alaskan Native & Black/African American:	0	0	0	0	0	0	0	0
Other multi-racial:	0	0	0	0	0	0	13	0
Asian/Pacific Islander:	0	0	0	0	0	0	0	0
Hispanic:	0	0	0	0	0	0	0	0

CAPER FY 2021-22



U.S. Department of Housing and Urban Development
 Office of Community Planning and Development
 Integrated Disbursement and Information System
 CDBG Activity Summary Report (GPR) for Program Year 2021
 NEW HAVEN

Date: 28-Sep-2022
 Time: 12:03
 Page: 46

Total:	0	0	0	0	0	0	235	45	
Female-headed Households:	0		0		0				
<i>Income Category:</i>									
	Owner	Renter	Total						Person
Extremely Low	0	0	0						185
Low Mod	0	0	0						27
Moderate	0	0	0						16
Non Low Moderate	0	0	0						7
Total	0	0	0						235
Percent Low/Mod									97.0%

Annual Accomplishments

Years	Accomplishment Narrative	# Benefitting
2020	<p>City Seed has been extremely busy in organizing and distributing food. They've communicated with at least 5 soup kitchens, hotels for homeless and provide meals for them. Scheduling meals with different restaurants. Meeting with homelessness service offices, and area homeless agencies; as well as Hunger Advocacy Committee.</p> <p>To date, City Seed has provided 5,198 total meals provided by local restaurants to the population experiencing homelessness at La Quinta Hotel Warming Center.</p>	



U.S. Department of Housing and Urban Development
 Office of Community Planning and Development
 Integrated Disbursement and Information System
 CDBG Activity Summary Report (GPR) for Program Year 2021
 NEW HAVEN

Date: 28-Sep-2022
 Time: 12:03
 Page: 47

PGM Year: 2020
Project: 0004 - CDBG-CV Basic Needs
IDIS Activity: 3552 - Community Action Agency of New Haven
Status: Completed 6/30/2022 12:00:00 AM
Location: 419 Whalley Ave New Haven, CT 06511-3019
Objective: Create suitable living environments
Outcome: Sustainability
Matrix Code: Food Banks (05W) **National Objective:** LMC

Activity to prevent, prepare for, and respond to Coronavirus: Yes

Initial Funding Date: 09/01/2021

Description:

Funds will be used to assist displaced or impacted COVID-19 low income clients with obtaining food and food products. As well as supplying their clients with basic needs such as PPE, personal hygiene products and other items that are needed to offset financial burden. They will provide transportation needs to employment or doctor's appointments with less risk factors.

Financing

	Fund Type	Grant Year	Grant	Funded Amount	Drawn In Program Year	Drawn Thru Program Year
CDBG	EN	2020	B20MW090009	\$15,000.00	\$0.00	\$15,000.00
Total	Total			\$15,000.00	\$0.00	\$15,000.00

Proposed Accomplishments

People (General) : 40

Actual Accomplishments

Number assisted:

	Owner		Renter		Total		Person	
	Total	Hispanic	Total	Hispanic	Total	Hispanic	Total	Hispanic
White:	0	0	0	0	0	0	10	4
Black/African American:	0	0	0	0	0	0	41	3
Asian:	0	0	0	0	0	0	0	0
American Indian/Alaskan Native:	0	0	0	0	0	0	1	0
Native Hawaiian/Other Pacific Islander:	0	0	0	0	0	0	0	0
American Indian/Alaskan Native & White:	0	0	0	0	0	0	0	0
Asian White:	0	0	0	0	0	0	0	0
Black/African American & White:	0	0	0	0	0	0	0	0
American Indian/Alaskan Native & Black/African American:	0	0	0	0	0	0	0	0
Other multi-racial:	0	0	0	0	0	0	10	9
Asian/Pacific Islander:	0	0	0	0	0	0	0	0
Hispanic:	0	0	0	0	0	0	0	0

CAPER FY 2021-22



U.S. Department of Housing and Urban Development
 Office of Community Planning and Development
 Integrated Disbursement and Information System
 CDBG Activity Summary Report (GPR) for Program Year 2021
 NEW HAVEN

Date: 28-Sep-2022
 Time: 12:03
 Page: 48

Total:	0	0	0	0	0	0	62	16	
Female-headed Households:	0		0		0				
<i>Income Category:</i>									
	Owner	Renter	Total						Person
Extremely Low	0	0	0						46
Low Mod	0	0	0						16
Moderate	0	0	0						0
Non Low Moderate	0	0	0						0
Total	0	0	0						62
Percent Low/Mod									100.0%

Annual Accomplishments

Years	Accomplishment Narrative	# Benefitting
2020	From January 1, 2021- June 30, 2021, all the funds were expended to supporting 62 households with eight bags of food per month. Food Support totaled 1,168: 448 Bags of Food for Mature Adults; 816 Bags of Food for Single Mother- Head of Household. In addition, basic needs support was provided to 62 households including necessities such as baby supplies, personal hygiene products, household cleaning products, or other basic need items they could not afford without assistance.	



U.S. Department of Housing and Urban Development
 Office of Community Planning and Development
 Integrated Disbursement and Information System
 CDBG Activity Summary Report (GPR) for Program Year 2021
 NEW HAVEN

Date: 28-Sep-2022
 Time: 12:03
 Page: 49

PGM Year: 2020
Project: 0004 - CDBG-CV Basic Needs
IDIS Activity: 3553 - FISH of Greater New Haven
Status: Completed 6/30/2022 12:00:00 AM
Location: PO Box 8552 New Haven, CT 06531-0552
Objective: Create suitable living environments
Outcome: Sustainability
Matrix Code: Food Banks (05W) **National Objective:** LMC

Activity to prevent, prepare for, and respond to Coronavirus: Yes

Initial Funding Date: 08/04/2021

Description:
 Funds will be used to hire additional staff to further support the move of their P2P (Pantry to Pantry) Program to a new warehouse, and purchase shelving, food, program supplies and a commercial freezer.
 P2P will serve individuals with grocery deliveries who would otherwise not have access to adequate nutrition while sheltering in place.
 This assistance is provided to vulnerable, homebound, and/or immunocompromised residents.

Financing

	Fund Type	Grant Year	Grant	Funded Amount	Drawn In Program Year	Drawn Thru Program Year
CDBG	EN	2020	B20MW090009	\$50,000.00	\$0.00	\$50,000.00
Total	Total			\$50,000.00	\$0.00	\$50,000.00

Proposed Accomplishments

People (General) : 1,175

Actual Accomplishments

Number assisted:

	Owner		Renter		Total		Person	
	Total	Hispanic	Total	Hispanic	Total	Hispanic	Total	Hispanic
White:	0	0	0	0	0	0	277	2
Black/African American:	0	0	0	0	0	0	463	3
Asian:	0	0	0	0	0	0	10	0
American Indian/Alaskan Native:	0	0	0	0	0	0	0	0
Native Hawaiian/Other Pacific Islander:	0	0	0	0	0	0	0	0
American Indian/Alaskan Native & White:	0	0	0	0	0	0	0	0
Asian White:	0	0	0	0	0	0	0	0
Black/African American & White:	0	0	0	0	0	0	0	0
American Indian/Alaskan Native & Black/African American:	0	0	0	0	0	0	0	0
Other multi-racial:	0	0	0	0	0	0	1,283	1,207
Asian/Pacific Islander:	0	0	0	0	0	0	0	0

CAPER FY 2021-22



U.S. Department of Housing and Urban Development
 Office of Community Planning and Development
 Integrated Disbursement and Information System
 CDBG Activity Summary Report (GPR) for Program Year 2021
 NEW HAVEN

Date: 28-Sep-2022
 Time: 12:03
 Page: 50

Hispanic:	0	0	0	0	0	0	0	0
Total:	0	0	0	0	0	0	2,033	1,212
Female-headed Households:	0		0		0			

Income Category:

	Owner	Renter	Total	Person
Extremely Low	0	0	0	2,033
Low Mod	0	0	0	0
Moderate	0	0	0	0
Non Low Moderate	0	0	0	0
Total	0	0	0	2,033
Percent Low/Mod				100.0%

Annual Accomplishments

Years	Accomplishment Narrative	# Benefitting
2020	FISH hired a program director, two co-managers, and one paid intern. FISH's accomplishments during the this program year is the continuation of its delivery services to homebound clients during the COVID pandemic without interruption. They also increased the size of their warehouse to expand and reach a larger base in the Greater New Haven. With the assistance of numerous stores (Big Y, BJ's, Trader Joes, Baldors, and CT Food Bank; Fish served over 169,000 pounds of product, dairy, nuts, grains, and shelf stable items. Over 378,000 meals and over 2,000 individuals/families.	



U.S. Department of Housing and Urban Development
 Office of Community Planning and Development
 Integrated Disbursement and Information System
 CDBG Activity Summary Report (GPR) for Program Year 2021
 NEW HAVEN

Date: 28-Sep-2022
 Time: 12:03
 Page: 51

PGM Year: 2020
Project: 0004 - CDBG-CV Basic Needs
IDIS Activity: 3554 - IRIS - Integrated Refugee & Immigrant Services

Status: Completed 6/30/2022 12:00:00 AM Objective: Create suitable living environments
 Location: 235 Nicoll St New Haven, CT 06511-2670 Outcome: Sustainability
 Matrix Code: Health Services (05M) National Objective: LMC

Activity to prevent, prepare for, and respond to Coronavirus: Yes

Initial Funding Date: 08/25/2021

Description:
 Funds will be used to provide emergency services for all immigrants in New Haven including, emergency housing assistance, food pantry supplements, gift cards to grocery stores, medicine and medical care (for those who are uninsured), case management and mental health services and officebuilding rehab to prevent spread of COVID-19 when staff meet with clients.

Financing

	Fund Type	Grant Year	Grant	Funded Amount	Drawn In Program Year	Drawn Thru Program Year
CDBG	EN	2020	B20MW090009	\$35,000.00	\$25,500.00	\$35,000.00
Total	Total			\$35,000.00	\$25,500.00	\$35,000.00

Proposed Accomplishments

People (General) : 315

Actual Accomplishments

Number assisted:

	Owner		Renter		Total		Person	
	Total	Hispanic	Total	Hispanic	Total	Hispanic	Total	Hispanic
White:	0	0	0	0	0	0	38	0
Black/African American:	0	0	0	0	0	0	34	0
Asian:	0	0	0	0	0	0	11	0
American Indian/Alaskan Native:	0	0	0	0	0	0	70	0
Native Hawaiian/Other Pacific Islander:	0	0	0	0	0	0	0	0
American Indian/Alaskan Native & White:	0	0	0	0	0	0	0	0
Asian White:	0	0	0	0	0	0	0	0
Black/African American & White:	0	0	0	0	0	0	0	0
American Indian/Alaskan Native & Black/African American:	0	0	0	0	0	0	0	0
Other multi-racial:	0	0	0	0	0	0	312	312
Asian/Pacific Islander:	0	0	0	0	0	0	0	0
Hispanic:	0	0	0	0	0	0	0	0



U.S. Department of Housing and Urban Development
 Office of Community Planning and Development
 Integrated Disbursement and Information System
 CDBG Activity Summary Report (GPR) for Program Year 2021
 NEW HAVEN

Date: 28-Sep-2022
 Time: 12:03
 Page: 52

Total:	0	0	0	0	0	0	465	312	
Female-headed Households:	0		0		0				
<i>Income Category:</i>									
	Owner	Renter	Total						Person
Extremely Low	0	0	0						418
Low Mod	0	0	0						47
Moderate	0	0	0						0
Non Low Moderate	0	0	0						0
Total	0	0	0						465
Percent Low/Mod									100.0%

Annual Accomplishments

Years	Accomplishment Narrative	# Benefitting
2020	<p>During the year, IRIS's SUN Program (Services for Undocumented Neighbors). Totaling 465 individuals. 80% of these households were undocumented and mixed status families. Clients were provided with a variety of supports including financial and food assistance, self-sufficiency planning, accessing free and reduced price medical care, referral to mental health services, assistance applying for public assistance (when eligible), assistance accessing educational services. Also accompanying them during court appointments, assistance with asylum applications and referral to legal services. Clients used the IRIS Food Pantry, received health or wellness services and received legal services. Continued to work with the 4-CT card program. 248 families have benefitted from this program since July of 2020.</p>	



U.S. Department of Housing and Urban Development
 Office of Community Planning and Development
 Integrated Disbursement and Information System
 CDBG Activity Summary Report (GPR) for Program Year 2021
 NEW HAVEN

Date: 28-Sep-2022
 Time: 12:03
 Page: 53

PGM Year: 2020
Project: 0004 - CDBG-CV Basic Needs
IDIS Activity: 3555 - Marrakech Whalley Ave. Facility
Status: Completed 9/19/2022 3:06:06 PM
Location: 6 Lunar Dr Woodbridge, CT 06525-2322
Objective: Create suitable living environments
Outcome: Sustainability
Matrix Code: Health Services (05M) **National Objective:** LMC

Activity to prevent, prepare for, and respond to Coronavirus: Yes

Initial Funding Date: 09/06/2022

Description:

Funds will be used to have access to EPA and FDA approved PPE and disinfecting supplies to help increase the safety of employees who work at the New Haven site, as well as any clients meeting with case workers or employment specialist

Financing

	Fund Type	Grant Year	Grant	Funded Amount	Drawn In Program Year	Drawn Thru Program Year
CDBG	EN	2020	B20MW090009	\$15,000.00	\$15,000.00	\$15,000.00
Total	Total			\$15,000.00	\$15,000.00	\$15,000.00

Proposed Accomplishments

People (General) : 35

Actual Accomplishments

Number assisted:

	Owner		Renter		Total		Person	
	Total	Hispanic	Total	Hispanic	Total	Hispanic	Total	Hispanic
White:	0	0	0	0	0	0	27	15
Black/African American:	0	0	0	0	0	0	7	0
Asian:	0	0	0	0	0	0	0	0
American Indian/Alaskan Native:	0	0	0	0	0	0	0	0
Native Hawaiian/Other Pacific Islander:	0	0	0	0	0	0	0	0
American Indian/Alaskan Native & White:	0	0	0	0	0	0	0	0
Asian White:	0	0	0	0	0	0	1	0
Black/African American & White:	0	0	0	0	0	0	5	0
American Indian/Alaskan Native & Black/African American:	0	0	0	0	0	0	0	0
Other multi-racial:	0	0	0	0	0	0	5	0
Asian/Pacific Islander:	0	0	0	0	0	0	0	0
Hispanic:	0	0	0	0	0	0	0	0



U.S. Department of Housing and Urban Development
 Office of Community Planning and Development
 Integrated Disbursement and Information System
 CDBG Activity Summary Report (GPR) for Program Year 2021
 NEW HAVEN

Date: 28-Sep-2022
 Time: 12:03
 Page: 54

Total: 0 0 0 0 0 0 45 15

Female-headed Households: 0 0 0 0

Income Category:

	Owner	Renter	Total	Person
Extremely Low	0	0	0	45
Low Mod	0	0	0	0
Moderate	0	0	0	0
Non Low Moderate	0	0	0	0
Total	0	0	0	45
Percent Low/Mod				100.0%

Annual Accomplishments

Years	Accomplishment Narrative	# Benefiting
2021	The funds were spent on air purifiers, electrostatic sprayers, clear partitions/dividers, hand sanitizer stations, cleaners/disinfectants/hand sanitizer, as well as masks and gloves. Maintenance staff were trained in using the cleaning materials.	



U.S. Department of Housing and Urban Development
 Office of Community Planning and Development
 Integrated Disbursement and Information System
 CDBG Activity Summary Report (GPR) for Program Year 2021
 NEW HAVEN

Date: 28-Sep-2022
 Time: 12:03
 Page: 55

PGM Year: 2020
Project: 0004 - CDBG-CV Basic Needs
IDIS Activity: 3556 - Marrakech Young Adult Services Program

Status: Completed 9/19/2022 3:06:52 PM Objective: Create suitable living environments
 Location: 6 Lunar Dr Woodbridge, CT 06525-2322 Outcome: Sustainability
 Matrix Code: Youth Services (05D) National Objective: LMC

Activity to prevent, prepare for, and respond to Coronavirus: Yes

Initial Funding Date: 09/06/2022

Description:
 Funds will be used to for their Young Adult Services (YAS) Program to purchase safety supplies for their facilities, aiming to reduce the risk of COVID-19 with this population. These supplies would be used at their two congregate 247 care setting for young adults with mental illness, and their Drop in Center for young adults associated with CT Mental Health Center who reside in New Haven.

Financing

	Fund Type	Grant Year	Grant	Funded Amount	Drawn In Program Year	Drawn Thru Program Year
CDBG	EN	2020	B20MW090009	\$15,000.00	\$15,000.00	\$15,000.00
Total	Total			\$15,000.00	\$15,000.00	\$15,000.00

Proposed Accomplishments

People (General) : 35

Actual Accomplishments

Number assisted:

	Owner		Renter		Total		Person	
	Total	Hispanic	Total	Hispanic	Total	Hispanic	Total	Hispanic
White:	0	0	0	0	0	0	5	4
Black/African American:	0	0	0	0	0	0	12	0
Asian:	0	0	0	0	0	0	0	0
American Indian/Alaskan Native:	0	0	0	0	0	0	0	0
Native Hawaiian/Other Pacific Islander:	0	0	0	0	0	0	0	0
American Indian/Alaskan Native & White:	0	0	0	0	0	0	0	0
Asian White:	0	0	0	0	0	0	0	0
Black/African American & White:	0	0	0	0	0	0	0	0
American Indian/Alaskan Native & Black/African American:	0	0	0	0	0	0	0	0
Other multi-racial:	0	0	0	0	0	0	9	0
Asian/Pacific Islander:	0	0	0	0	0	0	0	0
Hispanic:	0	0	0	0	0	0	0	0

CAPER FY 2021-22



U.S. Department of Housing and Urban Development
 Office of Community Planning and Development
 Integrated Disbursement and Information System
 CDBG Activity Summary Report (GPR) for Program Year 2021
 NEW HAVEN

Date: 28-Sep-2022
 Time: 12:03
 Page: 56

Total:	0	0	0	0	0	0	26	4	
Female-headed Households:	0		0		0				
<i>Income Category:</i>									
	Owner	Renter	Total						Person
Extremely Low	0	0	0						26
Low Mod	0	0	0						0
Moderate	0	0	0						0
Non Low Moderate	0	0	0						0
Total	0	0	0						26
Percent Low/Mod									100.0%

Annual Accomplishments

Years	Accomplishment Narrative	# Benefitting
2021	The funds were spent on vehicle barriers to make travel in the vans safer for transportation to appointments, outings, and other activities that they desire. Purchase of Electrostatic sprayers to ensure a safe living environment and allowed the drop in center to reopen earlier. Clear partitions/dividers for onsite management as well as office space creating a safer shared worked environment. Hand sanitizer stations, cleaners/disinfectants/and hand sanitizer as well as PPE (masks, gloves, and infrared thermometers).	



U.S. Department of Housing and Urban Development
 Office of Community Planning and Development
 Integrated Disbursement and Information System
 CDBG Activity Summary Report (GPR) for Program Year 2021
 NEW HAVEN

Date: 28-Sep-2022
 Time: 12:03
 Page: 57

PGM Year: 2020
Project: 0004 - CDBG-CV Basic Needs
IDIS Activity: 3559 - Solar Youth

Status: Completed 6/30/2022 12:00:00 AM Objective: Create suitable living environments
 Location: 53 Wayfarer St New Haven, CT 06515-1031 Outcome: Sustainability
 Matrix Code: Youth Services (05D) National Objective: LMC

Activity to prevent, prepare for, and respond to Coronavirus: Yes

Initial Funding Date: 02/03/2022

Description:
 Funds will be used to extend their fall after-school program to include one full day each week to serve youth ages 5-12 on days when they do not have school as per New Haven Public Schools' hybrid OR all remote learning pandemic schedule.
 This will be offered to families who reside in West Rock and Eastview Terrace public housing neighborhoods and need these specific child care services due to COVID.

Financing

	Fund Type	Grant Year	Grant	Funded Amount	Drawn In Program Year	Drawn Thru Program Year
CDBG	EN	2020	B20MW090009	\$9,320.00	\$9,320.00	\$9,320.00
Total	Total			\$9,320.00	\$9,320.00	\$9,320.00

Proposed Accomplishments

People (General) : 20

Actual Accomplishments

Number assisted:

	Owner		Renter		Total		Person	
	Total	Hispanic	Total	Hispanic	Total	Hispanic	Total	Hispanic
White:	0	0	0	0	0	0	1	1
Black/African American:	0	0	0	0	0	0	14	3
Asian:	0	0	0	0	0	0	0	0
American Indian/Alaskan Native:	0	0	0	0	0	0	0	0
Native Hawaiian/Other Pacific Islander:	0	0	0	0	0	0	0	0
American Indian/Alaskan Native & White:	0	0	0	0	0	0	0	0
Asian White:	0	0	0	0	0	0	0	0
Black/African American & White:	0	0	0	0	0	0	0	0
American Indian/Alaskan Native & Black/African American:	0	0	0	0	0	0	0	0
Other multi-racial:	0	0	0	0	0	0	0	0
Asian/Pacific Islander:	0	0	0	0	0	0	0	0
Hispanic:	0	0	0	0	0	0	0	0

CAPER FY 2021-22



U.S. Department of Housing and Urban Development
 Office of Community Planning and Development
 Integrated Disbursement and Information System
 CDBG Activity Summary Report (GPR) for Program Year 2021
 NEW HAVEN

Date: 28-Sep-2022
 Time: 12:03
 Page: 58

Total:	0	0	0	0	0	0	15	4	
Female-headed Households:	0		0		0				
<i>Income Category:</i>									
	Owner	Renter	Total						Person
Extremely Low	0	0	0						9
Low Mod	0	0	0						5
Moderate	0	0	0						1
Non Low Moderate	0	0	0						0
Total	0	0	0						15
Percent Low/Mod									100.0%

Annual Accomplishments

Years	Accomplishment Narrative	# Benefiting
2021	During the grant period, Solar Youth served a total of 15 unique youth ages 8-14 who reside in West Rock low-income neighborhoods. The extended program assisted working families by providing tech access and supervision to students. Students maintained focus, improved assignment completion and remote class attendance. Students also gained new skills and confidence by engaging in positive youth development activities where they practiced skills in stress reduction, creative thinking, and positive communication. A total of 19 sessions were provided (152 hours).	



U.S. Department of Housing and Urban Development
 Office of Community Planning and Development
 Integrated Disbursement and Information System
 CDBG Activity Summary Report (GPR) for Program Year 2021
 NEW HAVEN

Date: 28-Sep-2022
 Time: 12:03
 Page: 59

PGM Year: 2020
Project: 0001 - CDBG-CV Public Health and Safety
IDIS Activity: 3561 - Believe In Me Empowerment Corporation

Status: Completed 4/11/2022 12:00:00 AM Objective: Create suitable living environments
 Location: 423 Dixwell Ave New Haven, CT 06511-1703 Outcome: Sustainability
 Matrix Code: Substance Abuse Services (05F) National Objective: LMC

Activity to prevent, prepare for, and respond to Coronavirus: Yes

Initial Funding Date: 02/03/2022

Description:
 Funds will be used for the purchase of PPE for clients and staff, and creation of physical barrier and partition controls in designated meeting space and congregate housing setting. Enhance the Supportive Housing Program for Men and Women by providing an additional 30-90 days of Supportive Housing for individuals that would otherwise end up homeless. Support at risk men and women with basic needs, PPE.
 Provide supportive housing, case management, and behavioral health services to people undergoing reentry in New Haven, Safe and supportive housing plays a vital role in sustained recovery from addiction and mental illness.
 Funds will also be used to hire two part time Case Managers to support the program during 2nd shift and weekends.

Financing

	Fund Type	Grant Year	Grant	Funded Amount	Drawn In Program Year	Drawn Thru Program Year
CDBG	EN	2020	B20MW090009	\$10,000.00	\$10,000.00	\$10,000.00
Total	Total			\$10,000.00	\$10,000.00	\$10,000.00

Proposed Accomplishments

People (General) : 40

Actual Accomplishments

Number assisted:

	Owner		Renter		Total		Person	
	Total	Hispanic	Total	Hispanic	Total	Hispanic	Total	Hispanic
White:	0	0	0	0	0	0	86	47
Black/African American:	0	0	0	0	0	0	51	0
Asian:	0	0	0	0	0	0	0	0
American Indian/Alaskan Native:	0	0	0	0	0	0	0	0
Native Hawaiian/Other Pacific Islander:	0	0	0	0	0	0	0	0
American Indian/Alaskan Native & White:	0	0	0	0	0	0	0	0
Asian White:	0	0	0	0	0	0	0	0
Black/African American & White:	0	0	0	0	0	0	0	0
American Indian/Alaskan Native & Black/African American:	0	0	0	0	0	0	0	0
Other multi-racial:	0	0	0	0	0	0	10	0



U.S. Department of Housing and Urban Development
 Office of Community Planning and Development
 Integrated Disbursement and Information System
 CDBG Activity Summary Report (GPR) for Program Year 2021
 NEW HAVEN

Date: 28-Sep-2022
 Time: 12:03
 Page: 60

Asian/Pacific Islander:	0	0	0	0	0	0	0	0
Hispanic:	0	0	0	0	0	0	0	0
Total:	0	0	0	0	0	0	147	47

Female-headed Households: 0 0 0 0

Income Category:

	Owner	Renter	Total	Person
Extremely Low	0	0	0	147
Low Mod	0	0	0	0
Moderate	0	0	0	0
Non Low Moderate	0	0	0	0
Total	0	0	0	147
Percent Low/Mod				100.0%

Annual Accomplishments

Years	Accomplishment Narrative	# Benefiting
2021	Funds were used to provide a community food. Face masks, gloves, hand sanitizer, alcohol pads and cleaning supplies were provided as well. Plexiglass was also installed to promote social distancing.	



U.S. Department of Housing and Urban Development
 Office of Community Planning and Development
 Integrated Disbursement and Information System
 CDBG Activity Summary Report (GPR) for Program Year 2021
 NEW HAVEN

Date: 28-Sep-2022
 Time: 12:03
 Page: 61

PGM Year: 2020
Project: 0001 - CDBG-CV Public Health and Safety
IDIS Activity: 3562 - Boys and Girls Club of New Haven
Status: Completed 6/30/2022 12:00:00 AM
Location: 253 Columbus Ave New Haven, CT 06519-2230
Objective: Create suitable living environments
Outcome: Sustainability
Matrix Code: Youth Services (05D) **National Objective:** LMC

Activity to prevent, prepare for, and respond to Coronavirus: Yes

Initial Funding Date: 07/27/2021

Description:
 Funds will be used to reimagine their afterschool program delivery to ensure safety during COVID-19 and to extend custodial services for disinfecting their Columbus Ave. facility, a part-time health care provider and supplies required to mitigate the spread of COVID-19. The part-time healthcare provider would track attendance, set policies for contact tracing and monitor health standards. They would also purchase an outdoor tent with room dividers so children can remove their masks and to keep children separated into pods.

Financing

	Fund Type	Grant Year	Grant	Funded Amount	Drawn In Program Year	Drawn Thru Program Year
CDBG	EN	2020	B20MW090009	\$25,000.00	\$223.48	\$25,000.00
Total	Total			\$25,000.00	\$223.48	\$25,000.00

Proposed Accomplishments

People (General) : 140

Actual Accomplishments

Number assisted:

	Owner		Renter		Total		Person	
	Total	Hispanic	Total	Hispanic	Total	Hispanic	Total	Hispanic
White:	0	0	0	0	0	0	21	19
Black/African American:	0	0	0	0	0	0	41	0
Asian:	0	0	0	0	0	0	7	0
American Indian/Alaskan Native:	0	0	0	0	0	0	0	0
Native Hawaiian/Other Pacific Islander:	0	0	0	0	0	0	0	0
American Indian/Alaskan Native & White:	0	0	0	0	0	0	0	0
Asian White:	0	0	0	0	0	0	0	0
Black/African American & White:	0	0	0	0	0	0	0	0
American Indian/Alaskan Native & Black/African American:	0	0	0	0	0	0	0	0
Other multi-racial:	0	0	0	0	0	0	5	0
Asian/Pacific Islander:	0	0	0	0	0	0	0	0

CAPER FY 2021-22



U.S. Department of Housing and Urban Development
 Office of Community Planning and Development
 Integrated Disbursement and Information System
 CDBG Activity Summary Report (GPR) for Program Year 2021
 NEW HAVEN

Date: 28-Sep-2022
 Time: 12:03
 Page: 62

Hispanic:	0	0	0	0	0	0	0	0
Total:	0	0	0	0	0	0	74	19
Female-headed Households:	0		0		0			
<i>Income Category:</i>								
	Owner	Renter	Total	Person				
Extremely Low	0	0	0	14				
Low Mod	0	0	0	40				
Moderate	0	0	0	19				
Non Low Moderate	0	0	0	1				
Total	0	0	0	74				
Percent Low/Mod				98.6%				

Annual Accomplishments

Years	Accomplishment Narrative	# Benefitting
2020	<p>Garnered local and national attention as Sen. Chris Murphy and Rep. Rosa DeLauro hosted a community roundtable in early February about how to disburse COVID Relief Funds appropriately regarding summer youth programs in the city and state. Followed by a landmark event in our Club's 150-year-old history as Vice President Kamala Harris hosted a meeting with Secretary of Education Miguel Cardona, Governor Ned Lamont, Sen. Murphy, Sen. Rich Blumenthal, and others to speak about the American Rescue Plan. Funding allowed for renewed capacity to create sustainable partnerships with other local non-profits and service providers. In line with the ultimate goal of providing wrap around services to children, families, employees, and the New Haven community at large, we met weekly with other youth-serving organizations around the city and had an in-person retreat at the end of the school year. Also worked with our local new station (WTNH) for their Founder's Day of Service to repaint our walls and create garden beds for our new gardening program this summer. Engaging with other organizations around the city with a common goal of uplifting all residents of New Haven has been an extremely positive externality of our work this year.</p> <p>Ended Q4 by kicking off two summer camps. Operating our traditional Summer Camp at our Clubhouse at limited capacity due to COVID-19 and are also running a camp in West Rock in conjunction with Solar Youth. In total, we hope to serve over 150 youth this summer. Working to achieve the goals that Sen. Murphy and Rep DeLauro talked about during their roundtable in our facility. It is important to note that in Q4 we did not add any additional students to the Learning Hub in the hopes that they would return to the classroom at New Haven Public Schools. Many of our students did return however, 13 remained and we provided Learning Hub services to them until the end of the public-school year.</p>	



U.S. Department of Housing and Urban Development
 Office of Community Planning and Development
 Integrated Disbursement and Information System
 CDBG Activity Summary Report (GPR) for Program Year 2021
 NEW HAVEN

Date: 28-Sep-2022
 Time: 12:03
 Page: 63

PGM Year: 2020
Project: 0001 - CDBG-CV Public Health and Safety
IDIS Activity: 3565 - Hope for New Haven/CERCLE
Status: Completed 6/30/2022 12:00:00 AM
Location: 81 Olive St New Haven, CT 06511-6910
Objective: Create suitable living environments
Outcome: Sustainability
Matrix Code: Youth Services (05D) **National Objective:** LMC

Activity to prevent, prepare for, and respond to Coronavirus: Yes

Initial Funding Date: 06/09/2022

Description:
 Funds will be used to equip 24 child care providers serving low-to-moderate income families in New Haven with electrostatic handheld sanitizers to disinfect toys and surfaces, ensuring safety for children.

Financing

	Fund Type	Grant Year	Grant	Funded Amount	Drawn In Program Year	Drawn Thru Program Year
CDBG	EN	2020	B20MW090009	\$20,000.00	\$20,000.00	\$20,000.00
Total	Total			\$20,000.00	\$20,000.00	\$20,000.00

Proposed Accomplishments

People (General) : 250

Actual Accomplishments

Number assisted:

	Owner		Renter		Total		Person	
	Total	Hispanic	Total	Hispanic	Total	Hispanic	Total	Hispanic
White:	0	0	0	0	0	0		0
Black/African American:	0	0	0	0	0	0	19	1
Asian:	0	0	0	0	0	0	0	0
American Indian/Alaskan Native:	0	0	0	0	0	0	0	0
Native Hawaiian/Other Pacific Islander:	0	0	0	0	0	0	0	0
American Indian/Alaskan Native & White:	0	0	0	0	0	0	0	0
Asian White:	0	0	0	0	0	0	0	0
Black/African American & White:	0	0	0	0	0	0	0	0
American Indian/Alaskan Native & Black/African American:	0	0	0	0	0	0	0	0
Other multi-racial:	0	0	0	0	0	0	2	0
Asian/Pacific Islander:	0	0	0	0	0	0	0	0
Hispanic:	0	0	0	0	0	0	0	0



U.S. Department of Housing and Urban Development
 Office of Community Planning and Development
 Integrated Disbursement and Information System
 CDBG Activity Summary Report (GPR) for Program Year 2021
 NEW HAVEN

Date: 28-Sep-2022
 Time: 12:03
 Page: 64

Total:	0	0	0	0	0	0	21	1	
Female-headed Households:	0		0		0				
<i>Income Category:</i>									
	Owner	Renter	Total						Person
Extremely Low	0	0	0						0
Low Mod	0	0	0						3
Moderate	0	0	0						15
Non Low Moderate	0	0	0						3
Total	0	0	0						21
Percent Low/Mod									85.7%

Annual Accomplishments

Years	Accomplishment Narrative	# Benefitting
2021	Procured 24 Victory Electrostatic Handheld Spraying devices and distributed the devices to early childhood businesses operating family child care homes, group homes and center-based childcare programs. Promoted the opportunity to child care businesses in the community during our weekly provider Zoom meeting. Allocated 24 devices to child care business operating in December 2020. Childcare providers operated in the following New Haven neighborhoods: Westville, West River, Newhallville, Fair Haven Heights, Fair Haven, Edgewood, Dwight, Dixwell, Beaver Hill, Wooster Square, East Shore/Morris Cove.	



U.S. Department of Housing and Urban Development
 Office of Community Planning and Development
 Integrated Disbursement and Information System
 CDBG Activity Summary Report (GPR) for Program Year 2021
 NEW HAVEN

Date: 28-Sep-2022
 Time: 12:03
 Page: 65

PGM Year: 2020
Project: 0001 - CDBG-CV Public Health and Safety
IDIS Activity: 3566 - New Haven YMCA Youth Center

Status: Open Objective: Create suitable living environments
 Location: 1240 Chapel St New Haven, CT 06511-4602 Outcome: Sustainability
 Matrix Code: Youth Services (05D) National Objective: LMC

Activity to prevent, prepare for, and respond to Coronavirus: Yes

Initial Funding Date: 09/13/2022

Description:

To continue to service the community and first responders who need or desire emergency childcare services as the public schools begin to open. Our program will allow for a safe space to conduct full day or partial day care for children from pre-K- 8th. Also open as an alternative site for virtual learning to be held at the New Haven YMCA Youth Center. Provide tutoring support, snacks, and physical activities such as swimming by seeking to improve our swimming facility in order to expand free swimming lessons to the youth that we service for emergency care.

Financing

	Fund Type	Grant Year	Grant	Funded Amount	Drawn In Program Year	Drawn Thru Program Year
CDBG	EN	2020	B20MW090009	\$15,000.00	\$3,568.88	\$3,568.88
Total	Total			\$15,000.00	\$3,568.88	\$3,568.88

Proposed Accomplishments

People (General) : 100

Actual Accomplishments

Number assisted:

	Owner		Renter		Total		Person	
	Total	Hispanic	Total	Hispanic	Total	Hispanic	Total	Hispanic
White:	0	0	0	0	0	0	3	0
Black/African American:	0	0	0	0	0	0	29	0
Asian:	0	0	0	0	0	0	5	0
American Indian/Alaskan Native:	0	0	0	0	0	0	2	0
Native Hawaiian/Other Pacific Islander:	0	0	0	0	0	0	5	0
American Indian/Alaskan Native & White:	0	0	0	0	0	0	0	0
Asian White:	0	0	0	0	0	0	0	0
Black/African American & White:	0	0	0	0	0	0	3	0
American Indian/Alaskan Native & Black/African American:	0	0	0	0	0	0	0	0
Other multi-racial:	0	0	0	0	0	0	3	3



U.S. Department of Housing and Urban Development
 Office of Community Planning and Development
 Integrated Disbursement and Information System
 CDBG Activity Summary Report (GPR) for Program Year 2021
 NEW HAVEN

Date: 28-Sep-2022
 Time: 12:03
 Page: 66

Asian/Pacific Islander:	0	0	0	0	0	0	0	0
Hispanic:	0	0	0	0	0	0	0	0
Total:	0	0	0	0	0	0	50	3

Female-headed Households: 0 0 0 0

Income Category:

	Owner	Renter	Total	Person
Extremely Low	0	0	0	18
Low Mod	0	0	0	27
Moderate	0	0	0	5
Non Low Moderate	0	0	0	0
Total	0	0	0	50
Percent Low/Mod				100.0%

Annual Accomplishments

Years	Accomplishment Narrative	# Benefiting
2021	During school year, over 50 New Haven residents enrolled in the enrichment program. Literacy tutors worked with students weekly, Girl Scouts of America provided free of charge programming, homework assistance, arts programming, recreational programming, team building and other fun activities Students stay in the program for 52 weeks of the year between summer camp and school age child care programming.	



U.S. Department of Housing and Urban Development
 Office of Community Planning and Development
 Integrated Disbursement and Information System
 CDBG Activity Summary Report (GPR) for Program Year 2021
 NEW HAVEN

Date: 28-Sep-2022
 Time: 12:03
 Page: 67

PGM Year: 2020
Project: 0001 - CDBG-CV Public Health and Safety
IDIS Activity: 3567 - Project MORE, Inc.

Status: Completed 9/19/2022 3:12:56 PM
Location: 830 Grand Ave New Haven, CT 06511-4991

Objective: Create suitable living environments
Outcome: Sustainability
Matrix Code: Housing Information and Referral Services (05X) **National Objective:** LMC

Activity to prevent, prepare for, and respond to Coronavirus: Yes

Initial Funding Date: 09/13/2022

Description:

To create a Reentry Welcome Center along with the City of New Haven Re-entry program as a response to Covid-19. The CT Department of Correction projections show that approximately 400 individuals, who were residents of the city, will be released into New Haven over the next 365 days. The Reentry Center will seek to meet the most basic needs of returning citizens. The requested funds will be used to create a warm drop off location, and a place for immediately connecting returning citizens with service providers upon release. Returning citizens will receive education concerning Covid-19 and make them aware of the testing sites in the city.

Financing

	Fund Type	Grant Year	Grant	Funded Amount	Drawn In Program Year	Drawn Thru Program Year
CDBG	EN	2020	B20MW090009	\$39,999.60	\$39,999.60	\$39,999.60
Total	Total			\$39,999.60	\$39,999.60	\$39,999.60

Proposed Accomplishments

People (General) : 400

Actual Accomplishments

Number assisted:

	Owner		Renter		Total		Person	
	Total	Hispanic	Total	Hispanic	Total	Hispanic	Total	Hispanic
White:	0	0	0	0	0	0	74	31
Black/African American:	0	0	0	0	0	0	105	0
Asian:	0	0	0	0	0	0	0	0
American Indian/Alaskan Native:	0	0	0	0	0	0	0	0
Native Hawaiian/Other Pacific Islander:	0	0	0	0	0	0	0	0
American Indian/Alaskan Native & White:	0	0	0	0	0	0	0	0
Asian White:	0	0	0	0	0	0	0	0
Black/African American & White:	0	0	0	0	0	0	2	0
American Indian/Alaskan Native & Black/African American:	0	0	0	0	0	0	0	0
Other multi-racial:	0	0	0	0	0	0	23	0



U.S. Department of Housing and Urban Development
 Office of Community Planning and Development
 Integrated Disbursement and Information System
 CDBG Activity Summary Report (GPR) for Program Year 2021
 NEW HAVEN

Date: 28-Sep-2022
 Time: 12:03
 Page: 68

Asian/Pacific Islander:	0	0	0	0	0	0	0	0
Hispanic:	0	0	0	0	0	0	0	0
Total:	0	0	0	0	0	0	204	31
Female-headed Households:	0		0		0			

Income Category:

	Owner	Renter	Total	Person
Extremely Low	0	0	0	204
Low Mod	0	0	0	0
Moderate	0	0	0	0
Non Low Moderate	0	0	0	0
Total	0	0	0	204
Percent Low/Mod				100.0%

Annual Accomplishments

Years	Accomplishment Narrative	# Benefitting
2021	Created a Reentry Welcome Center as a response to Covid-19. Provided services to individuals who were residents of the City who have been released into New Haven. The Reentry Center provided for help for individuals to meet the most basic needs of returning citizens. The funds were used to create a warm drop off location, and a place for immediately connecting returning citizens with service providers. Returning citizens received education concerning Covid-19 and were made aware of the testing sites in the City. Clients included those with co-occurring disorders, disabilities, risk of homelessness, referred to a housing assistance programs, secured temporary housing, referred to employment programs, referred to treatment, Mental Health Referrals	



U.S. Department of Housing and Urban Development
 Office of Community Planning and Development
 Integrated Disbursement and Information System
 CDBG Activity Summary Report (GPR) for Program Year 2021
 NEW HAVEN

Date: 28-Sep-2022
 Time: 12:03
 Page: 69

PGM Year: 2020
Project: 0001 - CDBG-CV Public Health and Safety
IDIS Activity: 3568 - Yale University
Status: Open
Location: 135 College St New Haven, CT 06510-2483
Objective: Create suitable living environments
Outcome: Sustainability
Matrix Code: Health Services (05M) **National Objective:** LMA

Activity to prevent, prepare for, and respond to Coronavirus: Yes

Initial Funding Date: 03/11/2022

Description:
 Funds will be used to provide community based services and supplies to vulnerable populations in New Haven. By bringing services and supplies to people they will be able to adhere to social distancing and shelter-in-place guidelines; prevent unnecessary trips and interactions with others in the community; and disrupt the chain of COVID-19 transmission.

Financing

	Fund Type	Grant Year	Grant	Funded Amount	Drawn In Program Year	Drawn Thru Program Year
CDBG	EN	2020	B20MW090009	\$20,000.00	\$17,850.63	\$17,850.63
Total	Total			\$20,000.00	\$17,850.63	\$17,850.63

Proposed Accomplishments

People (General) : 600

Annual Accomplishments

Years	Accomplishment Narrative	# Benefitting
2021	Funds were used to provide community based COVID-19 services and supplies to vulnerable populations in New Haven to disrupt the chain of COVID-19 transmission.	



U.S. Department of Housing and Urban Development
 Office of Community Planning and Development
 Integrated Disbursement and Information System
 CDBG Activity Summary Report (GPR) for Program Year 2021
 NEW HAVEN

Date: 28-Sep-2022
 Time: 12:03
 Page: 70

PGM Year: 2020
Project: 0005 - CDBG-CV Support for At-Risk Populations
IDIS Activity: 3570 - Beulah Heights Social Integration Program

Status: Completed 6/30/2022 12:00:00 AM Objective: Create suitable living environments
 Location: 728 Orchard St New Haven, CT 06511-3351 Outcome: Sustainability
 Matrix Code: Food Banks (05W) National Objective: LMC

Activity to prevent, prepare for, and respond to Coronavirus: Yes

Initial Funding Date: 09/23/2021

Description:
 Funds will be used to provide Food bags will be made up by volunteers and distributed to senior citizens and unemployed and underemployed individuals and families living in the Dixwell and Newhallville community who have suffered financial hardship and/or loss during the pandemic. The distribution will prevent those most at risk from being exposed to COVID-19. The underemployed and underserved will call in for an appointment to participate in a Grab and Go food drive by. The families and/or individuals who receive food bags will also be provided access to a case manager and a list of services that will be offered through the Beulah Heights Social Integration Program.

Financing

	Fund Type	Grant Year	Grant	Funded Amount	Drawn In Program Year	Drawn Thru Program Year
CDBG	EN	2020	B20MW090009	\$9,842.70	\$0.00	\$9,842.70
Total	Total			\$9,842.70	\$0.00	\$9,842.70

Proposed Accomplishments

People (General) : 150

Actual Accomplishments

Number assisted:

	Owner		Renter		Total		Person	
	Total	Hispanic	Total	Hispanic	Total	Hispanic	Total	Hispanic
White:	0	0	0	0	0	0	20	12
Black/African American:	0	0	0	0	0	0	171	0
Asian:	0	0	0	0	0	0	0	0
American Indian/Alaskan Native:	0	0	0	0	0	0	0	0
Native Hawaiian/Other Pacific Islander:	0	0	0	0	0	0	0	0
American Indian/Alaskan Native & White:	0	0	0	0	0	0	0	0
Asian White:	0	0	0	0	0	0	0	0
Black/African American & White:	0	0	0	0	0	0	5	0
American Indian/Alaskan Native & Black/African American:	0	0	0	0	0	0	0	0
Other multi-racial:	0	0	0	0	0	0	0	0



U.S. Department of Housing and Urban Development
 Office of Community Planning and Development
 Integrated Disbursement and Information System
 CDBG Activity Summary Report (GPR) for Program Year 2021
 NEW HAVEN

Date: 28-Sep-2022
 Time: 12:03
 Page: 71

Asian/Pacific Islander:	0	0	0	0	0	0	0	0
Hispanic:	0	0	0	0	0	0	0	0
Total:	0	0	0	0	0	0	196	12
Female-headed Households:	0		0		0			

Income Category:

	Owner	Renter	Total	Person
Extremely Low	0	0	0	46
Low Mod	0	0	0	150
Moderate	0	0	0	0
Non Low Moderate	0	0	0	0
Total	0	0	0	196
Percent Low/Mod				100.0%

Annual Accomplishments

Years	Accomplishment Narrative	# Benefiting
2020	Funds were used to provide Food bags to clients through a collaborative partnership with the Community Soup Kitchen. Clients included senior citizens and unemployed and underemployed individuals and families. living in the Dixwell and Newhallville community who have suffered financial hardship or loss during the pandemic. The the collaboration of the Citys Elderly Services Department, food was delivered to buildings housing elderly residents.	



U.S. Department of Housing and Urban Development
 Office of Community Planning and Development
 Integrated Disbursement and Information System
 CDBG Activity Summary Report (GPR) for Program Year 2021
 NEW HAVEN

Date: 28-Sep-2022
 Time: 12:03
 Page: 72

PGM Year: 2020
Project: 0005 - CDBG-CV Support for At-Risk Populations
IDIS Activity: 3572 - Project MORE, Inc.

Status: Open
Location: 830 Grand Ave New Haven, CT 06511-4991
Objective: Create suitable living environments
Outcome: Sustainability
Matrix Code: Housing Information and Referral Services (05X) **National Objective:** LMC

Activity to prevent, prepare for, and respond to Coronavirus: Yes

Initial Funding Date: 07/16/2021

Description:
 Project MORE proposes to create a Reentry Welcome Center along with the City of New Haven Reentry program as a response to COVID-19. The Connecticut Department of Correction projections show that approximately 400 individuals who were city residents, will be released into New Haven over the next 365 days. This funding will be used to hire a Housing Navigator who will assist homeless returning citizens in locating appropriate housing.

Financing

	Fund Type	Grant Year	Grant	Funded Amount	Drawn In Program Year	Drawn Thru Program Year
CDBG	EN	2020	B20MW090009	\$52,111.00	\$42,902.51	\$52,111.00
Total	Total			\$52,111.00	\$42,902.51	\$52,111.00

Proposed Accomplishments

People (General) : 400

Actual Accomplishments

Number assisted:

	Owner		Renter		Total		Person	
	Total	Hispanic	Total	Hispanic	Total	Hispanic	Total	Hispanic
White:	0	0	0	0	0	0	8	4
Black/African American:	0	0	0	0	0	0	19	0
Asian:	0	0	0	0	0	0	0	0
American Indian/Alaskan Native:	0	0	0	0	0	0	0	0
Native Hawaiian/Other Pacific Islander:	0	0	0	0	0	0	0	0
American Indian/Alaskan Native & White:	0	0	0	0	0	0	0	0
Asian White:	0	0	0	0	0	0	0	0
Black/African American & White:	0	0	0	0	0	0	2	0
American Indian/Alaskan Native & Black/African American:	0	0	0	0	0	0	0	0
Other multi-racial:	0	0	0	0	0	0	3	0
Asian/Pacific Islander:	0	0	0	0	0	0	0	0
Hispanic:	0	0	0	0	0	0	0	0

CAPER FY 2021-22



U.S. Department of Housing and Urban Development
 Office of Community Planning and Development
 Integrated Disbursement and Information System
 CDBG Activity Summary Report (GPR) for Program Year 2021
 NEW HAVEN

Date: 28-Sep-2022
 Time: 12:03
 Page: 73

Total:	0	0	0	0	0	0	32	4	
Female-headed Households:	0		0		0				
<i>Income Category:</i>									
	Owner	Renter	Total						Person
Extremely Low	0	0	0						32
Low Mod	0	0	0						0
Moderate	0	0	0						0
Non Low Moderate	0	0	0						0
Total	0	0	0						32
Percent Low/Mod									100.0%

Annual Accomplishments

Years	Accomplishment Narrative	# Benefitting
2020	Project MORES Homeless Navigator currently has referred 32 recently released individuals to the housing assistance program. These 32 individuals have secured housing. 27 of them through Rapid Rehousing / 5 were assisted in other ways. All individuals recently released were given a COVID test, and if needed were placed in isolation for 10 days if tested positive. Due to the jail protocols and their own system of keeping the entire correction system safe, there were no COVID cases. Program has been successful, with favorable reviews.	



U.S. Department of Housing and Urban Development
 Office of Community Planning and Development
 Integrated Disbursement and Information System
 CDBG Activity Summary Report (GPR) for Program Year 2021
 NEW HAVEN

Date: 28-Sep-2022
 Time: 12:03
 Page: 74

PGM Year: 2020
Project: 0001 - CDBG-CV Public Health and Safety
IDIS Activity: 3604 - COVID Testing
Status: Open
Location: 165 Church St New Haven, CT 06510-2010
Objective: Create suitable living environments
Outcome: Availability/accessibility
Matrix Code: Health Services (05M) **National Objective:** LMA

Activity to prevent, prepare for, and respond to Coronavirus: Yes

Initial Funding Date: 11/15/2021

Description:

Funds will be used to provide community based COVID-19 testing.

Financing

	Fund Type	Grant Year	Grant	Funded Amount	Drawn In Program Year	Drawn Thru Program Year
CDBG	EN	2020	B20MW090009	\$85,000.00	\$82,608.34	\$82,608.34
Total	Total			\$85,000.00	\$82,608.34	\$82,608.34

Proposed Accomplishments

People (General) : 400
 Total Population in Service Area: 120,890
 Census Tract Percent Low / Mod: 66.50

Annual Accomplishments

Years	Accomplishment Narrative	# Benefitting
2021	Funds have been utilized to provide COVID-19 testing. Over 1,200 test have been administered.	



U.S. Department of Housing and Urban Development
 Office of Community Planning and Development
 Integrated Disbursement and Information System
 CDBG Activity Summary Report (GPR) for Program Year 2021
 NEW HAVEN

Date: 28-Sep-2022
 Time: 12:03
 Page: 75

PGM Year: 2021
Project: 0001 - Acquisition
IDIS Activity: 3605 - Acquisition
Status: Open
Location: 165 Church St New Haven, CT 06510-2010
Objective: Provide decent affordable housing
Outcome: Affordability
Matrix Code: Acquisition of Real Property (01) **National Objective:** LMH

Activity to prevent, prepare for, and respond to Coronavirus: No

Initial Funding Date: 01/26/2022

Description:
 To provide property for commercial development, park or recreational uses, housing ownership opportunities, or other uses which will contribute to the general health of residents as well as to create safer or more stable neighborhoods.
 LCIs goal under the acquisition program is to rehabilitate, preserve, restore and conserve structures with the goal of returning acquired property to the tax base via low/moderate homeownership or low/moderate rental units.
 Equally important is the utilization of acquired properties to enhance the quality of life of the City's residents as well as for public works, facilities and improvements.
 Expenses under this program will be activity delivery costs, land cost, surveys, appraisals, title searches and other costs necessary to affect the acquisition.

Financing

	Fund Type	Grant Year	Grant	Funded Amount	Drawn In Program Year	Drawn Thru Program Year
CDBG	EN	2019	B19MC090009	\$61,023.63	\$58,986.93	\$58,986.93
		2020	B20MC090009	\$401,829.76	\$401,829.76	\$401,829.76
		2021	B21MC090009	\$26,692.25	\$26,692.25	\$26,692.25
Total	Total			\$489,545.64	\$487,508.94	\$487,508.94

Proposed Accomplishments

Housing Units : 18

Actual Accomplishments

Number assisted:

	Owner		Renter		Total		Person	
	Total	Hispanic	Total	Hispanic	Total	Hispanic	Total	Hispanic
White:	0	0	0	0	0	0	0	0
Black/African American:	0	0	0	0	0	0	0	0
Asian:	0	0	0	0	0	0	0	0
American Indian/Alaskan Native:	0	0	0	0	0	0	0	0
Native Hawaiian/Other Pacific Islander:	0	0	0	0	0	0	0	0
American Indian/Alaskan Native & White:	0	0	0	0	0	0	0	0
Asian White:	0	0	0	0	0	0	0	0
Black/African American & White:	0	0	0	0	0	0	0	0



U.S. Department of Housing and Urban Development
 Office of Community Planning and Development
 Integrated Disbursement and Information System
 CDBG Activity Summary Report (GPR) for Program Year 2021
 NEW HAVEN

Date: 28-Sep-2022
 Time: 12:03
 Page: 76

American Indian/Alaskan Native & Black/African American:	0	0	0	0	0	0	0	0
Other multi-racial:	0	0	0	0	0	0	0	0
Asian/Pacific Islander:	0	0	0	0	0	0	0	0
Hispanic:	0	0	0	0	0	0	0	0
Total:	0	0	0	0	0	0	0	0
Female-headed Households:	0		0		0			

Income Category:

	Owner	Renter	Total	Person
Extremely Low	0	0	0	0
Low Mod	0	0	0	0
Moderate	0	0	0	0
Non Low Moderate	0	0	0	0
Total	0	0	0	0

Percent Low/Mod

Annual Accomplishments

Years	Accomplishment Narrative	# Benefitting
2021	CDBG funds were utilized to provide program delivery costs and management of housing development and acquisition projects. LCI identifies properties and provides loans or grants for down payment and closing cost loans to homebuyers and acquisition grants to non-profit housing developers. Inspections, property specifications and project oversight and management are also provided by LCI staff.	



U.S. Department of Housing and Urban Development
 Office of Community Planning and Development
 Integrated Disbursement and Information System
 CDBG Activity Summary Report (GPR) for Program Year 2021
 NEW HAVEN

Date: 28-Sep-2022
 Time: 12:03
 Page: 77

PGM Year: 2021
Project: 0002 - Habitat for Humanity
IDIS Activity: 3606 - Habitat for Humanity
Status: Open
Location: 37 Union St New Haven, CT 06511-5747
Objective: Provide decent affordable housing
Outcome: Affordability
Matrix Code: Acquisition of Real Property (01) **National Objective:** LMH

Activity to prevent, prepare for, and respond to Coronavirus: No

Initial Funding Date: 01/24/2022

Description:

Habitat for Humanity builds single-family homes in partnership with a qualified low-income family or individual. Potential homeowners must have incomes between 30-60% of the AMI and are required to help build their homes with a minimum of 400 hours of volunteer labor or "sweat equity". Homes are sold at below cost with a zero percent interest mortgage held by Habitat. No bank financing is involved. CDBG funds are used for property acquisition only. Construction is financed with leveraged funding from a variety of sources including private foundations, financial institutions, corporations, religious congregations and donations from private individuals. Volunteer labor from throughout Greater New Haven and in-kind support helps to complete property construction at below market costs..

Financing

	Fund Type	Grant Year	Grant	Funded Amount	Drawn In Program Year	Drawn Thru Program Year
CDBG	EN	2020	B20MC090009	\$55,000.00	\$55,000.00	\$55,000.00
Total	Total			\$55,000.00	\$55,000.00	\$55,000.00

Proposed Accomplishments

Housing Units : 4

Actual Accomplishments

Number assisted:

	Owner		Renter		Total		Person	
	Total	Hispanic	Total	Hispanic	Total	Hispanic	Total	Hispanic
White:	0	0	0	0	0	0		0
Black/African American:	0	0	0	0	0	0	0	0
Asian:	0	0	0	0	0	0	0	0
American Indian/Alaskan Native:	0	0	0	0	0	0	0	0
Native Hawaiian/Other Pacific Islander:	0	0	0	0	0	0	0	0
American Indian/Alaskan Native & White:	0	0	0	0	0	0	0	0
Asian White:	0	0	0	0	0	0	0	0
Black/African American & White:	0	0	0	0	0	0	0	0

CAPER FY 2021-22



U.S. Department of Housing and Urban Development
 Office of Community Planning and Development
 Integrated Disbursement and Information System
 CDBG Activity Summary Report (GPR) for Program Year 2021
 NEW HAVEN

Date: 28-Sep-2022
 Time: 12:03
 Page: 78

American Indian/Alaskan Native & Black/African American:	0	0	0	0	0	0	0	0
Other multi-racial:	0	0	0	0	0	0	0	0
Asian/Pacific Islander:	0	0	0	0	0	0	0	0
Hispanic:	0	0	0	0	0	0	0	0
Total:	0	0	0	0	0	0	0	0
Female-headed Households:	0		0		0			

Income Category:

	Owner	Renter	Total	Person
Extremely Low	0	0	0	0
Low Mod	0	0	0	0
Moderate	0	0	0	0
Non Low Moderate	0	0	0	0
Total	0	0	0	0
Percent Low/Mod				

Annual Accomplishments

Years	Accomplishment Narrative	# Benefitting
2021	Funds were used for the acquisition of 264 Russell Street for rehabilitation. The property will be owner occupied.	



U.S. Department of Housing and Urban Development
 Office of Community Planning and Development
 Integrated Disbursement and Information System
 CDBG Activity Summary Report (GPR) for Program Year 2021
 NEW HAVEN

Date: 28-Sep-2022
 Time: 12:03
 Page: 79

PGM Year: 2021
Project: 0003 - LCI Property Management Public
IDIS Activity: 3607 - LCI Property Management Public
Status: Open
Location: 165 Church St New Haven, CT 06510-2010
Objective: Create suitable living environments
Outcome: Sustainability
Matrix Code: Disposition (02) **National Objective:** LMA

Activity to prevent, prepare for, and respond to Coronavirus: No

Initial Funding Date: 01/26/2022

Description:
 Provide maintenance and upkeep of CDBG owned properties or properties acquired through In Rem foreclosure including removal of debris on abandoned vacant lots, rodent and pest control, and boarding up and securing of vacant buildings which have been acquired by the City as part of the City's Consolidated Plan efforts.
 The program provides for the necessary repairs and operating expenses associated with the maintenance of housing units acquired through tax foreclosure proceedings. The activities prevent further deterioration in primarily low and moderate income areas where significant CDBG investment has or will occur.
 This program is a collaborative effort between LCI and OBIE.

Financing

	Fund Type	Grant Year	Grant	Funded Amount	Drawn In Program Year	Drawn Thru Program Year
CDBG	EN	2019	B19MC090009	\$73,710.59	\$73,710.59	\$73,710.59
		2020	B20MC090009	\$316,518.74	\$227,982.08	\$227,982.08
Total	Total			\$390,229.33	\$301,692.67	\$301,692.67

Proposed Accomplishments

People (General) : 100
 Total Population in Service Area: 3,400
 Census Tract Percent Low / Mod: 52.06

Annual Accomplishments

Years	Accomplishment Narrative	# Benefitting
2021	Provide maintenance and upkeep of CDBG-owned properties or properties acquired through In Rem foreclosure including removal of debris on abandoned vacant lots, rodent and pest control, and boarding up and securing of vacant buildings which have been acquired by the City as part of the City's Consolidated Plan efforts. The program provides for the necessary repairs and operating expenses associated with the maintenance of housing units acquired through tax foreclosure proceedings. The activities prevent further deterioration in primarily low and moderate income areas where significant CDBG investment has or will occur. This program is a collaborative effort between LCI and OBIE.	



U.S. Department of Housing and Urban Development
 Office of Community Planning and Development
 Integrated Disbursement and Information System
 CDBG Activity Summary Report (GPR) for Program Year 2021
 NEW HAVEN

Date: 28-Sep-2022
 Time: 12:03
 Page: 80

PGM Year: 2021
Project: 0004 - Collab Inc-Economic Development Corporation of New Haven
IDIS Activity: 3608 - Collab Inc-Economic Development Corporation of New Haven
Status: Completed 6/30/2022 12:00:00 AM
Location: 28 Orange St New Haven, CT 06510-3316
Objective: Create economic opportunities
Outcome: Sustainability
Matrix Code: ED Technical Assistance (18B) **National Objective:** LMCSV

Activity to prevent, prepare for, and respond to Coronavirus: No

Initial Funding Date: 01/24/2022

Description:
 With the support of the City of New Haven and CDBG, Collab will be able to support two key aspects of our entrepreneurship programming operations: Collab will provide 1) Program Accessibility Services for Entrepreneurs: Many people of color, low-income, and women entrepreneurs, face psychological, logistical, and financial barriers to entrepreneurship. To address these barriers, Collab provides: a) Zoom access for virtual programming; b) Office Hours for 1-on-1 support; and c) Interpretation and translation services. 2) Staff support for Entrepreneur Program training, implementation, and coaching. Collab Accelerator and Pre-Accelerator programming requires the support of 2 Collab staff. Their activities during the Accelerator include: a) 1-on-1 Coaching; b) educational workshop trainings; and more.

Financing

	Fund Type	Grant Year	Grant	Funded Amount	Drawn In Program Year	Drawn Thru Program Year
CDBG	EN	2019	B19MC090009	\$20,000.00	\$20,000.00	\$20,000.00
Total	Total			\$20,000.00	\$20,000.00	\$20,000.00

Proposed Accomplishments

Businesses : 30

Actual Accomplishments

Number assisted:

	Owner		Renter		Total		Person	
	Total	Hispanic	Total	Hispanic	Total	Hispanic	Total	Hispanic
White:	0	0	0	0	0	0	11	0
Black/African American:	0	0	0	0	0	0	26	0
Asian:	0	0	0	0	0	0	4	0
American Indian/Alaskan Native:	0	0	0	0	0	0	0	0
Native Hawaiian/Other Pacific Islander:	0	0	0	0	0	0	0	0
American Indian/Alaskan Native & White:	0	0	0	0	0	0	0	0
Asian White:	0	0	0	0	0	0	0	0
Black/African American & White:	0	0	0	0	0	0	0	0
American Indian/Alaskan Native & Black/African American:	0	0	0	0	0	0	0	0
Other multi-racial:	0	0	0	0	0	0	12	11



U.S. Department of Housing and Urban Development
 Office of Community Planning and Development
 Integrated Disbursement and Information System
 CDBG Activity Summary Report (GPR) for Program Year 2021
 NEW HAVEN

Date: 28-Sep-2022
 Time: 12:03
 Page: 81

Asian/Pacific Islander:	0	0	0	0	0	0	0	0
Hispanic:	0	0	0	0	0	0	0	0
Total:	0	0	0	0	0	0	53	11

Female-headed Households: 0 0 0 0 0 0 0 0 0

Income Category:

	Owner	Renter	Total	Person
Extremely Low	0	0	0	0
Low Mod	0	0	0	14
Moderate	0	0	0	39
Non Low Moderate	0	0	0	0
Total	0	0	0	53
Percent Low/Mod				100.0%

Annual Accomplishments

Years	Accomplishment Narrative	# Benefiting
2021	Provided entrepreneurs with accessible, high-quality business support. Specifically, CDBG funds supported ensuring the programs were accessible and staff time to provide 1-on-1 coaching, workshops, facilitation, and more during the Accelerator program. CDBG support was critical in affording the ability to provide business support to New Haven entrepreneurs. Outside of the CDBG Performance Indicators, 91% of graduates from the Accelerator program are still active raising \$1,757,357 in follow-on funding (grants, loans, etc.) and generating \$4,092,822M in revenue.	



U.S. Department of Housing and Urban Development
 Office of Community Planning and Development
 Integrated Disbursement and Information System
 CDBG Activity Summary Report (GPR) for Program Year 2021
 NEW HAVEN

Date: 28-Sep-2022
 Time: 12:03
 Page: 82

PGM Year: 2021
Project: 0005 - Emerge Connecticut, Inc.
IDIS Activity: 3609 - Emerge Connecticut, Inc.
Status: Completed 6/30/2022 12:00:00 AM
Location: 830 Grand Ave New Haven, CT 06511-4991
Objective: Create economic opportunities
Outcome: Sustainability
Matrix Code: ED Technical Assistance (18B) **National Objective:** LMCSV

Activity to prevent, prepare for, and respond to Coronavirus: No

Initial Funding Date: 01/24/2022

Description:

Funds will be used to offer substantial tutoring and job training services to 35 formerly incarcerated individuals.
 Funds will be used to compensate the Construction Trainer who provides skill training and a job coach who will manage academic tutoring and programming.
 The program will address lack of work skill and low education levels of ex-offenders assisting them in successfully reintegrating into civilian life.

Financing

	Fund Type	Grant Year	Grant	Funded Amount	Drawn In Program Year	Drawn Thru Program Year
CDBG	EN	2019	B19MC090009	\$51,500.00	\$51,500.00	\$51,500.00
Total	Total			\$51,500.00	\$51,500.00	\$51,500.00

Proposed Accomplishments

Businesses : 35

Actual Accomplishments

Number assisted:

	Owner		Renter		Total		Person	
	Total	Hispanic	Total	Hispanic	Total	Hispanic	Total	Hispanic
White:	0	0	0	0	0	0	3	0
Black/African American:	0	0	0	0	0	0	47	1
Asian:	0	0	0	0	0	0	1	0
American Indian/Alaskan Native:	0	0	0	0	0	0	0	0
Native Hawaiian/Other Pacific Islander:	0	0	0	0	0	0	0	0
American Indian/Alaskan Native & White:	0	0	0	0	0	0	0	0
Asian White:	0	0	0	0	0	0	0	0
Black/African American & White:	0	0	0	0	0	0	0	0
American Indian/Alaskan Native & Black/African American:	0	0	0	0	0	0	0	0
Other multi-racial:	0	0	0	0	0	0	7	4
Asian/Pacific Islander:	0	0	0	0	0	0	0	0
Hispanic:	0	0	0	0	0	0	0	0

CAPER FY 2021-22



U.S. Department of Housing and Urban Development
 Office of Community Planning and Development
 Integrated Disbursement and Information System
 CDBG Activity Summary Report (GPR) for Program Year 2021
 NEW HAVEN

Date: 28-Sep-2022
 Time: 12:03
 Page: 83

Total:	0	0	0	0	0	0	58	5	
Female-headed Households:	0		0		0				
<i>Income Category:</i>									
	Owner	Renter	Total						Person
Extremely Low	0	0	0						58
Low Mod	0	0	0						0
Moderate	0	0	0						0
Non Low Moderate	0	0	0						0
Total	0	0	0						58
Percent Low/Mod									100.0%

Annual Accomplishments

Years	Accomplishment Narrative	# Benefitting
2021	Provided formerly incarcerated adults who participated with Skillset Training and Academic Tutoring Services. Participants received Classroom Training and On-The-Job Training as well as Safety Training and Carpentry and Finishing training. Participants completed 40 hours of tutoring.	



U.S. Department of Housing and Urban Development
 Office of Community Planning and Development
 Integrated Disbursement and Information System
 CDBG Activity Summary Report (GPR) for Program Year 2021
 NEW HAVEN

Date: 28-Sep-2022
 Time: 12:03
 Page: 84

PGM Year: 2021
Project: 0006 - Office of Economic Development - Small Contractor Development
IDIS Activity: 3610 - Office of Economic Development - Small Contractor Development
Status: Open **Objective:** Create economic opportunities
Location: 165 Church St New Haven, CT 06510-2010 **Outcome:** Sustainability
Matrix Code: ED Technical Assistance (18B) **National Objective:** LMCSV

Activity to prevent, prepare for, and respond to Coronavirus: No

Initial Funding Date: 01/26/2022

Description:

Funding will be used to support programming that helps small, local, minority, and women-owned construction companies achieve economic growth through increased opportunities, bid notification, technical assistance, project-specific training, goal-setting and monitoring, and services that maximize the growth and profitability of businesses. The program will seek to identify and provide unique resources to small construction companies by leveraging financial services in the community, private institutions and local construction industry.

Financing

	Fund Type	Grant Year	Grant	Funded Amount	Drawn In Program Year	Drawn Thru Program Year
CDBG	EN	2020	B20MC090009	\$100,000.00	\$51,789.00	\$51,789.00
Total	Total			\$100,000.00	\$51,789.00	\$51,789.00

Proposed Accomplishments

Businesses : 30

Actual Accomplishments

Number assisted:

	Owner		Renter		Total		Person	
	Total	Hispanic	Total	Hispanic	Total	Hispanic	Total	Hispanic
White:	0	0	0	0	0	0	18	10
Black/African American:	0	0	0	0	0	0	11	0
Asian:	0	0	0	0	0	0	0	0
American Indian/Alaskan Native:	0	0	0	0	0	0	0	0
Native Hawaiian/Other Pacific Islander:	0	0	0	0	0	0	0	0
American Indian/Alaskan Native & White:	0	0	0	0	0	0	0	0
Asian White:	0	0	0	0	0	0	0	0
Black/African American & White:	0	0	0	0	0	0	0	0
American Indian/Alaskan Native & Black/African American:	0	0	0	0	0	0	0	0
Other multi-racial:	0	0	0	0	0	0	0	0
Asian/Pacific Islander:	0	0	0	0	0	0	0	0

CAPER FY 2021-22



U.S. Department of Housing and Urban Development
 Office of Community Planning and Development
 Integrated Disbursement and Information System
 CDBG Activity Summary Report (GPR) for Program Year 2021
 NEW HAVEN

Date: 28-Sep-2022
 Time: 12:03
 Page: 85

Hispanic:	0	0	0	0	0	0	0	0	0
Total:	0	0	0	0	0	0	0	29	10

Female-headed Households: 0 0 0 0

Income Category:

	Owner	Renter	Total	Person
Extremely Low	0	0	0	0
Low Mod	0	0	0	7
Moderate	0	0	0	22
Non Low Moderate	0	0	0	0
Total	0	0	0	29
Percent Low/Mod				100.0%

Annual Accomplishments

Years	Accomplishment Narrative	# Benefiting
2021	To support programming that helps small, local, minority, and women-owned construction companies achieve economic growth through increased opportunities, bid notification, technical assistance, project-specific training, goal-setting and monitoring, and services that maximize the growth and profitability of businesses.	



U.S. Department of Housing and Urban Development
 Office of Community Planning and Development
 Integrated Disbursement and Information System
 CDBG Activity Summary Report (GPR) for Program Year 2021
 NEW HAVEN

Date: 28-Sep-2022
 Time: 12:03
 Page: 86

PGM Year: 2021
Project: 0007 - Hope for New Haven, Inc./CERCLE
IDIS Activity: 3611 - Hope for New Haven, Inc./CERCLE
Status: Open
Location: 81 Olive St New Haven, CT 06511-6910
Objective: Create economic opportunities
Outcome: Sustainability
Matrix Code: ED Technical Assistance (18B) **National Objective:** LMCSV

Activity to prevent, prepare for, and respond to Coronavirus: No

Initial Funding Date: 01/24/2022

Description:
 CERCLE will provide 24 early childhood educators with access to two Early Childhood Education (ECE) cohorts through Gateway Community College. Improving provider credentials will help business owners access increased Federal and State funding designed to compensate child care providers who meet advanced educational and program quality standards. The two ECE courses will support provider progress towards attaining an Associates and/or Bachelor degrees in the field of Early Childhood Education. CERCLE will also develop and implement its Business Leadership Support Series. The series will consist of twelve 2-hour virtual business training sessions. Each session will be led by business experts with an understanding of the Early Childhood Education industry. The series is designed to improve the business acumen of our providers in the areas of business administration, marketing, business automation and systems building, and business management and operations

Financing

	Fund Type	Grant Year	Grant	Funded Amount	Drawn In Program Year	Drawn Thru Program Year
CDBG	EN	2019	B19MC090009	\$31,000.00	\$0.00	\$0.00
Total	Total			\$31,000.00	\$0.00	\$0.00

Proposed Accomplishments

Businesses : 24

Actual Accomplishments

Number assisted:

	Owner		Renter		Total		Person	
	Total	Hispanic	Total	Hispanic	Total	Hispanic	Total	Hispanic
White:	0	0	0	0	0	0		0
Black/African American:	0	0	0	0	0	0	0	0
Asian:	0	0	0	0	0	0	0	0
American Indian/Alaskan Native:	0	0	0	0	0	0	0	0
Native Hawaiian/Other Pacific Islander:	0	0	0	0	0	0	0	0
American Indian/Alaskan Native & White:	0	0	0	0	0	0	0	0
Asian White:	0	0	0	0	0	0	0	0
Black/African American & White:	0	0	0	0	0	0	0	0



U.S. Department of Housing and Urban Development
 Office of Community Planning and Development
 Integrated Disbursement and Information System
 CDBG Activity Summary Report (GPR) for Program Year 2021
 NEW HAVEN

Date: 28-Sep-2022
 Time: 12:03
 Page: 87

American Indian/Alaskan Native & Black/African American:	0	0	0	0	0	0	0	0
Other multi-racial:	0	0	0	0	0	0	0	0
Asian/Pacific Islander:	0	0	0	0	0	0	0	0
Hispanic:	0	0	0	0	0	0	0	0
Total:	0	0	0	0	0	0	0	0
Female-headed Households:	0		0		0			

Income Category:

	Owner	Renter	Total	Person
Extremely Low	0	0	0	0
Low Mod	0	0	0	0
Moderate	0	0	0	0
Non Low Moderate	0	0	0	0
Total	0	0	0	0
Percent Low/Mod				

Annual Accomplishments

Years	Accomplishment Narrative	# Benefitting
2021	Provided 10 early childcare providers with 6 modules of Atlas Training Online CDA program. Provided ongoing administrative support to 10 providers to ensure the efficacy of the program outcomes. Facilitate online and in-person sessions to ensure completion of modules and program. Provide providers with course materials, textbooks and supplies necessary for the successful completion of the program. Provided providers with Pathways Exam Study Sessions	



U.S. Department of Housing and Urban Development
 Office of Community Planning and Development
 Integrated Disbursement and Information System
 CDBG Activity Summary Report (GPR) for Program Year 2021
 NEW HAVEN

Date: 28-Sep-2022
 Time: 12:03
 Page: 88

PGM Year:	2021		
Project:	0008 - Neighborhood Commercial Public Improvements/Main Street Project		
IDIS Activity:	3612 - Neighborhood Commercial Public Improvements/Main Street Project		
Status:	Open	Objective:	Create suitable living environments
Location:	165 Church St New Haven, CT 06510-2010	Outcome:	Sustainability
		Matrix Code:	Other Public Improvements Not Listed in 03A-03S (03Z)
		National Objective:	LMA

Activity to prevent, prepare for, and respond to Coronavirus: No

Initial Funding Date: 01/26/2022

Description:

To support activities which include joint marketing efforts in commercial areas; business planning assistance; facade and building renovations through the city's Facade Improvement Program; and the installation of public infrastructure upgrades to sidewalks, curbs, street furniture, street trees, planters, and signage, and other permanent improvements to entryway corridors in critical commercial districts.
 The City is also taking the next step by assisting with the marketing promotions, organizational development, physical improvements, and business marketing in these target districts.

Financing

	Fund Type	Grant Year	Grant	Funded Amount	Drawn In Program Year	Drawn Thru Program Year
CDBG	EN	2019	B19MC090009	\$28,344.16	\$28,344.16	\$28,344.16
		2020	B20MC090009	\$273,241.00	\$146,905.83	\$146,905.83
Total	Total			\$301,585.16	\$175,249.99	\$175,249.99

Proposed Accomplishments

- People (General) : 1
- Total Population in Service Area: 5,520
- Census Tract Percent Low / Mod: 87.41

Annual Accomplishments

Years	Accomplishment Narrative	# Benefitting
2021	Funds were used for program delivery to continue to support an aggressive effort to improve neighborhood commercial districts as part of the mission to promote private investment, facilitate economic development and improve the City's physical appearance. After years of effort, fundraising, and planning, the city is no longer pursuing plans to build out the commercial laundry cooperative at 188 Bassett St. Given that the building is set up as a commercial office building, converting it contemporary industrial use, including tearing out the second floor and moving in the necessary equipment for a commercial laundry, would be too costly.	



U.S. Department of Housing and Urban Development
 Office of Community Planning and Development
 Integrated Disbursement and Information System
 CDBG Activity Summary Report (GPR) for Program Year 2021
 NEW HAVEN

Date: 28-Sep-2022
 Time: 12:03
 Page: 89

PGM Year: 2021
Project: 0009 - Economic Development Small Business Resource Center
IDIS Activity: 3613 - Economic Development Small Business Resource Center
Status: Open **Objective:** Create economic opportunities
Location: 165 Church St New Haven, CT 06510-2010 **Outcome:** Sustainability
Matrix Code: ED Technical Assistance (18B) **National Objective:** LMCSV

Activity to prevent, prepare for, and respond to Coronavirus: No

Initial Funding Date: 01/26/2022

Description:

SBRCs assistance will support new entrepreneurs ability to start new businesses. SBRC also will provide technical assistance to help entrepreneurs with existing businesses better operate and grow their business. This will foster a stronger economic base in New Haven. This project will further enhance the Citys development of new employment opportunities by connecting entrepreneurs with local banks and early-stage business investors. In addition, the project will provide access to appropriate resources, including financing and ongoing mentoring and guidance. Finally, this project will help further employment opportunities by assisting existing businesses identify new markets and grow their sales, with better marketing, advertising and social media.

Financing

	Fund Type	Grant Year	Grant	Funded Amount	Drawn In Program Year	Drawn Thru Program Year
CDBG	EN	2020	B20MC090009	\$252,413.00	\$226,457.81	\$226,457.81
	PI			\$9,450.00	\$9,450.00	\$9,450.00
Total	Total			\$261,863.00	\$235,907.81	\$235,907.81

Proposed Accomplishments

Businesses : 250

Actual Accomplishments

Number assisted:

	Owner		Renter		Total		Person	
	Total	Hispanic	Total	Hispanic	Total	Hispanic	Total	Hispanic
White:	0	0	0	0	0	0	17	9
Black/African American:	0	0	0	0	0	0	40	0
Asian:	0	0	0	0	0	0	1	0
American Indian/Alaskan Native:	0	0	0	0	0	0	0	0
Native Hawaiian/Other Pacific Islander:	0	0	0	0	0	0	0	0
American Indian/Alaskan Native & White:	0	0	0	0	0	0	0	0
Asian White:	0	0	0	0	0	0	1	0
Black/African American & White:	0	0	0	0	0	0	5	0

CAPER FY 2021-22



U.S. Department of Housing and Urban Development
 Office of Community Planning and Development
 Integrated Disbursement and Information System
 CDBG Activity Summary Report (GPR) for Program Year 2021
 NEW HAVEN

Date: 28-Sep-2022
 Time: 12:03
 Page: 90

American Indian/Alaskan Native & Black/African American:	0	0	0	0	0	0	0	0
Other multi-racial:	0	0	0	0	0	0	4	0
Asian/Pacific Islander:	0	0	0	0	0	0	0	0
Hispanic:	0	0	0	0	0	0	0	0
Total:	0	0	0	0	0	0	68	9
Female-headed Households:	0		0		0			

Income Category:

	Owner	Renter	Total	Person
Extremely Low	0	0	0	27
Low Mod	0	0	0	20
Moderate	0	0	0	15
Non Low Moderate	0	0	0	6
Total	0	0	0	68
Percent Low/Mod				91.2%

Annual Accomplishments

Years	Accomplishment Narrative	# Benefiting
2021	<p>The Small Business Resource Center (SBRC) continued to provide New Haven entrepreneurs with technical assistance, training, access to capital, networking and mentorship. During the Fiscal Year ended June 30, 2022 SBRC outreach efforts brought together entrepreneurs and community members to participate in SBRC sponsored activities. SBRC served clients of the existing businesses serviced received loans and assisted businesses in receiving grants. As a result of For New Haven's new entrepreneurs working on early stage companies, SBRC program participants learn business fundamentals and examine in a comprehensive way the benefits, responsibilities and challenges associated with owning a business. Participants take a skills assessment test to better understand their strengths and weaknesses as potential small business operators. They then follow a carefully curated curriculum that includes components on topics such as incorporation, marketing, accounting, business plan writing and presentation skills to help prepare participants for launch. Each class is taught by an experienced practitioner from the New Haven community and SBRC welcomes local alumni to share their insight and wisdom from the trenches.</p> <p>SBRC has relationships with local and national service and training providers to meet entrepreneurs' needs regardless of the stage of their business or extensiveness of their education. SBRC hosts classes for existing businesses taught in collaboration with the Connecticut Small Business Development Center (SBDC), SCORE and the Small Business Administration.</p>	



U.S. Department of Housing and Urban Development
 Office of Community Planning and Development
 Integrated Disbursement and Information System
 CDBG Activity Summary Report (GPR) for Program Year 2021
 NEW HAVEN

Date: 28-Sep-2022
 Time: 12:03
 Page: 91

PGM Year: 2021
Project: 0010 - New Reach
IDIS Activity: 3614 - New Reach
Status: Open
Location: 269 Peck St New Haven, CT 06513-2932
Objective: Create suitable living environments
Outcome: Availability/accessibility
Matrix Code: Homeless Facilities (not operating costs) (03C) **National Objective:** LMC

Activity to prevent, prepare for, and respond to Coronavirus: No

Initial Funding Date: 01/24/2022

Description:

Funds will cover contractor expenses to improve the building and the sites infrastructure including concrete work to replace the driveway entrance to the apron (and part of the adjoining walkway); and a full roof replacement (including insulation) to address deterioration of multiple layers.

Financing

	Fund Type	Grant Year	Grant	Funded Amount	Drawn In Program Year	Drawn Thru Program Year
CDBG	EN	2019	B19MC090009	\$50,000.00	\$0.00	\$0.00
Total	Total			\$50,000.00	\$0.00	\$0.00

Proposed Accomplishments

Public Facilities : 75

Actual Accomplishments

Number assisted:

	Owner		Renter		Total		Person	
	Total	Hispanic	Total	Hispanic	Total	Hispanic	Total	Hispanic
White:	0	0	0	0	0	0		0
Black/African American:	0	0	0	0	0	0	0	0
Asian:	0	0	0	0	0	0	0	0
American Indian/Alaskan Native:	0	0	0	0	0	0	0	0
Native Hawaiian/Other Pacific Islander:	0	0	0	0	0	0	0	0
American Indian/Alaskan Native & White:	0	0	0	0	0	0	0	0
Asian White:	0	0	0	0	0	0	0	0
Black/African American & White:	0	0	0	0	0	0	0	0
American Indian/Alaskan Native & Black/African American:	0	0	0	0	0	0	0	0
Other multi-racial:	0	0	0	0	0	0	0	0
Asian/Pacific Islander:	0	0	0	0	0	0	0	0
Hispanic:	0	0	0	0	0	0	0	0



U.S. Department of Housing and Urban Development
 Office of Community Planning and Development
 Integrated Disbursement and Information System
 CDBG Activity Summary Report (GPR) for Program Year 2021
 NEW HAVEN

Date: 28-Sep-2022
 Time: 12:03
 Page: 92

Total: 0 0 0 0 0 0 0 0

Female-headed Households: 0 0 0 0

Income Category:

	Owner	Renter	Total	Person
Extremely Low	0	0	0	0
Low Mod	0	0	0	0
Moderate	0	0	0	0
Non Low Moderate	0	0	0	0
Total	0	0	0	0
Percent Low/Mod				

Annual Accomplishments

Years	Accomplishment Narrative	# Benefiting
2021	No funds were expended on the project over the Program Year. Funds have been extended into the new 2022-23 PY in support of the program.	



U.S. Department of Housing and Urban Development
 Office of Community Planning and Development
 Integrated Disbursement and Information System
 CDBG Activity Summary Report (GPR) for Program Year 2021
 NEW HAVEN

Date: 28-Sep-2022
 Time: 12:03
 Page: 93

PGM Year: 2021
Project: 0011 - Youth Continuum
IDIS Activity: 3615 - Youth Continuum
Status: Open
Location: 141 Valley St New Haven, CT 06515-1211
Objective: Create suitable living environments
Outcome: Availability/accessibility
Matrix Code: Homeless Facilities (not operating costs) (03C)
National Objective: LMC

Activity to prevent, prepare for, and respond to Coronavirus: No

Initial Funding Date: 01/24/2022

Description:
 Support the construction of Youth Continuum's Y2Y New Haven Crises Housing Project and will add 8 additional bed to the organizations emergency housing capacity. With the addition of these beds, the agency expects to serve 100 unaccompanied, literally homeless youth aged 18-24 annually. Youth Continuum has raised over 95% of the funds needed to complete the project located at 924 Grand Avenue. The project will add a 2nd floor, renovate offices on the 1st floor and turn the basement into usable office and program space.

Financing

	Fund Type	Grant Year	Grant	Funded Amount	Drawn In Program Year	Drawn Thru Program Year
CDBG	EN	2019	B19MC090009	\$50,000.00	\$0.00	\$0.00
Total	Total			\$50,000.00	\$0.00	\$0.00

Proposed Accomplishments

Public Facilities : 20

Actual Accomplishments

Number assisted:

	Owner		Renter		Total		Person	
	Total	Hispanic	Total	Hispanic	Total	Hispanic	Total	Hispanic
White:	0	0	0	0	0	0	0	0
Black/African American:	0	0	0	0	0	0	0	0
Asian:	0	0	0	0	0	0	0	0
American Indian/Alaskan Native:	0	0	0	0	0	0	0	0
Native Hawaiian/Other Pacific Islander:	0	0	0	0	0	0	0	0
American Indian/Alaskan Native & White:	0	0	0	0	0	0	0	0
Asian White:	0	0	0	0	0	0	0	0
Black/African American & White:	0	0	0	0	0	0	0	0
American Indian/Alaskan Native & Black/African American:	0	0	0	0	0	0	0	0
Other multi-racial:	0	0	0	0	0	0	0	0
Asian/Pacific Islander:	0	0	0	0	0	0	0	0

CAPER FY 2021-22



U.S. Department of Housing and Urban Development
 Office of Community Planning and Development
 Integrated Disbursement and Information System
 CDBG Activity Summary Report (GPR) for Program Year 2021
 NEW HAVEN

Date: 28-Sep-2022
 Time: 12:03
 Page: 94

Hispanic:	0	0	0	0	0	0	0	0	0
Total:	0	0	0	0	0	0	0	0	0

Female-headed Households: 0 0 0 0

Income Category:

	Owner	Renter	Total	Person
Extremely Low	0	0	0	0
Low Mod	0	0	0	0
Moderate	0	0	0	0
Non Low Moderate	0	0	0	0
Total	0	0	0	0

Percent Low/Mod

Annual Accomplishments

Years	Accomplishment Narrative	# Benefiting
2021	No funds have been expended during the program year.	



U.S. Department of Housing and Urban Development
 Office of Community Planning and Development
 Integrated Disbursement and Information System
 CDBG Activity Summary Report (GPR) for Program Year 2021
 NEW HAVEN

Date: 28-Sep-2022
 Time: 12:03
 Page: 95

PGM Year:	2021				
Project:	0012 - LCI Public Improvements				
IDIS Activity:	3616 - LCI Public Improvements				
Status:	Open	Objective:	Provide decent affordable housing		
Location:	165 Church St New Haven, CT 06510-2010	Outcome:	Affordability		
		Matrix Code:	Other Public Improvements Not Listed in 03A-03S (03Z)	National Objective:	LMC

Activity to prevent, prepare for, and respond to Coronavirus: No

Initial Funding Date: 01/26/2022

Description:

The Administrative Services Division of LCI uses public improvements funding on permanent improvements. To provide necessary repairs to public facilities: shelters, health care centers, and any other public use structure or land such as neighborhood gardens to support neighborhood revitalization and stabilization.

Financing

	Fund Type	Grant Year	Grant	Funded Amount	Drawn In Program Year	Drawn Thru Program Year
CDBG	EN	2020	B20MC090009	\$150,000.00	\$30,100.71	\$30,100.71
Total	Total			\$150,000.00	\$30,100.71	\$30,100.71

Proposed Accomplishments

People (General) : 7

Actual Accomplishments

Number assisted:

	Owner		Renter		Total		Person	
	Total	Hispanic	Total	Hispanic	Total	Hispanic	Total	Hispanic
White:	0	0	0	0	0	0		0
Black/African American:	0	0	0	0	0	0	0	0
Asian:	0	0	0	0	0	0	0	0
American Indian/Alaskan Native:	0	0	0	0	0	0	0	0
Native Hawaiian/Other Pacific Islander:	0	0	0	0	0	0	0	0
American Indian/Alaskan Native & White:	0	0	0	0	0	0	0	0
Asian White:	0	0	0	0	0	0	0	0
Black/African American & White:	0	0	0	0	0	0	0	0
American Indian/Alaskan Native & Black/African American:	0	0	0	0	0	0	0	0
Other multi-racial:	0	0	0	0	0	0	0	0
Asian/Pacific Islander:	0	0	0	0	0	0	0	0
Hispanic:	0	0	0	0	0	0	0	0

CAPER FY 2021-22



U.S. Department of Housing and Urban Development
 Office of Community Planning and Development
 Integrated Disbursement and Information System
 CDBG Activity Summary Report (GPR) for Program Year 2021
 NEW HAVEN

Date: 28-Sep-2022
 Time: 12:03
 Page: 96

Total: 0 0 0 0 0 0 0 0

Female-headed Households: 0 0 0 0

Income Category:

	Owner	Renter	Total	Person
Extremely Low	0	0	0	0
Low Mod	0	0	0	0
Moderate	0	0	0	0
Non Low Moderate	0	0	0	0
Total	0	0	0	0
Percent Low/Mod				

Annual Accomplishments

Years	Accomplishment Narrative	# Benefiting
2021	CDBG funds were utilized for project delivery costs related to the management of facility improvements and anti-blight improvements. Funds were expended for program delivery in support facility improvements referenced in the CAPER.	



U.S. Department of Housing and Urban Development
 Office of Community Planning and Development
 Integrated Disbursement and Information System
 CDBG Activity Summary Report (GPR) for Program Year 2021
 NEW HAVEN

Date: 28-Sep-2022
 Time: 12:03
 Page: 97

PGM Year: 2021
Project: 0013 - The Towers at Tower Lane
IDIS Activity: 3617 - The Towers at Tower Lane
Status: Open **Objective:** Create suitable living environments
Location: 18 Tower Ln New Haven, CT 06519-1764 **Outcome:** Availability/accessibility
Matrix Code: Senior Centers (03A) **National Objective:** LMC

Activity to prevent, prepare for, and respond to Coronavirus: No

Initial Funding Date: 01/24/2022

Description:
 The Towers, built in 1971, is in need of repairs/upgrades to our boiler system which is at times causing our seniors to be too cold and at other times too warm. It is common to see open windows in the middle of winter because the boiler is not working properly and making our seniors oppressively warm. At other times we send portable heaters to our residents apartments in an attempt to keep them warm. The second deficiency we must address is our buildings security. The exterior camera system will complete an already robust project for which we have secured more than half the funding needed. We have implemented several measures to improve the security of our building and protect our seniors from potential harm.

Financing

	Fund Type	Grant Year	Grant	Funded Amount	Drawn In Program Year	Drawn Thru Program Year
CDBG	EN	2019	B19MC090009	\$35,000.00	\$35,000.00	\$35,000.00
Total	Total			\$35,000.00	\$35,000.00	\$35,000.00

Proposed Accomplishments

Public Facilities : 328

Actual Accomplishments

Number assisted:

	Owner		Renter		Total		Person	
	Total	Hispanic	Total	Hispanic	Total	Hispanic	Total	Hispanic
White:	0	0	0	0	0	0		0
Black/African American:	0	0	0	0	0	0	0	0
Asian:	0	0	0	0	0	0	0	0
American Indian/Alaskan Native:	0	0	0	0	0	0	0	0
Native Hawaiian/Other Pacific Islander:	0	0	0	0	0	0	0	0
American Indian/Alaskan Native & White:	0	0	0	0	0	0	0	0
Asian White:	0	0	0	0	0	0	0	0
Black/African American & White:	0	0	0	0	0	0	0	0
American Indian/Alaskan Native & Black/African American:	0	0	0	0	0	0	0	0
Other multi-racial:	0	0	0	0	0	0	0	0



U.S. Department of Housing and Urban Development
 Office of Community Planning and Development
 Integrated Disbursement and Information System
 CDBG Activity Summary Report (GPR) for Program Year 2021
 NEW HAVEN

Date: 28-Sep-2022
 Time: 12:03
 Page: 98

Asian/Pacific Islander:	0	0	0	0	0	0	0	0
Hispanic:	0	0	0	0	0	0	0	0
Total:	0	0	0	0	0	0	0	0

Female-headed Households: 0 0 0 0

Income Category:

	Owner	Renter	Total	Person
Extremely Low	0	0	0	0
Low Mod	0	0	0	0
Moderate	0	0	0	0
Non Low Moderate	0	0	0	0
Total	0	0	0	0

Percent Low/Mod

Annual Accomplishments

Years	Accomplishment Narrative	# Benefiting
2021	CDBG funding was used to support repairs/upgrades to its boiler system which at times caused seniors to be too cold and at other times too warm.	



U.S. Department of Housing and Urban Development
 Office of Community Planning and Development
 Integrated Disbursement and Information System
 CDBG Activity Summary Report (GPR) for Program Year 2021
 NEW HAVEN

Date: 28-Sep-2022
 Time: 12:03
 Page: 99

PGM Year: 2021
Project: 0014 - Mary Wade Home
IDIS Activity: 3618 - Mary Wade Home

Status: Open Objective: Create suitable living environments
 Location: 118 Clinton Ave New Haven, CT 06513-3100 Outcome: Availability/accessibility
 Matrix Code: Homeless Facilities (not operating costs) (03C) National Objective: LMC

Activity to prevent, prepare for, and respond to Coronavirus: No

Initial Funding Date: 01/24/2022

Description:
 Funds will be used to purchase and install new vinyl, Energy Star rated windows to replace replacement windows in the Boardman Residence.
 The objective of the project is to replace 108 windows located in the apartments, common space and office areas of the Boardman building with quality vinyl windows.

Financing

	Fund Type	Grant Year	Grant	Funded Amount	Drawn In Program Year	Drawn Thru Program Year
CDBG	EN	2019	B19MC090009	\$16,150.00	\$0.00	\$0.00
		2020	B20MC090009	\$50,000.00	\$0.00	\$0.00
Total	Total			\$66,150.00	\$0.00	\$0.00

Proposed Accomplishments

Public Facilities : 9

Actual Accomplishments

Number assisted:

	Owner		Renter		Total		Person	
	Total	Hispanic	Total	Hispanic	Total	Hispanic	Total	Hispanic
White:	0	0	0	0	0	0		0
Black/African American:	0	0	0	0	0	0	0	0
Asian:	0	0	0	0	0	0	0	0
American Indian/Alaskan Native:	0	0	0	0	0	0	0	0
Native Hawaiian/Other Pacific Islander:	0	0	0	0	0	0	0	0
American Indian/Alaskan Native & White:	0	0	0	0	0	0	0	0
Asian White:	0	0	0	0	0	0	0	0
Black/African American & White:	0	0	0	0	0	0	0	0
American Indian/Alaskan Native & Black/African American:	0	0	0	0	0	0	0	0
Other multi-racial:	0	0	0	0	0	0	0	0
Asian/Pacific Islander:	0	0	0	0	0	0	0	0



U.S. Department of Housing and Urban Development
 Office of Community Planning and Development
 Integrated Disbursement and Information System
 CDBG Activity Summary Report (GPR) for Program Year 2021
 NEW HAVEN

Date: 28-Sep-2022
 Time: 12:03
 Page: 100

Hispanic:	0	0	0	0	0	0	0	0	0
Total:	0	0	0	0	0	0	0	0	0

Female-headed Households: 0 0 0 0

Income Category:

	Owner	Renter	Total	Person
Extremely Low	0	0	0	0
Low Mod	0	0	0	0
Moderate	0	0	0	0
Non Low Moderate	0	0	0	0
Total	0	0	0	0

Percent Low/Mod

Annual Accomplishments

Years	Accomplishment Narrative	# Benefiting
2021	No funds have been expended to date. The City's Commission on Equal Opportunities Office has evaluated and approved the contractor selected to perform the work. Funds are committed.	



U.S. Department of Housing and Urban Development
 Office of Community Planning and Development
 Integrated Disbursement and Information System
 CDBG Activity Summary Report (GPR) for Program Year 2021
 NEW HAVEN

Date: 28-Sep-2022
 Time: 12:03
 Page: 101

PGM Year: 2021
Project: 0015 - Downtown Evening Soup Kitchen (DESK)
IDIS Activity: 3619 - Downtown Evening Soup Kitchen (DESK)
Status: Open
Location: 266 State St New Haven, CT 06510-3117
Objective: Create suitable living environments
Outcome: Availability/accessibility
Matrix Code: Homeless Facilities (not operating costs) (03C) **National Objective:** LMC

Activity to prevent, prepare for, and respond to Coronavirus: No

Initial Funding Date: 01/24/2022

Description:
 For improvements to the resource center facility located at 266 State Street.

Financing

	Fund Type	Grant Year	Grant	Funded Amount	Drawn In Program Year	Drawn Thru Program Year
CDBG	EN	2020	B20MC090009	\$50,000.00	\$0.00	\$0.00
Total	Total			\$50,000.00	\$0.00	\$0.00

Proposed Accomplishments

Public Facilities : 127

Actual Accomplishments

Number assisted:

	Owner		Renter		Total		Person	
	Total	Hispanic	Total	Hispanic	Total	Hispanic	Total	Hispanic
White:	0	0	0	0	0	0		0
Black/African American:	0	0	0	0	0	0	0	0
Asian:	0	0	0	0	0	0	0	0
American Indian/Alaskan Native:	0	0	0	0	0	0	0	0
Native Hawaiian/Other Pacific Islander:	0	0	0	0	0	0	0	0
American Indian/Alaskan Native & White:	0	0	0	0	0	0	0	0
Asian White:	0	0	0	0	0	0	0	0
Black/African American & White:	0	0	0	0	0	0	0	0
American Indian/Alaskan Native & Black/African American:	0	0	0	0	0	0	0	0
Other multi-racial:	0	0	0	0	0	0	0	0
Asian/Pacific Islander:	0	0	0	0	0	0	0	0
Hispanic:	0	0	0	0	0	0	0	0
Total:	0	0	0	0	0	0	0	0

CAPER FY 2021-22



U.S. Department of Housing and Urban Development
 Office of Community Planning and Development
 Integrated Disbursement and Information System
 CDBG Activity Summary Report (GPR) for Program Year 2021
 NEW HAVEN

Date: 28-Sep-2022
 Time: 12:03
 Page: 102

Female-headed Households: 0 0 0

Income Category:

	Owner	Renter	Total	Person
Extremely Low	0	0	0	0
Low Mod	0	0	0	0
Moderate	0	0	0	0
Non Low Moderate	0	0	0	0
Total	0	0	0	0
Percent Low/Mod				

Annual Accomplishments

Years	Accomplishment Narrative	# Benefitting
2021	No funds were expended during the program year. Plans were awaiting SHPO (CT State Historic Preservation Office) approval. DESK has requested additional funding under the City's PY 22-23 CDBG Program. Combined, these CDBG resources will help DESK provide the needed access, safety and HVAC improvements in the upcoming program year.	



U.S. Department of Housing and Urban Development
 Office of Community Planning and Development
 Integrated Disbursement and Information System
 CDBG Activity Summary Report (GPR) for Program Year 2021
 NEW HAVEN

Date: 28-Sep-2022
 Time: 12:03
 Page: 103

PGM Year: 2021
Project: 0016 - The Connection
IDIS Activity: 3620 - The Connection

Status: Open Objective: Create suitable living environments
 Location: 100 Roscommon Dr Ste 203 Middletown, CT 06457-7558 Outcome: Availability/accessibility
 Matrix Code: Other Public Improvements Not Listed National Objective: LMC
 in 03A-03S (03Z)

Activity to prevent, prepare for, and respond to Coronavirus: No

Initial Funding Date: 01/24/2022

Description:

The Connection is seeking funding to repair its highly specialized heating/hot water system. 48 Howe St is a historical building owned and managed by The Connection which currently houses five residential and reentry programs for the State of CT serving approx. 1,000 clients a year. The building also provides shelter for program clients in the event of electrical outages or other natural disasters. In 2013 The Connection installed a state of the art Cogeneration (Cogen) unit which generates about 25% of all electricity used by the facility. A byproduct of the Cogen system is the production of hot water which is recirculated and provides 75% of the hot water for the building reducing the need to run the building's hot water heaters. The system has reached its capacity of 30,000 hours of operation and now needs engine repairs and servicing to remain functional. Engine repair and servicing cost are estimated at \$27,368 and the agency has also included an estimate for a service contract as part of its budget.

Financing

	Fund Type	Grant Year	Grant	Funded Amount	Drawn In Program Year	Drawn Thru Program Year
CDBG	EN	2020	B20MC090009	\$30,000.00	\$0.00	\$0.00
Total	Total			\$30,000.00	\$0.00	\$0.00

Proposed Accomplishments

People (General) : 926

Actual Accomplishments

Number assisted:

	Owner		Renter		Total		Person	
	Total	Hispanic	Total	Hispanic	Total	Hispanic	Total	Hispanic
White:	0	0	0	0	0	0	0	0
Black/African American:	0	0	0	0	0	0	0	0
Asian:	0	0	0	0	0	0	0	0
American Indian/Alaskan Native:	0	0	0	0	0	0	0	0
Native Hawaiian/Other Pacific Islander:	0	0	0	0	0	0	0	0
American Indian/Alaskan Native & White:	0	0	0	0	0	0	0	0
Asian White:	0	0	0	0	0	0	0	0
Black/African American & White:	0	0	0	0	0	0	0	0



U.S. Department of Housing and Urban Development
 Office of Community Planning and Development
 Integrated Disbursement and Information System
 CDBG Activity Summary Report (GPR) for Program Year 2021
 NEW HAVEN

Date: 28-Sep-2022
 Time: 12:03
 Page: 104

American Indian/Alaskan Native & Black/African American:	0	0	0	0	0	0	0	0
Other multi-racial:	0	0	0	0	0	0	0	0
Asian/Pacific Islander:	0	0	0	0	0	0	0	0
Hispanic:	0	0	0	0	0	0	0	0
Total:	0	0	0	0	0	0	0	0
Female-headed Households:	0		0		0			

Income Category:

	Owner	Renter	Total	Person
Extremely Low	0	0	0	0
Low Mod	0	0	0	0
Moderate	0	0	0	0
Non Low Moderate	0	0	0	0
Total	0	0	0	0
Percent Low/Mod				

Annual Accomplishments

Years	Accomplishment Narrative	# Benefitting
2021	No funds were expended during the program year. Funds will be carried over and available in program year 2022.	



U.S. Department of Housing and Urban Development
 Office of Community Planning and Development
 Integrated Disbursement and Information System
 CDBG Activity Summary Report (GPR) for Program Year 2021
 NEW HAVEN

Date: 28-Sep-2022
 Time: 12:03
 Page: 105

PGM Year:	2021	Objective:	Create suitable living environments
Project:	0017 - Ring One Boxing	Outcome:	Availability/accessibility
IDIS Activity:	3621 - Ring One Boxing	Matrix Code:	Other Public Improvements Not Listed in 03A-03S (03Z)
Status:	Open	National Objective:	LMC
Location:	790 Congress Ave New Haven, CT 06519-1219		

Activity to prevent, prepare for, and respond to Coronavirus: No

Initial Funding Date: 01/24/2022

Description:

Funds will be used to support rehabilitation of the three-story structure in the North Hill neighborhood used for a Youth Boxing Program. Grant funds will support improvements to the ground level of the structure, which is 2,522 square feet of floor space. This area is used for all boxing classes and youth group activities. It includes two bathrooms and a single shower. Renovations will also be made to the outdoor space in the back of the building, which is approximately 1,930 square feet. Although the organization has made effort to keep the program open with little income from membership fees, regular wear and tear and unforeseen maintenance issues have left the structure and facilities run down and dilapidated. The structure needs major renovations from the roof all the way down to the floor tiles, and there are certain health concerns that must be addressed immediately. The lead-based paint is yellowed and peeling off the wall, and there are several holes in the ceiling evidently caused by plumbing issues. Many of the hanging wall mirrors are cracked, broken, or missing and the carpet is extremely worn with rips and stains.

Financing

	Fund Type	Grant Year	Grant	Funded Amount	Drawn In Program Year	Drawn Thru Program Year
CDBG	EN	2020	B20MC090009	\$172,050.00	\$0.00	\$0.00
Total	Total			\$172,050.00	\$0.00	\$0.00

Proposed Accomplishments

People (General) : 75

Actual Accomplishments

Number assisted:

	Owner		Renter		Total		Person	
	Total	Hispanic	Total	Hispanic	Total	Hispanic	Total	Hispanic
White:	0	0	0	0	0	0	0	0
Black/African American:	0	0	0	0	0	0	0	0
Asian:	0	0	0	0	0	0	0	0
American Indian/Alaskan Native:	0	0	0	0	0	0	0	0
Native Hawaiian/Other Pacific Islander:	0	0	0	0	0	0	0	0
American Indian/Alaskan Native & White:	0	0	0	0	0	0	0	0
Asian White:	0	0	0	0	0	0	0	0

CAPER FY 2021-22



U.S. Department of Housing and Urban Development
 Office of Community Planning and Development
 Integrated Disbursement and Information System
 CDBG Activity Summary Report (GPR) for Program Year 2021
 NEW HAVEN

Date: 28-Sep-2022
 Time: 12:03
 Page: 106

Black/African American & White:	0	0	0	0	0	0	0	0
American Indian/Alaskan Native & Black/African American:	0	0	0	0	0	0	0	0
Other multi-racial:	0	0	0	0	0	0	0	0
Asian/Pacific Islander:	0	0	0	0	0	0	0	0
Hispanic:	0	0	0	0	0	0	0	0
Total:	0	0	0	0	0	0	0	0

Female-headed Households: 0 0 0 0

Income Category:

	Owner	Renter	Total	Person
Extremely Low	0	0	0	0
Low Mod	0	0	0	0
Moderate	0	0	0	0
Non Low Moderate	0	0	0	0
Total	0	0	0	0
Percent Low/Mod				

Annual Accomplishments

Years	Accomplishment Narrative	# Benefiting
2021	No funds were expended during the program year. Funds will be carried over and available in program year 2022. The development of project specifications and finance packaging are currently underway.	



U.S. Department of Housing and Urban Development
 Office of Community Planning and Development
 Integrated Disbursement and Information System
 CDBG Activity Summary Report (GPR) for Program Year 2021
 NEW HAVEN

Date: 28-Sep-2022
 Time: 12:03
 Page: 107

PGM Year: 2021
Project: 0018 - r'Kids
IDIS Activity: 3622 - r'Kids

Status: Completed 6/30/2022 12:00:00 AM
 Location: 45 Dixwell Ave New Haven, CT 06511-3403

Objective: Create suitable living environments
 Outcome: Availability/accessibility
 Matrix Code: Other Public Improvements Not Listed
 National Objective: LMA
 in 03A-03S (03Z)

Activity to prevent, prepare for, and respond to Coronavirus: No

Initial Funding Date: 01/24/2022

Description:
 For installation of a security system which will provide one entrance for parents and another for the child and foster parents allowing for a safer environment for everyone.

Financing

	Fund Type	Grant Year	Grant	Funded Amount	Drawn In Program Year	Drawn Thru Program Year
CDBG	EN	2019	B19MC090009	\$40,131.00	\$40,131.00	\$40,131.00
Total	Total			\$40,131.00	\$40,131.00	\$40,131.00

Proposed Accomplishments
 People (General) : 220
 Total Population in Service Area: 38,695
 Census Tract Percent Low / Mod: 75.49

Annual Accomplishments

Years	Accomplishment Narrative	# Benefitting
2021	CDBG funding was used to support the installation of a security system. The security system provides one entrance for parents and another for the child and foster parents allowing for a safer environment for all. Project was completed May 2022.	



U.S. Department of Housing and Urban Development
 Office of Community Planning and Development
 Integrated Disbursement and Information System
 CDBG Activity Summary Report (GPR) for Program Year 2021
 NEW HAVEN

Date: 28-Sep-2022
 Time: 12:03
 Page: 108

PGM Year: 2021
Project: 0019 - Cornell Scott Hill Health Corp
IDIS Activity: 3623 - Cornell Scott Hill Health Corp
Status: Open
Location: 400 Columbus Ave New Haven, CT 06519-1233
Objective: Create suitable living environments
Outcome: Availability/accessibility
Matrix Code: Health Facilities (03P) **National Objective:** LMC

Activity to prevent, prepare for, and respond to Coronavirus: No

Initial Funding Date: 01/24/2022

Description:

To improve the entranceway of the main care site located at 400-428 Columbus Avenue.

Financing

	Fund Type	Grant Year	Grant	Funded Amount	Drawn In Program Year	Drawn Thru Program Year
CDBG	EN	2020	B20MC090009	\$20,000.00	\$0.00	\$0.00
Total	Total			\$20,000.00	\$0.00	\$0.00

Proposed Accomplishments

Public Facilities : 11,210

Actual Accomplishments

Number assisted:

	Owner		Renter		Total		Person	
	Total	Hispanic	Total	Hispanic	Total	Hispanic	Total	Hispanic
White:	0	0	0	0	0	0		0
Black/African American:	0	0	0	0	0	0	0	0
Asian:	0	0	0	0	0	0	0	0
American Indian/Alaskan Native:	0	0	0	0	0	0	0	0
Native Hawaiian/Other Pacific Islander:	0	0	0	0	0	0	0	0
American Indian/Alaskan Native & White:	0	0	0	0	0	0	0	0
Asian White:	0	0	0	0	0	0	0	0
Black/African American & White:	0	0	0	0	0	0	0	0
American Indian/Alaskan Native & Black/African American:	0	0	0	0	0	0	0	0
Other multi-racial:	0	0	0	0	0	0	0	0
Asian/Pacific Islander:	0	0	0	0	0	0	0	0
Hispanic:	0	0	0	0	0	0	0	0
Total:	0	0	0	0	0	0	0	0

CAPER FY 2021-22



U.S. Department of Housing and Urban Development
 Office of Community Planning and Development
 Integrated Disbursement and Information System
 CDBG Activity Summary Report (GPR) for Program Year 2021
 NEW HAVEN

Date: 28-Sep-2022
 Time: 12:03
 Page: 109

Female-headed Households: 0 0 0

Income Category:

	Owner	Renter	Total	Person
Extremely Low	0	0	0	0
Low Mod	0	0	0	0
Moderate	0	0	0	0
Non Low Moderate	0	0	0	0
Total	0	0	0	0
Percent Low/Mod				

Annual Accomplishments

Years	Accomplishment Narrative	# Benefitting
2021	The agency's match funding will be used to complete the project by purchasing and installing permeant benches and concrete planters and/or bollards to improve the entryway exterior and repainting the columns, facade and overhang in front of the building. No funds were expended during the program year. To be expended in 2022-23 PY.	



U.S. Department of Housing and Urban Development
 Office of Community Planning and Development
 Integrated Disbursement and Information System
 CDBG Activity Summary Report (GPR) for Program Year 2021
 NEW HAVEN

Date: 28-Sep-2022
 Time: 12:03
 Page: 110

PGM Year: 2021
Project: 0020 - Continuum of Care - Halfway House 599 Howard St.
IDIS Activity: 3624 - Continuum of Care - Halfway House 599 Howard St.
Status: Open
Location: 109 Legion Ave New Haven, CT 06519-5506
Objective: Create suitable living environments
Outcome: Availability/accessibility
Matrix Code: Rehab; Multi-Unit Residential (14B) **National Objective:** LMH

Activity to prevent, prepare for, and respond to Coronavirus: No

Initial Funding Date: 01/24/2022

Description:
 To complete gut renovations to four of the six bathrooms at Continuum of Care's Halfway House at 599 Howard Avenue. The targeted four bathrooms are in need of rehabilitation due to age and deterioration caused by high use within the rooming house. Each bathroom will require new plumbing and electrical renovations, new plumbing fixtures, vent fans, floor tiles and tile wainscoting for durability and sanitation.

Financing

	Fund Type	Grant Year	Grant	Funded Amount	Drawn In Program Year	Drawn Thru Program Year
CDBG	EN	2020	B20MC090009	\$34,214.00	\$0.00	\$0.00
Total	Total			\$34,214.00	\$0.00	\$0.00

Proposed Accomplishments

Housing Units : 13

Actual Accomplishments

Number assisted:

	Owner		Renter		Total		Person	
	Total	Hispanic	Total	Hispanic	Total	Hispanic	Total	Hispanic
White:	0	0	0	0	0	0	0	0
Black/African American:	0	0	0	0	0	0	0	0
Asian:	0	0	0	0	0	0	0	0
American Indian/Alaskan Native:	0	0	0	0	0	0	0	0
Native Hawaiian/Other Pacific Islander:	0	0	0	0	0	0	0	0
American Indian/Alaskan Native & White:	0	0	0	0	0	0	0	0
Asian White:	0	0	0	0	0	0	0	0
Black/African American & White:	0	0	0	0	0	0	0	0
American Indian/Alaskan Native & Black/African American:	0	0	0	0	0	0	0	0
Other multi-racial:	0	0	0	0	0	0	0	0
Asian/Pacific Islander:	0	0	0	0	0	0	0	0
Hispanic:	0	0	0	0	0	0	0	0

CAPER FY 2021-22



U.S. Department of Housing and Urban Development
 Office of Community Planning and Development
 Integrated Disbursement and Information System
 CDBG Activity Summary Report (GPR) for Program Year 2021
 NEW HAVEN

Date: 28-Sep-2022
 Time: 12:03
 Page: 111

Total: 0 0 0 0 0 0 0 0

Female-headed Households: 0 0 0 0

Income Category:

	Owner	Renter	Total	Person
Extremely Low	0	0	0	0
Low Mod	0	0	0	0
Moderate	0	0	0	0
Non Low Moderate	0	0	0	0
Total	0	0	0	0
Percent Low/Mod				

Annual Accomplishments

Years	Accomplishment Narrative	# Benefiting
2021	No Activity occurred during the Program Year. Funds will remain to support the activity during the 2022-23 Program Year.	



U.S. Department of Housing and Urban Development
 Office of Community Planning and Development
 Integrated Disbursement and Information System
 CDBG Activity Summary Report (GPR) for Program Year 2021
 NEW HAVEN

Date: 28-Sep-2022
 Time: 12:03
 Page: 112

PGM Year: 2021
Project: 0021 - Housing Code Enforcement
IDIS Activity: 3625 - Housing Code Enforcement
Status: Open
Location: 165 Church St New Haven, CT 06510-2010
Objective: Provide decent affordable housing
Outcome: Sustainability
Matrix Code: Code Enforcement (15) **National Objective:** LMA

Activity to prevent, prepare for, and respond to Coronavirus: No

Initial Funding Date: 01/26/2022

Description:

The Code Enforcement program will proactively enforce local housing, building, health, fire and zoning codes and eliminate and reduce slum and blighting influences in the City. CDBG funded Code Enforcement activities are conducted in the City's low- and moderate-income areas, which include Census Tracts 1402, 1403, 1405, 1406, 1407, 1413, 1415, 1416, 1421 and 1423.

Financing

	Fund Type	Grant Year	Grant	Funded Amount	Drawn In Program Year	Drawn Thru Program Year
CDBG	EN	2018	B18MC090009	\$2,817.99	\$2,817.99	\$2,817.99
		2019	B19MC090009	\$267,880.13	\$267,880.13	\$267,880.13
		2020	B20MC090009	\$565,036.86	\$565,036.86	\$565,036.86
	LA	2014	B14MC090009	\$280,222.59	\$280,222.59	\$280,222.59
Total	Total			\$1,115,957.57	\$1,115,957.57	\$1,115,957.57

Proposed Accomplishments

People (General) : 1,800
 Total Population in Service Area: 54,975
 Census Tract Percent Low / Mod: 75.96

Annual Accomplishments

Years	Accomplishment Narrative	# Benefitting
2021	Program delivery for inspections, investigations and surveys of housing units for code violations in deteriorated areas combining code enforcement, together with public or private improvements, rehabilitation or enhanced services to arrest decline of the area. Provided proactive response to arrest blight and to eliminate substandard housing conditions. Funding provided program delivery for City Housing Code Enforcement Officers to inspect and re-inspected units for housing code issues and follow-ups in defined neighborhoods to arrest further deterioration as determined at the time of application. The eligible target areas were Dwight, Hill, Fair Haven, Dixwell and Newhallville. These neighborhoods contained the greatest concentration of housing in need of repair and are also the location of other targeted community development improvements using public and private funds. Housing code inspections were done in CDBG investment areas through referrals. City Housing Code Enforcement Officers inspected and re-inspected a total of 1800 units for housing code issues and follow-ups in defined neighborhoods to arrest further deterioration as determined at the time of application. The properties were inspected, and the owners are then notified of the code violations that need to be addressed.	



U.S. Department of Housing and Urban Development
 Office of Community Planning and Development
 Integrated Disbursement and Information System
 CDBG Activity Summary Report (GPR) for Program Year 2021
 NEW HAVEN

Date: 28-Sep-2022
 Time: 12:03
 Page: 113

PGM Year: 2021
Project: 0022 - Whalley Ave. Housing II, Project of Marakech
IDIS Activity: 3626 - Whalley Ave. Housing II, Project of Marakech
Status: Open
Location: 6 Lunar Dr Woodbridge, CT 06525-2322
Objective: Create suitable living environments
Outcome: Availability/accessibility
Matrix Code: Rehab; Multi-Unit Residential (14B) **National Objective:** LMH

Activity to prevent, prepare for, and respond to Coronavirus: No

Initial Funding Date: 01/24/2022

Description:

to hire a roofing contractor to strip the existing roof, correct any defects in the roof decking, drains and roof structure and insulation and reinstall new roofing

Financing

	Fund Type	Grant Year	Grant	Funded Amount	Drawn In Program Year	Drawn Thru Program Year
CDBG	EN	2020	B20MC090009	\$50,000.00	\$0.00	\$0.00
Total	Total			\$50,000.00	\$0.00	\$0.00

Proposed Accomplishments

Housing Units : 11

Actual Accomplishments

Number assisted:

	Owner		Renter		Total		Person	
	Total	Hispanic	Total	Hispanic	Total	Hispanic	Total	Hispanic
White:	0	0	0	0	0	0		0
Black/African American:	0	0	0	0	0	0	0	0
Asian:	0	0	0	0	0	0	0	0
American Indian/Alaskan Native:	0	0	0	0	0	0	0	0
Native Hawaiian/Other Pacific Islander:	0	0	0	0	0	0	0	0
American Indian/Alaskan Native & White:	0	0	0	0	0	0	0	0
Asian White:	0	0	0	0	0	0	0	0
Black/African American & White:	0	0	0	0	0	0	0	0
American Indian/Alaskan Native & Black/African American:	0	0	0	0	0	0	0	0
Other multi-racial:	0	0	0	0	0	0	0	0
Asian/Pacific Islander:	0	0	0	0	0	0	0	0
Hispanic:	0	0	0	0	0	0	0	0
Total:	0	0	0	0	0	0	0	0

CAPER FY 2021-22



U.S. Department of Housing and Urban Development
 Office of Community Planning and Development
 Integrated Disbursement and Information System
 CDBG Activity Summary Report (GPR) for Program Year 2021
 NEW HAVEN

Date: 28-Sep-2022
 Time: 12:03
 Page: 114

Female-headed Households: 0 0 0

Income Category:

	Owner	Renter	Total	Person
Extremely Low	0	0	0	0
Low Mod	0	0	0	0
Moderate	0	0	0	0
Non Low Moderate	0	0	0	0
Total	0	0	0	0
Percent Low/Mod				

Annual Accomplishments

Years	Accomplishment Narrative	# Benefitting
2021	No activity occurred during the program year. Funds will be used during the 2022-23 Program Year.	



U.S. Department of Housing and Urban Development
 Office of Community Planning and Development
 Integrated Disbursement and Information System
 CDBG Activity Summary Report (GPR) for Program Year 2021
 NEW HAVEN

Date: 28-Sep-2022
 Time: 12:03
 Page: 115

PGM Year: 2021
Project: 0023 - LCI Residential Rehab Program
IDIS Activity: 3627 - LCI Residential Rehab Program

Status: Open Objective: Provide decent affordable housing
 Location: 165 Church St New Haven, CT 06510-2010 Outcome: Affordability
 Matrix Code: Rehab; Multi-Unit Residential (14B) National Objective: LMH

Activity to prevent, prepare for, and respond to Coronavirus: No

Initial Funding Date: 01/26/2022

Description:

Identify and provide loans or grants to owner occupants of properties for minor rehabilitation assistance to correct code enforcement violations, system replacements, handicap accessibility and weatherization improvements to reduce utility costs by making certain eligible improvements as allowed by the funding source. Approximately 35 households - 20 homeowner units and 15 rental units will benefit from this program. Additional funding is available through City HOME funds,

Financing

	Fund Type	Grant Year	Grant	Funded Amount	Drawn In Program Year	Drawn Thru Program Year
CDBG	EN	2019	B19MC090009	\$61,196.13	\$61,196.13	\$61,196.13
		2021	B21MC090009	\$576,256.00	\$231,118.97	\$231,118.97
Total	Total			\$637,452.13	\$292,315.10	\$292,315.10

Proposed Accomplishments

Housing Units : 75

Actual Accomplishments

Number assisted:

	Owner		Renter		Total		Person	
	Total	Hispanic	Total	Hispanic	Total	Hispanic	Total	Hispanic
White:	0	0	0	0	0	0	0	0
Black/African American:	0	0	0	0	0	0	0	0
Asian:	0	0	0	0	0	0	0	0
American Indian/Alaskan Native:	0	0	0	0	0	0	0	0
Native Hawaiian/Other Pacific Islander:	0	0	0	0	0	0	0	0
American Indian/Alaskan Native & White:	0	0	0	0	0	0	0	0
Asian White:	0	0	0	0	0	0	0	0
Black/African American & White:	0	0	0	0	0	0	0	0
American Indian/Alaskan Native & Black/African American:	0	0	0	0	0	0	0	0
Other multi-racial:	0	0	0	0	0	0	0	0

CAPER FY 2021-22



U.S. Department of Housing and Urban Development
 Office of Community Planning and Development
 Integrated Disbursement and Information System
 CDBG Activity Summary Report (GPR) for Program Year 2021
 NEW HAVEN

Date: 28-Sep-2022
 Time: 12:03
 Page: 116

Asian/Pacific Islander:	0	0	0	0	0	0	0	0
Hispanic:	0	0	0	0	0	0	0	0
Total:	0	0	0	0	0	0	0	0

Female-headed Households: 0 0 0 0

Income Category:

	Owner	Renter	Total	Person
Extremely Low	0	0	0	0
Low Mod	0	0	0	0
Moderate	0	0	0	0
Non Low Moderate	0	0	0	0
Total	0	0	0	0

Percent Low/Mod

Annual Accomplishments

Years	Accomplishment Narrative	# Benefiting
2021	CDBG funds were utilized to provide program delivery costs and management of housing development and rehabilitation projects. LCI identifies and provides loans or grants for various housing projects to owner occupants of properties and non-profit housing developers. The projects, most of which were financed with HOME or Capital funding, included rehabilitation assistance, housing code improvements and weatherization to improve utility costs (EERAP or Disabled and Elderly Housing). Inspections, property specifications and project oversight and management are provided by LCI staff.	



U.S. Department of Housing and Urban Development
 Office of Community Planning and Development
 Integrated Disbursement and Information System
 CDBG Activity Summary Report (GPR) for Program Year 2021
 NEW HAVEN

Date: 28-Sep-2022
 Time: 12:03
 Page: 117

PGM Year: 2021
Project: 0024 - Beulah Land Development Corporation - New Construction
IDIS Activity: 3628 - Beulah Land Development.124 Carmel St.Rehab
Status: Open **Objective:** Provide decent affordable housing
Location: 774 Orchard St New Haven, CT 06511-3306 **Outcome:** Affordability
Matrix Code: Rehab; Multi-Unit Residential (14B) **National Objective:** LMH

Activity to prevent, prepare for, and respond to Coronavirus: No

Initial Funding Date: 01/24/2022

Description:

The affordable housing project is the new construction of a unit multi-family building.

Financing

	Fund Type	Grant Year	Grant	Funded Amount	Drawn In Program Year	Drawn Thru Program Year
CDBG	EN	2020	B20MC090009	\$50,131.00	\$36,635.95	\$36,635.95
Total	Total			\$50,131.00	\$36,635.95	\$36,635.95

Proposed Accomplishments

Actual Accomplishments

Number assisted:

	Owner		Renter		Total		Person	
	Total	Hispanic	Total	Hispanic	Total	Hispanic	Total	Hispanic
White:	0	0	0	0	0	0		0
Black/African American:	0	0	0	0	0	0	0	0
Asian:	0	0	0	0	0	0	0	0
American Indian/Alaskan Native:	0	0	0	0	0	0	0	0
Native Hawaiian/Other Pacific Islander:	0	0	0	0	0	0	0	0
American Indian/Alaskan Native & White:	0	0	0	0	0	0	0	0
Asian White:	0	0	0	0	0	0	0	0
Black/African American & White:	0	0	0	0	0	0	0	0
American Indian/Alaskan Native & Black/African American:	0	0	0	0	0	0	0	0
Other multi-racial:	0	0	0	0	0	0	0	0
Asian/Pacific Islander:	0	0	0	0	0	0	0	0
Hispanic:	0	0	0	0	0	0	0	0
Total:	0	0	0	0	0	0	0	0
Female-headed households:	0		0		0			



U.S. Department of Housing and Urban Development
 Office of Community Planning and Development
 Integrated Disbursement and Information System
 CDBG Activity Summary Report (GPR) for Program Year 2021
 NEW HAVEN

Date: 28-Sep-2022
 Time: 12:03
 Page: 118

Income Category:

	Owner	Renter	Total	Person
Extremely Low	0	0	0	0
Low Mod	0	0	0	0
Moderate	0	0	0	0
Non Low Moderate	0	0	0	0
Total	0	0	0	0
Percent Low/Mod				

Annual Accomplishments

Years	Accomplishment Narrative	# Benefiting
2021	Acquired the property and secured a HOME loan in the amount of \$200,000.00 for hard construction costs. Construction began early 2022 with an estimated completion in late Fall 2022.	



U.S. Department of Housing and Urban Development
 Office of Community Planning and Development
 Integrated Disbursement and Information System
 CDBG Activity Summary Report (GPR) for Program Year 2021
 NEW HAVEN

Date: 28-Sep-2022
 Time: 12:03
 Page: 119

PGM Year: 2021
Project: 0026 - Believe in Me Empowerment Corporation
IDIS Activity: 3630 - Believe in Me Empowerment Corporation
Status: Completed 6/30/2022 12:00:00 AM
Location: 423 Dixwell Ave New Haven, CT 06511-1703
Objective: Create suitable living environments
Outcome: Sustainability
Matrix Code: Health Services (05M) **National Objective:** LMC

Activity to prevent, prepare for, and respond to Coronavirus: No

Initial Funding Date: 01/24/2022

Description:

To support a full-time case manager and the providebasic needs care packages, food, clothing assistance, supportive housing, room and board.

Financing

	Fund Type	Grant Year	Grant	Funded Amount	Drawn In Program Year	Drawn Thru Program Year
CDBG	EN	2019	B19MC090009	\$10,000.00	\$10,000.00	\$10,000.00
Total	Total			\$10,000.00	\$10,000.00	\$10,000.00

Proposed Accomplishments

People (General) : 10

Actual Accomplishments

Number assisted:

	Owner		Renter		Total		Person	
	Total	Hispanic	Total	Hispanic	Total	Hispanic	Total	Hispanic
White:	0	0	0	0	0	0	37	15
Black/African American:	0	0	0	0	0	0	22	0
Asian:	0	0	0	0	0	0	0	0
American Indian/Alaskan Native:	0	0	0	0	0	0	0	0
Native Hawaiian/Other Pacific Islander:	0	0	0	0	0	0	0	0
American Indian/Alaskan Native & White:	0	0	0	0	0	0	0	0
Asian White:	0	0	0	0	0	0	0	0
Black/African American & White:	0	0	0	0	0	0	1	0
American Indian/Alaskan Native & Black/African American:	0	0	0	0	0	0	0	0
Other multi-racial:	0	0	0	0	0	0	0	0
Asian/Pacific Islander:	0	0	0	0	0	0	0	0
Hispanic:	0	0	0	0	0	0	0	0
Total:	0	0	0	0	0	0	60	15

CAPER FY 2021-22



U.S. Department of Housing and Urban Development
 Office of Community Planning and Development
 Integrated Disbursement and Information System
 CDBG Activity Summary Report (GPR) for Program Year 2021
 NEW HAVEN

Date: 28-Sep-2022
 Time: 12:03
 Page: 120

Female-headed Households: 0 0 0

Income Category:

	Owner	Renter	Total	Person
Extremely Low	0	0	0	60
Low Mod	0	0	0	0
Moderate	0	0	0	0
Non Low Moderate	0	0	0	0
Total	0	0	0	60
Percent Low/Mod				100.0%

Annual Accomplishments

Years	Accomplishment Narrative	# Benefitting
2021	BIMEC assisted in Supportive Recovery Housing Service clients w/ basic needs and case management services, that included job searches, individual counseling, substance abuse counseling, developing a treatment plan and necessary documents. the men and women in the program attend weekly support groups. All clients are expected to participate. Once entered into the program each client receives a personal hygiene care packet which consist of a tooth brush + paste, towel + wash cloth, soap, deodorant, razor + shave cream, and access to the food bank. All clients must meet the following program requirements: attend all weekly meetings / support groups, attend weekly case management meetings, participate in 4 hours of weekly community service (2 hours if employed), must actively seek employment, and attend any recommended mental health/substance abuse treatment program(s). Many are referred to other agencies for additional support, including shelter +/- housing. Over 50 male and female individuals took part in the program(s) offered.	



U.S. Department of Housing and Urban Development
 Office of Community Planning and Development
 Integrated Disbursement and Information System
 CDBG Activity Summary Report (GPR) for Program Year 2021
 NEW HAVEN

Date: 28-Sep-2022
 Time: 12:03
 Page: 121

PGM Year: 2021
Project: 0027 - Beulah Heights Church
IDIS Activity: 3631 - Beulah Heights Church
Status: Canceled 6/30/2022 12:00:00 AM
Location: 783 Orchard St New Haven, CT 06511-3305
Objective: Create suitable living environments
Outcome: Availability/accessibility
Matrix Code: Substance Abuse Services (05F) **National Objective:** LMC

Activity to prevent, prepare for, and respond to Coronavirus: No

Initial Funding Date: 01/24/2022

Description:

To support a hotline where a case manager and 3 certified drug and alcohol counselors and therapists can interact with those experiencing hopelessness and trauma.

Financing

No data returned for this view. This might be because the applied filter excludes all data.

Proposed Accomplishments

People (General) : 75

Actual Accomplishments

Number assisted:

	Owner		Renter		Total		Person	
	Total	Hispanic	Total	Hispanic	Total	Hispanic	Total	Hispanic
White:	0	0	0	0	0	0		0
Black/African American:	0	0	0	0	0	0	0	0
Asian:	0	0	0	0	0	0	0	0
American Indian/Alaskan Native:	0	0	0	0	0	0	0	0
Native Hawaiian/Other Pacific Islander:	0	0	0	0	0	0	0	0
American Indian/Alaskan Native & White:	0	0	0	0	0	0	0	0
Asian White:	0	0	0	0	0	0	0	0
Black/African American & White:	0	0	0	0	0	0	0	0
American Indian/Alaskan Native & Black/African American:	0	0	0	0	0	0	0	0
Other multi-racial:	0	0	0	0	0	0	0	0

CAPER FY 2021-22



U.S. Department of Housing and Urban Development
 Office of Community Planning and Development
 Integrated Disbursement and Information System
 CDBG Activity Summary Report (GPR) for Program Year 2021
 NEW HAVEN

Date: 28-Sep-2022
 Time: 12:03
 Page: 122

Asian/Pacific Islander:	0	0	0	0	0	0	0	0
Hispanic:	0	0	0	0	0	0	0	0
Total:	0	0	0	0	0	0	0	0
Female-headed Households:	0		0		0			

Income Category:

	Owner	Renter	Total	Person
Extremely Low	0	0	0	0
Low Mod	0	0	0	0
Moderate	0	0	0	0
Non Low Moderate	0	0	0	0
Total	0	0	0	0

Percent Low/Mod

Annual Accomplishments

Years	Accomplishment Narrative	# Benefiting
2021	Due to COVID-19 Beulah Heights Church was not able to perform their required activities for their funding. Therefore, they stated they would not be able to enter into a contract this CDBG year. They are extremely hopefully to have the program running for the upcoming year. Activity has been cancelled and funds will be reprogrammed.	



U.S. Department of Housing and Urban Development
 Office of Community Planning and Development
 Integrated Disbursement and Information System
 CDBG Activity Summary Report (GPR) for Program Year 2021
 NEW HAVEN

Date: 28-Sep-2022
 Time: 12:03
 Page: 123

PGM Year: 2021
Project: 0028 - BHcare, Inc. for Domestic Violence of Greater New Haven
IDIS Activity: 3632 - BHcare, Inc. for Domestic Violence of Greater New Haven

Status: Completed 6/30/2022 12:00:00 AM Objective: Create suitable living environments
 Location: 127 Washington Ave Ste 3 North Haven, CT 06473-1715 Outcome: Availability/accessibility
 Matrix Code: Services for victims of domestic violence, dating violence, sexual assault or stalking (05G) National Objective: LMC

Activity to prevent, prepare for, and respond to Coronavirus: No

Initial Funding Date: 01/24/2022

Description:
 To continue to support the role of a full-time Housing Specialist at New Haven Safe House.

Financing

	Fund Type	Grant Year	Grant	Funded Amount	Drawn In Program Year	Drawn Thru Program Year
CDBG	EN	2019	B19MC090009	\$15,000.00	\$15,000.00	\$15,000.00
Total	Total			\$15,000.00	\$15,000.00	\$15,000.00

Proposed Accomplishments

People (General) : 25

Actual Accomplishments

Number assisted:

	Owner		Renter		Total		Person	
	Total	Hispanic	Total	Hispanic	Total	Hispanic	Total	Hispanic
White:	0	0	0	0	0	0	20	9
Black/African American:	0	0	0	0	0	0	14	0
Asian:	0	0	0	0	0	0	3	0
American Indian/Alaskan Native:	0	0	0	0	0	0	1	0
Native Hawaiian/Other Pacific Islander:	0	0	0	0	0	0	0	0
American Indian/Alaskan Native & White:	0	0	0	0	0	0	0	0
Asian White:	0	0	0	0	0	0	0	0
Black/African American & White:	0	0	0	0	0	0	0	0
American Indian/Alaskan Native & Black/African American:	0	0	0	0	0	0	0	0
Other multi-racial:	0	0	0	0	0	0	0	0
Asian/Pacific Islander:	0	0	0	0	0	0	0	0
Hispanic:	0	0	0	0	0	0	0	0
Total:	0	0	0	0	0	0	38	9

CAPER FY 2021-22



U.S. Department of Housing and Urban Development
 Office of Community Planning and Development
 Integrated Disbursement and Information System
 CDBG Activity Summary Report (GPR) for Program Year 2021
 NEW HAVEN

Date: 28-Sep-2022
 Time: 12:03
 Page: 124

Female-headed Households: 0 0 0

Income Category:

	Owner	Renter	Total	Person
Extremely Low	0	0	0	22
Low Mod	0	0	0	16
Moderate	0	0	0	0
Non Low Moderate	0	0	0	0
Total	0	0	0	38
Percent Low/Mod				100.0%

Annual Accomplishments

Years	Accomplishment Narrative	# Benefitting
2021	Throughout the CDBG year, The Umbrella Center for Domestic Violence Services completed and average 4-6 new intakes per month. Shelter advocates transported, orientated, and obtained releases of information for the new clients who entered shelter. Once situated in shelter, initial case management and service plans were created for the four new clients. The Lead Residential Counselor met with clients weekly to complete case management services and periodically updated service plans. Service plans are individual steps for clients to take to reach certain goals such as housing, rebuilding of credit, and obtaining and maintaining employment for longer than six months. The Lead Residential Counselor also completed case management sessions with the three previous clients. Two of the new clients opted to receive counseling specifically for domestic violence victims, the other two clients declined. The UCDVS domestic violence counseling service helps clients understand the impact domestic violence has had on their lives and learn healthy and safe relationship skills. The two previous clients continued to engage in the counseling services provided when they entered shelter. The Lead Residential Counselor assisted four clients with either applying or transferring DSS benefits to the New Haven area. Two of the clients in shelter already had employment while shelter advocates assisted another client in applying for jobs. One client applied and got accepted to Gateway Community College and will begin classes in the fall. She had assistance with applying for school, FAFSA, and the free college program from shelter advocates. The Lead Residential Counselor advocated with multiple outside agencies, including DCF, the New Have police department, DSS workers, and other entities. Two of the new clients were referred to Rapid Re-Housing and completed the jot form with the Lead Residential Counselor. Two other clients were already connected to housing support and specialists before entering shelter. Shelter advocates were able to assist and talk to these other housing workers, to provide them with the information they needed about their clients. Applications for different apartments in the New Haven area are completed with most of the clients that they assist. Safety plans and strategies were created for each client in shelter. These plans differ from client to client, but the objective of each is to ensure everyone's safety while in the shelter as well as after they leave. Residential counselors will establish and maintain relationships with both landlords and their clients. To ensure their clients can exit the shelter successfully and quickly, and maintain housing. Responsibilities also include providing education about domestic violence as well as other specific family issues resulting from domestic violence through trauma informed practice.	



U.S. Department of Housing and Urban Development
 Office of Community Planning and Development
 Integrated Disbursement and Information System
 CDBG Activity Summary Report (GPR) for Program Year 2021
 NEW HAVEN

Date: 28-Sep-2022
 Time: 12:03
 Page: 125

PGM Year: 2021
Project: 0029 - BHcare, Inc. Family Justice Center
IDIS Activity: 3633 - BHcare, Inc. Family Justice Center
Status: Completed 6/30/2022 12:00:00 AM
Location: 127 Washington Ave Ste 3 North Haven, CT 06473-1715
Objective: Create suitable living environments
Outcome: Availability/accessibility
Matrix Code: Services for victims of domestic violence, dating violence, sexual assault or stalking (05G)
National Objective: LMC

Activity to prevent, prepare for, and respond to Coronavirus: No

Initial Funding Date: 01/24/2022

Description:
 To partially cover the Site Managers' salary of the Hope Family Justice Center.

Financing

	Fund Type	Grant Year	Grant	Funded Amount	Drawn In Program Year	Drawn Thru Program Year
CDBG	EN	2019	B19MC090009	\$20,000.00	\$20,000.00	\$20,000.00
Total	Total			\$20,000.00	\$20,000.00	\$20,000.00

Proposed Accomplishments

People (General) : 100

Actual Accomplishments

Number assisted:

	Owner		Renter		Total		Person	
	Total	Hispanic	Total	Hispanic	Total	Hispanic	Total	Hispanic
White:	0	0	0	0	0	0	152	111
Black/African American:	0	0	0	0	0	0	78	0
Asian:	0	0	0	0	0	0	7	0
American Indian/Alaskan Native:	0	0	0	0	0	0	0	0
Native Hawaiian/Other Pacific Islander:	0	0	0	0	0	0	0	0
American Indian/Alaskan Native & White:	0	0	0	0	0	0	0	0
Asian White:	0	0	0	0	0	0	0	0
Black/African American & White:	0	0	0	0	0	0	0	0
American Indian/Alaskan Native & Black/African American:	0	0	0	0	0	0	0	0
Other multi-racial:	0	0	0	0	0	0	16	0
Asian/Pacific Islander:	0	0	0	0	0	0	0	0
Hispanic:	0	0	0	0	0	0	0	0
Total:	0	0	0	0	0	0	253	111

CAPER FY 2021-22



U.S. Department of Housing and Urban Development
 Office of Community Planning and Development
 Integrated Disbursement and Information System
 CDBG Activity Summary Report (GPR) for Program Year 2021
 NEW HAVEN

Date: 28-Sep-2022
 Time: 12:03
 Page: 126

Female-headed Households: 0 0 0

Income Category:

	Owner	Renter	Total	Person
Extremely Low	0	0	0	253
Low Mod	0	0	0	0
Moderate	0	0	0	0
Non Low Moderate	0	0	0	0
Total	0	0	0	253
Percent Low/Mod	100.0%			

Annual Accomplishments

Years	Accomplishment Narrative	# Benefitting
2021	<p>During the CDBG year, BHCare continues to increase our partnerships within New Haven County. We have over 150 collaborators and 27 Partners that have signed MOUs. We have been working with the Mayor's office, State Attorney's office, Yale Trauma Center and New Haven Police Department on high-risk cases to prevent domestic violence homicides. We had a HOPE Grows event to continue to raise awareness and collaborate as a community regarding the increase of violence in New Haven. A tree was dedicated to the victims of homicide, so the community has a place to commemorate the lives lost and the family members that have been left behind as a beacon of hope. We became an Affiliated member of the International Alliance for Family Justice Centers within our first 3 years of inception. We have developed a collaboration with CT Women's Education and Legal Fund so clients can access free consultations for family law issues such as custody, restraining orders, immigration, and divorce. We are a member of the Racial Justice and Equity Governors Committee which created a strategic plan with the Department of Children and Families and Stakeholders on how marginalized populations access services and are treated by systems respectfully and inclusively. We have had an increase of onsite visits during the last three months as indicated in the data below. This has helped clients engage in services and care and provided the opportunity to receive multiple services on site. There has been an increase of emergency room visits due to severity of injuries. Yale New Haven Hospital have sent clients to the center after high-risk incidents to collaborate for further services to be coordinated, including safety planning. It has also been beneficial for client to receive services in a trauma responsive environment. The New Haven Police department have come onsite to take police reports by victims of crime. Clients who may feel intimidated to go to the police department can comfortably report crimes in a confidential and trauma responsive space. This especially helpful for the young adults that are reporting abuse such as stalking, kidnapping, strangulation, physical assaults, sexual assault, and sex trafficking. The HOPE Family Justice Center takes the best services you already have in the community and brings them together under one roof. It is the co-location of a multi-disciplinary team of professionals who work together to provide coordinated services to victims of family violence, free of charge. It is a Victim-centered, survivor-driven philosophy. The victim makes One trip to more efficiently deliver services. A Family Justice Center helps remove the barriers to transportation and childcare. It is identified as a best practice in the field of domestic violence services by the United States Department of Justice and across the globe. There are over 100 Family Justice Centers in The United States and across the World. The Center for Family Justice in Bridgeport is Connecticut's only Family Justice Center. It is essential to get a full view of the activities since opening; therefore, Year to Date total new consumers 1566 and 4581 visits.</p>	



U.S. Department of Housing and Urban Development
 Office of Community Planning and Development
 Integrated Disbursement and Information System
 CDBG Activity Summary Report (GPR) for Program Year 2021
 NEW HAVEN

Date: 28-Sep-2022
 Time: 12:03
 Page: 127

PGM Year: 2021
Project: 0030 - Boys and Girls Club of New Haven
IDIS Activity: 3634 - Boys and Girls Club of New Haven
Status: Completed 6/30/2022 12:00:00 AM
Location: 253 Columbus Ave New Haven, CT 06519-2230
Objective: Create suitable living environments
Outcome: Availability/accessibility
Matrix Code: Youth Services (05D) **National Objective:** LMC

Activity to prevent, prepare for, and respond to Coronavirus: No

Initial Funding Date: 01/24/2022

Description:
 To help cover the salaries of two staff members - a Program Director and an Assistant Program Coordinator.

Financing

	Fund Type	Grant Year	Grant	Funded Amount	Drawn In Program Year	Drawn Thru Program Year
CDBG	EN	2019	B19MC090009	\$15,000.00	\$15,000.00	\$15,000.00
Total	Total			\$15,000.00	\$15,000.00	\$15,000.00

Proposed Accomplishments

People (General) : 5

Actual Accomplishments

Number assisted:

	Owner		Renter		Total		Person	
	Total	Hispanic	Total	Hispanic	Total	Hispanic	Total	Hispanic
White:	0	0	0	0	0	0	21	15
Black/African American:	0	0	0	0	0	0	55	0
Asian:	0	0	0	0	0	0	0	0
American Indian/Alaskan Native:	0	0	0	0	0	0	0	0
Native Hawaiian/Other Pacific Islander:	0	0	0	0	0	0	0	0
American Indian/Alaskan Native & White:	0	0	0	0	0	0	0	0
Asian White:	0	0	0	0	0	0	0	0
Black/African American & White:	0	0	0	0	0	0	1	0
American Indian/Alaskan Native & Black/African American:	0	0	0	0	0	0	0	0
Other multi-racial:	0	0	0	0	0	0	12	0
Asian/Pacific Islander:	0	0	0	0	0	0	0	0
Hispanic:	0	0	0	0	0	0	0	0
Total:	0	0	0	0	0	0	89	15

CAPER FY 2021-22



U.S. Department of Housing and Urban Development
 Office of Community Planning and Development
 Integrated Disbursement and Information System
 CDBG Activity Summary Report (GPR) for Program Year 2021
 NEW HAVEN

Date: 28-Sep-2022
 Time: 12:03
 Page: 128

Female-headed Households: 0 0 0

Income Category:

	Owner	Renter	Total	Person
Extremely Low	0	0	0	40
Low Mod	0	0	0	32
Moderate	0	0	0	17
Non Low Moderate	0	0	0	0
Total	0	0	0	89
Percent Low/Mod	100.0%			

Annual Accomplishments

Years	Accomplishment Narrative	# Benefitting
2021	<p>he Boys & Girls Club continues to successfully run their after-school program with over 80 students enrolled and an ADA of over 60. The B&G club has added programming for all 1/2 days and early dismissal allowing for increase programs and learning for the students on days where the program would otherwise not have happened. Programs include academic, social, and athletic events. Programs include: assisting in and emphasis on homework/school projects, discussion on social events (Thanksgiving Christmas, Presidents Day and other modern events), both locally and nationally topics, to photography, painting, black history, arts & crafts, as well as basketball programs afterschool and Saturday's. Programs have been well received.</p> <p>The Boys & Girls club was visited by the First Lady Jill Biden and the Secretary of Education Miguel Cardona, as well as Senators Blumenthal and DeLauro in recognition for the years of excellent programs run by the club.</p>	



U.S. Department of Housing and Urban Development
 Office of Community Planning and Development
 Integrated Disbursement and Information System
 CDBG Activity Summary Report (GPR) for Program Year 2021
 NEW HAVEN

Date: 28-Sep-2022
 Time: 12:03
 Page: 129

PGM Year: 2021
Project: 0031 - Career Resources Inc
IDIS Activity: 3635 - Career Resources Inc
Status: Completed 6/30/2022 12:00:00 AM
Location: 350 Fairfield Ave Bridgeport, CT 06604-6014
Objective: Create economic opportunities
Outcome: Availability/accessibility
Matrix Code: Employment Training (05H) **National Objective:** LMCSV

Activity to prevent, prepare for, and respond to Coronavirus: No

Initial Funding Date: 01/24/2022

Description:

For STRIVE New Haven to provide job readiness training and placement assistance for low to moderate income, hard to employ residents of New Haven. Program Coordinator provides training, reporting, case management and other virtual activities.

Financing

	Fund Type	Grant Year	Grant	Funded Amount	Drawn In Program Year	Drawn Thru Program Year
CDBG	EN	2019	B19MC090009	\$10,000.00	\$10,000.00	\$10,000.00
Total	Total			\$10,000.00	\$10,000.00	\$10,000.00

Proposed Accomplishments

People (General) : 35

Actual Accomplishments

Number assisted:

	Owner		Renter		Total		Person	
	Total	Hispanic	Total	Hispanic	Total	Hispanic	Total	Hispanic
White:	0	0	0	0	0	0	2	0
Black/African American:	0	0	0	0	0	0	20	4
Asian:	0	0	0	0	0	0	0	0
American Indian/Alaskan Native:	0	0	0	0	0	0	0	0
Native Hawaiian/Other Pacific Islander:	0	0	0	0	0	0	0	0
American Indian/Alaskan Native & White:	0	0	0	0	0	0	0	0
Asian White:	0	0	0	0	0	0	0	0
Black/African American & White:	0	0	0	0	0	0	0	0
American Indian/Alaskan Native & Black/African American:	0	0	0	0	0	0	0	0
Other multi-racial:	0	0	0	0	0	0	2	0
Asian/Pacific Islander:	0	0	0	0	0	0	0	0
Hispanic:	0	0	0	0	0	0	0	0



U.S. Department of Housing and Urban Development
 Office of Community Planning and Development
 Integrated Disbursement and Information System
 CDBG Activity Summary Report (GPR) for Program Year 2021
 NEW HAVEN

Date: 28-Sep-2022
 Time: 12:03
 Page: 130

Total:	0	0	0	0	0	0	24	4	
Female-headed Households:	0		0		0				
<i>Income Category:</i>									
	Owner	Renter	Total						Person
Extremely Low	0	0	0						17
Low Mod	0	0	0						7
Moderate	0	0	0						0
Non Low Moderate	0	0	0						0
Total	0	0	0						24
Percent Low/Mod									100.0%

Annual Accomplishments

Years	Accomplishment Narrative	# Benefitting
2021	<p>During this program year, Career Resources Inc. (CRI) recruited 22, graduated 15, and placed 8. Recruitment - CRIs recruitment efforts are diverse and seek to engage jobseekers through various channels. These channels include referrals from partners, social media, word of mouth, and co-marketing with our employer partners. Jobseekers who engage with CRI participate in an orientation that explains the framework of the STRIVE program and benefits associated with enrollment into our program. Jobseekers who have expressed an interest in moving forward in our program complete an assessment to determine their capacity for identifying, obtaining, and maintaining employment. Based upon the outcomes of the assessment, jobseekers are provided with a customized syllabus to complete the STRIVE workforce readiness program. Training The STRIVE program specifically targets adults with barriers to employment and works with participants to identify and overcome personal barriers to employment for long-term success. STRIVE program participants receive training in job readiness skills such as communication, effective teamwork, time management, and most importantly, being a successful employee. CRI maintains contact with STRIVE graduates to ensure they retain employment and advance in their career pathways as appropriate. Placement - CRI works with graduates of the program to identify job opportunities aligned with their skills and interest. In addition, we work with them to prepare their resumes, submit applications, prepare for the interview, and secure and retain the job if an offer is made. During the job search process, jobseekers are introduced to various connecting points to job opportunities, such as in-person job fairs, virtual job fairs, group interviews, individual job interviews, and direct referrals. The placement efforts of CRI are strengthened by the ongoing expansion of our employer partner portfolio. We work with employers across the region and the state to identify employment opportunities aligned with our program participants and that meet the evolving needs of employers. Retention Every jobseeker that has graduated from the STRIVE program continues to receive program support to ensure they retain employment with the goal to help every graduate overcome their barriers to employment. Our retention efforts focus toward on ongoing communication with each jobseeker via text messaging, calling, scheduled career coaching sessions, emails, social media contacts, and ongoing training from the STRIVE curriculum.</p>	



U.S. Department of Housing and Urban Development
 Office of Community Planning and Development
 Integrated Disbursement and Information System
 CDBG Activity Summary Report (GPR) for Program Year 2021
 NEW HAVEN

Date: 28-Sep-2022
 Time: 12:03
 Page: 131

PGM Year: 2021
Project: 0032 - Casa Otonal Inc. (Senior Meals)
IDIS Activity: 3636 - Casa Otonal Inc. (Senior Meals)
Status: Completed 6/30/2022 12:00:00 AM
Location: 148 Sylvan Ave New Haven, CT 06519-1018
Objective: Create suitable living environments
Outcome: Availability/accessibility
Matrix Code: Senior Services (05A) **National Objective:** LMC

Activity to prevent, prepare for, and respond to Coronavirus: No

Initial Funding Date: 01/24/2022

Description:
 to provide culturally sensitive meals that address food insecurity and to provide engagement services to help identify and address mental and emotional health issues

Financing

	Fund Type	Grant Year	Grant	Funded Amount	Drawn In Program Year	Drawn Thru Program Year
CDBG	EN	2019	B19MC090009	\$14,500.00	\$14,500.00	\$14,500.00
Total	Total			\$14,500.00	\$14,500.00	\$14,500.00

Proposed Accomplishments

People (General) : 30

Actual Accomplishments

Number assisted:

	Owner		Renter		Total		Person	
	Total	Hispanic	Total	Hispanic	Total	Hispanic	Total	Hispanic
White:	0	0	0	0	0	0	28	26
Black/African American:	0	0	0	0	0	0	45	44
Asian:	0	0	0	0	0	0	0	0
American Indian/Alaskan Native:	0	0	0	0	0	0	0	0
Native Hawaiian/Other Pacific Islander:	0	0	0	0	0	0	0	0
American Indian/Alaskan Native & White:	0	0	0	0	0	0	0	0
Asian White:	0	0	0	0	0	0	0	0
Black/African American & White:	0	0	0	0	0	0	0	0
American Indian/Alaskan Native & Black/African American:	0	0	0	0	0	0	0	0
Other multi-racial:	0	0	0	0	0	0	0	0
Asian/Pacific Islander:	0	0	0	0	0	0	0	0
Hispanic:	0	0	0	0	0	0	0	0
Total:	0	0	0	0	0	0	73	70

CAPER FY 2021-22



U.S. Department of Housing and Urban Development
 Office of Community Planning and Development
 Integrated Disbursement and Information System
 CDBG Activity Summary Report (GPR) for Program Year 2021
 NEW HAVEN

Date: 28-Sep-2022
 Time: 12:03
 Page: 132

Female-headed Households: 0 0 0

Income Category:

	Owner	Renter	Total	Person
Extremely Low	0	0	0	73
Low Mod	0	0	0	0
Moderate	0	0	0	0
Non Low Moderate	0	0	0	0
Total	0	0	0	73
Percent Low/Mod				100.0%

Annual Accomplishments

Years	Accomplishment Narrative	# Benefitting
2021	Casa Otonal. Inc. Senior Nutrition Program provides daily meals to the elderly residents at 135 Sylvan Ave. and the surrounding neighborhood. Fresh food and supplies are purchased from Restaurant Depot, and/or catered from minority owned businesses. In average they serve 45 seniors one meal per day Monday-Friday. On average they serve a total of 900 meals per month.	



U.S. Department of Housing and Urban Development
 Office of Community Planning and Development
 Integrated Disbursement and Information System
 CDBG Activity Summary Report (GPR) for Program Year 2021
 NEW HAVEN

Date: 28-Sep-2022
 Time: 12:03
 Page: 133

PGM Year: 2021
Project: 0033 - Casa Otonal Inc. (Youth Program)
IDIS Activity: 3637 - Casa Otonal Inc. (Youth Program)
Status: Completed 6/30/2022 12:00:00 AM
Location: 148 Sylvan Ave New Haven, CT 06519-1018
Objective: Create suitable living environments
Outcome: Availability/accessibility
Matrix Code: Youth Services (05D) **National Objective:** LMC

Activity to prevent, prepare for, and respond to Coronavirus: No

Initial Funding Date: 01/24/2022

Description:

to provide out-of-school programming to low income NHPS students with operating hours between 7AM to 9AM (before school), 3PM to 6PM (after school) and 7AM to 6PM (summer program)

Financing

	Fund Type	Grant Year	Grant	Funded Amount	Drawn In Program Year	Drawn Thru Program Year
CDBG	EN	2019	B19MC090009	\$10,000.00	\$10,000.00	\$10,000.00
Total	Total			\$10,000.00	\$10,000.00	\$10,000.00

Proposed Accomplishments

People (General) : 7

Actual Accomplishments

Number assisted:

	Owner		Renter		Total		Person	
	Total	Hispanic	Total	Hispanic	Total	Hispanic	Total	Hispanic
White:	0	0	0	0	0	0	41	41
Black/African American:	0	0	0	0	0	0	0	0
Asian:	0	0	0	0	0	0	0	0
American Indian/Alaskan Native:	0	0	0	0	0	0	0	0
Native Hawaiian/Other Pacific Islander:	0	0	0	0	0	0	0	0
American Indian/Alaskan Native & White:	0	0	0	0	0	0	0	0
Asian White:	0	0	0	0	0	0	0	0
Black/African American & White:	0	0	0	0	0	0	0	0
American Indian/Alaskan Native & Black/African American:	0	0	0	0	0	0	0	0
Other multi-racial:	0	0	0	0	0	0	20	0
Asian/Pacific Islander:	0	0	0	0	0	0	0	0
Hispanic:	0	0	0	0	0	0	0	0



U.S. Department of Housing and Urban Development
 Office of Community Planning and Development
 Integrated Disbursement and Information System
 CDBG Activity Summary Report (GPR) for Program Year 2021
 NEW HAVEN

Date: 28-Sep-2022
 Time: 12:03
 Page: 134

Total:	0	0	0	0	0	0	61	41	
Female-headed Households:	0		0		0				
<i>Income Category:</i>									
	Owner	Renter	Total						Person
Extremely Low	0	0	0						31
Low Mod	0	0	0						30
Moderate	0	0	0						0
Non Low Moderate	0	0	0						0
Total	0	0	0						61
Percent Low/Mod									100.0%

Annual Accomplishments

Years	Accomplishment Narrative	# Benefitting
2021	<p>Casa provided youth enrichment programming to over 50 NHPS students between the ages of 6-14. The programming included afterschool childcare, sports, art, culture, and music instructions. The programs operated with the NHPS calendar, as well as afterschool and Saturdays. Casa has managed to enrich the lives of these school age youth with music lessons and arts/crafts 2x's per week throughout the school year. As well as a baseball type summer camp program M-F for the month of July. The program has been extremely successful, that they will be hiring additional staff to support additional children</p>	



U.S. Department of Housing and Urban Development
 Office of Community Planning and Development
 Integrated Disbursement and Information System
 CDBG Activity Summary Report (GPR) for Program Year 2021
 NEW HAVEN

Date: 28-Sep-2022
 Time: 12:03
 Page: 135

PGM Year: 2021
Project: 0034 - Catholic Charities, Inc./Centro San Jose
IDIS Activity: 3638 - Catholic Charities, Inc./Centro San Jose
Status: Completed 6/30/2022 12:00:00 AM
Location: 290 Grand Ave New Haven, CT 06513-3723
Objective: Create suitable living environments
Outcome: Availability/accessibility
Matrix Code: Youth Services (05D) **National Objective:** LMC

Activity to prevent, prepare for, and respond to Coronavirus: No

Initial Funding Date: 01/24/2022

Description:
 for youth program staff salaries and benefits, program supplies and contractual expenses necessary to provide programming.

Financing

	Fund Type	Grant Year	Grant	Funded Amount	Drawn In Program Year	Drawn Thru Program Year
CDBG	EN	2019	B19MC090009	\$10,000.00	\$10,000.00	\$10,000.00
Total	Total			\$10,000.00	\$10,000.00	\$10,000.00

Proposed Accomplishments

People (General) : 60

Actual Accomplishments

Number assisted:

	Owner		Renter		Total		Person	
	Total	Hispanic	Total	Hispanic	Total	Hispanic	Total	Hispanic
White:	0	0	0	0	0	0	17	17
Black/African American:	0	0	0	0	0	0	23	0
Asian:	0	0	0	0	0	0	0	0
American Indian/Alaskan Native:	0	0	0	0	0	0	0	0
Native Hawaiian/Other Pacific Islander:	0	0	0	0	0	0	0	0
American Indian/Alaskan Native & White:	0	0	0	0	0	0	0	0
Asian White:	0	0	0	0	0	0	0	0
Black/African American & White:	0	0	0	0	0	0	0	0
American Indian/Alaskan Native & Black/African American:	0	0	0	0	0	0	0	0
Other multi-racial:	0	0	0	0	0	0	0	0
Asian/Pacific Islander:	0	0	0	0	0	0	0	0
Hispanic:	0	0	0	0	0	0	0	0
Total:	0	0	0	0	0	0	40	17

CAPER FY 2021-22



U.S. Department of Housing and Urban Development
 Office of Community Planning and Development
 Integrated Disbursement and Information System
 CDBG Activity Summary Report (GPR) for Program Year 2021
 NEW HAVEN

Date: 28-Sep-2022
 Time: 12:03
 Page: 136

Female-headed Households: 0 0 0

Income Category:

	Owner	Renter	Total	Person
Extremely Low	0	0	0	36
Low Mod	0	0	0	4
Moderate	0	0	0	0
Non Low Moderate	0	0	0	0
Total	0	0	0	40
Percent Low/Mod				100.0%

Annual Accomplishments

Years	Accomplishment Narrative	# Benefitting
2021	Catholic Charities / Centro San Jose provides an after-school program, as well as a summer program. CSJ continues to work on engaging disenfranchise youth in the Fair Haven neighborhood. Fostering positive youth development through effective programming. Such as both academic, social, and athletic programs and development. These activities, including extracurricular activities are providing these youth with increase adolescent assets, building for future social and academic development. CSJ has integrated Youth Stat youth into the accelerated Lifeguard program run by CC/CSJ. CSJ's numbers are down, but they feel these numbers have been extremely successful, due to the more individual assistance that is given to each individual. The reward is the positive feedback from these youth, as well as their parent/guardians; including the behavioral difference from the beginning to the end of the program.	



U.S. Department of Housing and Urban Development
 Office of Community Planning and Development
 Integrated Disbursement and Information System
 CDBG Activity Summary Report (GPR) for Program Year 2021
 NEW HAVEN

Date: 28-Sep-2022
 Time: 12:03
 Page: 137

PGM Year: 2021
Project: 0035 - Children in Placement
IDIS Activity: 3639 - Children in Placement
Status: Completed 6/30/2022 12:00:00 AM
Location: 300 Whalley Ave New Haven, CT 06511-3151
Objective: Create suitable living environments
Outcome: Availability/accessibility
Matrix Code: Abused and Neglected Children (05N) **National Objective:** LMC

Activity to prevent, prepare for, and respond to Coronavirus: No

Initial Funding Date: 01/24/2022

Description:
 to support recruiting and training volunteer GALs and to maintaining a Regional Manager.

Financing

	Fund Type	Grant Year	Grant	Funded Amount	Drawn In Program Year	Drawn Thru Program Year
CDBG	EN	2019	B19MC090009	\$15,000.00	\$15,000.00	\$15,000.00
Total	Total			\$15,000.00	\$15,000.00	\$15,000.00

Proposed Accomplishments

People (General) : 75

Actual Accomplishments

Number assisted:

	Owner		Renter		Total		Person	
	Total	Hispanic	Total	Hispanic	Total	Hispanic	Total	Hispanic
White:	0	0	0	0	0	0	6	1
Black/African American:	0	0	0	0	0	0	7	0
Asian:	0	0	0	0	0	0	0	0
American Indian/Alaskan Native:	0	0	0	0	0	0	0	0
Native Hawaiian/Other Pacific Islander:	0	0	0	0	0	0	0	0
American Indian/Alaskan Native & White:	0	0	0	0	0	0	0	0
Asian White:	0	0	0	0	0	0	0	0
Black/African American & White:	0	0	0	0	0	0	2	0
American Indian/Alaskan Native & Black/African American:	0	0	0	0	0	0	0	0
Other multi-racial:	0	0	0	0	0	0	0	0
Asian/Pacific Islander:	0	0	0	0	0	0	0	0
Hispanic:	0	0	0	0	0	0	0	0
Total:	0	0	0	0	0	0	15	1

CAPER FY 2021-22



U.S. Department of Housing and Urban Development
 Office of Community Planning and Development
 Integrated Disbursement and Information System
 CDBG Activity Summary Report (GPR) for Program Year 2021
 NEW HAVEN

Date: 28-Sep-2022
 Time: 12:03
 Page: 138

Female-headed Households: 0 0 0

Income Category:

	Owner	Renter	Total	Person
Extremely Low	0	0	0	0
Low Mod	0	0	0	14
Moderate	0	0	0	1
Non Low Moderate	0	0	0	0
Total	0	0	0	15
Percent Low/Mod				100.0%

Annual Accomplishments

Years	Accomplishment Narrative	# Benefitting
2021	Children in Placement - CT, Inc. provides Guardian Ad Litem (GAL) volunteer advocacy and support for abused and neglected children in New Haven's Juvenile and Probate courts. The GALs provide advocacy to children in foster care and out-of-home placement. In addition to providing support services to: social services, medical/mental health providers, after-school programs, educators, school counselors, legal services, caregivers, and other community-base support. These volunteers (GAL's) have provided over 1600 hours of court advocacy. Including attending court hearings, family conferences, meetings w/ DCF and other providers. Also including face-to-face visits with their families.	



U.S. Department of Housing and Urban Development
 Office of Community Planning and Development
 Integrated Disbursement and Information System
 CDBG Activity Summary Report (GPR) for Program Year 2021
 NEW HAVEN

Date: 28-Sep-2022
 Time: 12:03
 Page: 139

PGM Year: 2021
Project: 0036 - Downtown Evening Soup Kitchen (DESK)
IDIS Activity: 3640 - Downtown Evening Soup Kitchen (DESK)
Status: Completed 6/30/2022 12:00:00 AM
Location: 266 State St New Haven, CT 06510-3117
Objective: Create suitable living environments
Outcome: Availability/accessibility
Matrix Code: Food Banks (05W) **National Objective:** LMC

Activity to prevent, prepare for, and respond to Coronavirus: No

Initial Funding Date: 01/24/2022

Description:
 to provide professionally-prepared, nutritious meals to people who are experiencing homelessness or living in poverty.

Financing

	Fund Type	Grant Year	Grant	Funded Amount	Drawn In Program Year	Drawn Thru Program Year
CDBG	EN	2019	B19MC090009	\$10,000.00	\$10,000.00	\$10,000.00
Total	Total			\$10,000.00	\$10,000.00	\$10,000.00

Proposed Accomplishments

People (General) : 400

Actual Accomplishments

Number assisted:

	Owner		Renter		Total		Person	
	Total	Hispanic	Total	Hispanic	Total	Hispanic	Total	Hispanic
White:	0	0	0	0	0	0	575	289
Black/African American:	0	0	0	0	0	0	637	0
Asian:	0	0	0	0	0	0	180	0
American Indian/Alaskan Native:	0	0	0	0	0	0	0	0
Native Hawaiian/Other Pacific Islander:	0	0	0	0	0	0	0	0
American Indian/Alaskan Native & White:	0	0	0	0	0	0	0	0
Asian White:	0	0	0	0	0	0	0	0
Black/African American & White:	0	0	0	0	0	0	0	0
American Indian/Alaskan Native & Black/African American:	0	0	0	0	0	0	0	0
Other multi-racial:	0	0	0	0	0	0	223	0
Asian/Pacific Islander:	0	0	0	0	0	0	0	0
Hispanic:	0	0	0	0	0	0	0	0
Total:	0	0	0	0	0	0	1,615	289

CAPER FY 2021-22



U.S. Department of Housing and Urban Development
 Office of Community Planning and Development
 Integrated Disbursement and Information System
 CDBG Activity Summary Report (GPR) for Program Year 2021
 NEW HAVEN

Date: 28-Sep-2022
 Time: 12:03
 Page: 140

Female-headed Households: 0 0 0

Income Category:

	Owner	Renter	Total	Person
Extremely Low	0	0	0	1,500
Low Mod	0	0	0	115
Moderate	0	0	0	0
Non Low Moderate	0	0	0	0
Total	0	0	0	1,615
Percent Low/Mod				100.0%

Annual Accomplishments

Years	Accomplishment Narrative	# Benefitting
2021	Downtown Evening Soup Kitchen's Evening Meals program services roughly 1500 individuals over the course of the year, totaling over 35,00 prepared meals (hot dinners and bagged lunches) to people experiencing homelessness or living in poverty. The program provides not only nutritious food, but also a safe, welcoming place for people to connect w/ outreach workers and get on the path to permanent housing, financial stability, and improved overall wellbeing. During the pandemic, and as well as the cost in food and all other areas of life; DESK has experienced a larger than normal increase in individuals and families coming to the "Kitchen" for meals. DESK continues to work closely with social care workers throughout NH to ensure individuals/families are connected w/ social services assisting them in any way possible for their and their families well-being. Over 1600 individuals were assisted this year.	



U.S. Department of Housing and Urban Development
 Office of Community Planning and Development
 Integrated Disbursement and Information System
 CDBG Activity Summary Report (GPR) for Program Year 2021
 NEW HAVEN

Date: 28-Sep-2022
 Time: 12:03
 Page: 141

PGM Year: 2021
Project: 0037 - Edgewood PTA Childcare
IDIS Activity: 3641 - Edgewood PTA Childcare
Status: Completed 6/30/2022 12:00:00 AM
Location: 737 Edgewood Ave New Haven, CT 06515-2212
Objective: Create suitable living environments
Outcome: Availability/accessibility
Matrix Code: Child Care Services (05L) **National Objective:** LMC

Activity to prevent, prepare for, and respond to Coronavirus: No

Initial Funding Date: 01/24/2022

Description:
 to reopen the before and after school program after a year of COVID-19 related closures and hire Assistant Teachers in order to maintain student teacher ratios per the state and add enrichment programs such as arts, culture, instruments and dance.

Financing

	Fund Type	Grant Year	Grant	Funded Amount	Drawn In Program Year	Drawn Thru Program Year
CDBG	EN	2019	B19MC090009	\$10,000.00	\$10,000.00	\$10,000.00
		2020	B20MC090009	\$10,000.00	\$10,000.00	\$10,000.00
Total	Total			\$20,000.00	\$20,000.00	\$20,000.00

Proposed Accomplishments

People (General) : 55

Actual Accomplishments

Number assisted:

	Owner		Renter		Total		Person	
	Total	Hispanic	Total	Hispanic	Total	Hispanic	Total	Hispanic
White:	0	0	0	0	0	0	22	8
Black/African American:	0	0	0	0	0	0	27	7
Asian:	0	0	0	0	0	0	1	0
American Indian/Alaskan Native:	0	0	0	0	0	0	0	0
Native Hawaiian/Other Pacific Islander:	0	0	0	0	0	0	0	0
American Indian/Alaskan Native & White:	0	0	0	0	0	0	0	0
Asian White:	0	0	0	0	0	0	0	0
Black/African American & White:	0	0	0	0	0	0	0	0
American Indian/Alaskan Native & Black/African American:	0	0	0	0	0	0	0	0
Other multi-racial:	0	0	0	0	0	0	0	0
Asian/Pacific Islander:	0	0	0	0	0	0	0	0



U.S. Department of Housing and Urban Development
 Office of Community Planning and Development
 Integrated Disbursement and Information System
 CDBG Activity Summary Report (GPR) for Program Year 2021
 NEW HAVEN

Date: 28-Sep-2022
 Time: 12:03
 Page: 142

Hispanic:	0	0	0	0	0	0	0	0	0
Total:	0	0	0	0	0	0	0	50	15
Female-headed Households:	0		0		0				

Income Category:

	Owner	Renter	Total	Person
Extremely Low	0	0	0	8
Low Mod	0	0	0	10
Moderate	0	0	0	32
Non Low Moderate	0	0	0	0
Total	0	0	0	50
Percent Low/Mod				100.0%

Annual Accomplishments

Years	Accomplishment Narrative	# Benefitting
2021	Edgewood PTA Child Care Program is an before school and after school program. The program and it's staff (both paid and volunteer) provide nutritious snacks, assist in the youths homework and school projects; as well as provide both indoor and outdoor play and activities. Some of these are arts and crafts, dance, sports, drama/acting. All staff have been trained in first aid and CPR, including signs of possible issues a child may have. The program runs during the school year. Currently there are 50 boys and girls in the program.	



U.S. Department of Housing and Urban Development
 Office of Community Planning and Development
 Integrated Disbursement and Information System
 CDBG Activity Summary Report (GPR) for Program Year 2021
 NEW HAVEN

Date: 28-Sep-2022
 Time: 12:03
 Page: 143

PGM Year: 2021
Project: 0038 - Elephant in the Room
IDIS Activity: 3642 - Elephant in the Room
Status: Completed 6/30/2022 12:00:00 AM
Location: 746 Orchard St New Haven, CT 06511-3306
Objective: Create suitable living environments
Outcome: Availability/accessibility
Matrix Code: Youth Services (05D) **National Objective:** LMC

Activity to prevent, prepare for, and respond to Coronavirus: No

Initial Funding Date: 01/24/2022

Description:
 to cover a portion of program staff salaries.

Financing

	Fund Type	Grant Year	Grant	Funded Amount	Drawn In Program Year	Drawn Thru Program Year
CDBG	EN	2019	B19MC090009	\$10,000.00	\$10,000.00	\$10,000.00
Total	Total			\$10,000.00	\$10,000.00	\$10,000.00

Proposed Accomplishments

People (General) : 30

Actual Accomplishments

Number assisted:

	Owner		Renter		Total		Person	
	Total	Hispanic	Total	Hispanic	Total	Hispanic	Total	Hispanic
White:	0	0	0	0	0	0	24	20
Black/African American:	0	0	0	0	0	0	10	0
Asian:	0	0	0	0	0	0	0	0
American Indian/Alaskan Native:	0	0	0	0	0	0	0	0
Native Hawaiian/Other Pacific Islander:	0	0	0	0	0	0	0	0
American Indian/Alaskan Native & White:	0	0	0	0	0	0	0	0
Asian White:	0	0	0	0	0	0	0	0
Black/African American & White:	0	0	0	0	0	0	0	0
American Indian/Alaskan Native & Black/African American:	0	0	0	0	0	0	0	0
Other multi-racial:	0	0	0	0	0	0	2	0
Asian/Pacific Islander:	0	0	0	0	0	0	0	0
Hispanic:	0	0	0	0	0	0	0	0
Total:	0	0	0	0	0	0	36	20

CAPER FY 2021-22



U.S. Department of Housing and Urban Development
 Office of Community Planning and Development
 Integrated Disbursement and Information System
 CDBG Activity Summary Report (GPR) for Program Year 2021
 NEW HAVEN

Date: 28-Sep-2022
 Time: 12:03
 Page: 144

Female-headed Households: 0 0 0

Income Category:

	Owner	Renter	Total	Person
Extremely Low	0	0	0	11
Low Mod	0	0	0	12
Moderate	0	0	0	13
Non Low Moderate	0	0	0	0
Total	0	0	0	36
Percent Low/Mod				100.0%

Annual Accomplishments

Years	Accomplishment Narrative	# Benefitting
2021	EIR Youth Boxing aims to help youth within the NH area develop discipline and understanding of sound principals of nutrition and physical conditioning through a program of mentoring, training, and coaching through the sport of boxing. The program will directly and effectively battle the growing childhood and youth obesity within the region by providing an unmatched form of exercise. Including building self-confidence, and promoting self-esteem. EIR also aspires to train youth and young adults for amateur boxing competition. The values taught are being a role model, setting the example of hard work, and dedication that can be used to raise expectations of the community. These youth are taught and mentored by adults who have struggle with various issues, but have now turned themselves around; and want to teach these youths that they have to work and strive for themselves. That taking the easy way out only leads to trouble and struggle. That working hard for a goal(s) can be achieved, and is worth the sacrifice.	



U.S. Department of Housing and Urban Development
 Office of Community Planning and Development
 Integrated Disbursement and Information System
 CDBG Activity Summary Report (GPR) for Program Year 2021
 NEW HAVEN

Date: 28-Sep-2022
 Time: 12:03
 Page: 145

PGM Year: 2021
Project: 0039 - Elderly Services Dept. - City of New Haven
IDIS Activity: 3643 - Elderly Services Dept. - City of New Haven
Status: Completed 6/30/2022 12:00:00 AM
Location: 165 Church St New Haven, CT 06510-2010
Objective: Create suitable living environments
Outcome: Availability/accessibility
Matrix Code: Senior Services (05A) **National Objective:** LMC

Activity to prevent, prepare for, and respond to Coronavirus: No

Initial Funding Date: 01/24/2022

Description:

Funds will be used to provide transportation for special trips to the Big E, the Senior Volunteer of the Year Appreciation Celebration, Holiday Hill, Pick Your Own Apples , movie theater and local museums.
 Funds will also be used for Tai Chi, fitness classes and ceramic classes.

Financing

	Fund Type	Grant Year	Grant	Funded Amount	Drawn In Program Year	Drawn Thru Program Year
CDBG	EN	2019	B19MC090009	\$5,834.01	\$5,834.01	\$5,834.01
Total	Total			\$5,834.01	\$5,834.01	\$5,834.01

Proposed Accomplishments

People (General) : 550

Actual Accomplishments

Number assisted:

	Owner		Renter		Total		Person	
	Total	Hispanic	Total	Hispanic	Total	Hispanic	Total	Hispanic
White:	0	0	0	0	0	0	46	22
Black/African American:	0	0	0	0	0	0	31	0
Asian:	0	0	0	0	0	0	0	0
American Indian/Alaskan Native:	0	0	0	0	0	0	0	0
Native Hawaiian/Other Pacific Islander:	0	0	0	0	0	0	0	0
American Indian/Alaskan Native & White:	0	0	0	0	0	0	0	0
Asian White:	0	0	0	0	0	0	0	0
Black/African American & White:	0	0	0	0	0	0	0	0
American Indian/Alaskan Native & Black/African American:	0	0	0	0	0	0	0	0
Other multi-racial:	0	0	0	0	0	0	0	0
Asian/Pacific Islander:	0	0	0	0	0	0	0	0
Hispanic:	0	0	0	0	0	0	0	0

CAPER FY 2021-22



U.S. Department of Housing and Urban Development
 Office of Community Planning and Development
 Integrated Disbursement and Information System
 CDBG Activity Summary Report (GPR) for Program Year 2021
 NEW HAVEN

Date: 28-Sep-2022
 Time: 12:03
 Page: 146

Total:	0	0	0	0	0	0	77	22	
Female-headed Households:	0		0		0				
<i>Income Category:</i>									
	Owner	Renter	Total						Person
Extremely Low	0	0	0						44
Low Mod	0	0	0						29
Moderate	0	0	0						4
Non Low Moderate	0	0	0						0
Total	0	0	0						77
Percent Low/Mod									100.0%

Annual Accomplishments

Years	Accomplishment Narrative	# Benefitting
2021	Over 75 seniors were served meals during the closing of the Senior Centers due to the COVID-19 pandemic. Of those seniors served, over 65 were considered poor or near-poor based on the federal poverty guidelines. Additionally, 3 senior centers received yoga instruction weekly for 1 hour upon the reopening of the senior centers. Remaining funds in the amount of \$15,000 will be reprogrammed.	



U.S. Department of Housing and Urban Development
 Office of Community Planning and Development
 Integrated Disbursement and Information System
 CDBG Activity Summary Report (GPR) for Program Year 2021
 NEW HAVEN

Date: 28-Sep-2022
 Time: 12:03
 Page: 147

PGM Year: 2021
Project: 0040 - Elm City International - ECI
IDIS Activity: 3644 - Elm City International - ECI
Status: Completed 6/30/2022 12:00:00 AM
Location: 360 Fountain St Apt 40 New Haven, CT 06515-2611
Objective: Create suitable living environments
Outcome: Availability/accessibility
Matrix Code: Youth Services (05D) **National Objective:** LMC

Activity to prevent, prepare for, and respond to Coronavirus: No

Initial Funding Date: 01/24/2022

Description:
 for the salary of ECI's Reading and Writing Teacher who acts as the College Counselor, College Follow-through Coordinator, head mentors and academic tutors

Financing

	Fund Type	Grant Year	Grant	Funded Amount	Drawn In Program Year	Drawn Thru Program Year
CDBG	EN	2019	B19MC090009	\$7,416.00	\$7,416.00	\$7,416.00
Total	Total			\$7,416.00	\$7,416.00	\$7,416.00

Proposed Accomplishments

People (General) : 20

Actual Accomplishments

Number assisted:

	Owner		Renter		Total		Person	
	Total	Hispanic	Total	Hispanic	Total	Hispanic	Total	Hispanic
White:	0	0	0	0	0	0	9	9
Black/African American:	0	0	0	0	0	0	11	1
Asian:	0	0	0	0	0	0	0	0
American Indian/Alaskan Native:	0	0	0	0	0	0	0	0
Native Hawaiian/Other Pacific Islander:	0	0	0	0	0	0	0	0
American Indian/Alaskan Native & White:	0	0	0	0	0	0	0	0
Asian White:	0	0	0	0	0	0	0	0
Black/African American & White:	0	0	0	0	0	0	0	0
American Indian/Alaskan Native & Black/African American:	0	0	0	0	0	0	0	0
Other multi-racial:	0	0	0	0	0	0	0	0
Asian/Pacific Islander:	0	0	0	0	0	0	0	0
Hispanic:	0	0	0	0	0	0	0	0
Total:	0	0	0	0	0	0	20	10

CAPER FY 2021-22



U.S. Department of Housing and Urban Development
 Office of Community Planning and Development
 Integrated Disbursement and Information System
 CDBG Activity Summary Report (GPR) for Program Year 2021
 NEW HAVEN

Date: 28-Sep-2022
 Time: 12:03
 Page: 148

Female-headed Households: 0 0 0

Income Category:

	Owner	Renter	Total	Person
Extremely Low	0	0	0	7
Low Mod	0	0	0	9
Moderate	0	0	0	4
Non Low Moderate	0	0	0	0
Total	0	0	0	20
Percent Low/Mod				100.0%

Annual Accomplishments

Years	Accomplishment Narrative	# Benefitting
2021	This funding supports the ECI's College Readiness Program which houses a reading and writing program. college counseling, and college follow-through programming. These students are exposed to an intense reading and writing curriculum. Additionally, they have access to individual tutors. Students also engage in college recruiting trip, and receive college counseling and college follow-through services. Students receive over 100 hours of reading and writing instruction, attend 3 college visits, as well as college soccer showcases. They are assisted in college essay writing. Volunteer tutors work individually (1 on 1) w/ the student throughout the year for comfort and consistency. This program starts w/ middle school students, all the way to their senior year of high school. he program is successful in getting inner city youth who play soccer in school, into college programs.	



U.S. Department of Housing and Urban Development
 Office of Community Planning and Development
 Integrated Disbursement and Information System
 CDBG Activity Summary Report (GPR) for Program Year 2021
 NEW HAVEN

Date: 28-Sep-2022
 Time: 12:03
 Page: 149

PGM Year: 2021
Project: 0041 - FISH of Greater New Haven, Inc.
IDIS Activity: 3645 - FISH of Greater New Haven, Inc.
Status: Open **Objective:** Create suitable living environments
Location: PO Box 8552 New Haven, CT 06531-0552 **Outcome:** Availability/accessibility
Matrix Code: Food Banks (05W) **National Objective:** LMC

Activity to prevent, prepare for, and respond to Coronavirus: No

Initial Funding Date: 01/24/2022

Description:
 for the Grocery Delivery Program and for the purchase of groceries and partial salary for the Program Manager

Financing

	Fund Type	Grant Year	Grant	Funded Amount	Drawn In Program Year	Drawn Thru Program Year
CDBG	EN	2019	B19MC090009	\$10,000.00	\$10,000.00	\$10,000.00
Total	Total			\$10,000.00	\$10,000.00	\$10,000.00

Proposed Accomplishments

People (General) : 468

Actual Accomplishments

Number assisted:

	Owner		Renter		Total		Person	
	Total	Hispanic	Total	Hispanic	Total	Hispanic	Total	Hispanic
White:	0	0	0	0	0	0	2,054	1,700
Black/African American:	0	0	0	0	0	0	592	0
Asian:	0	0	0	0	0	0	9	0
American Indian/Alaskan Native:	0	0	0	0	0	0	0	0
Native Hawaiian/Other Pacific Islander:	0	0	0	0	0	0	0	0
American Indian/Alaskan Native & White:	0	0	0	0	0	0	0	0
Asian White:	0	0	0	0	0	0	0	0
Black/African American & White:	0	0	0	0	0	0	0	0
American Indian/Alaskan Native & Black/African American:	0	0	0	0	0	0	0	0
Other multi-racial:	0	0	0	0	0	0	107	0
Asian/Pacific Islander:	0	0	0	0	0	0	0	0
Hispanic:	0	0	0	0	0	0	0	0
Total:	0	0	0	0	0	0	2,762	1,700

CAPER FY 2021-22



U.S. Department of Housing and Urban Development
 Office of Community Planning and Development
 Integrated Disbursement and Information System
 CDBG Activity Summary Report (GPR) for Program Year 2021
 NEW HAVEN

Date: 28-Sep-2022
 Time: 12:03
 Page: 150

Female-headed Households: 0 0 0

Income Category:

	Owner	Renter	Total	Person
Extremely Low	0	0	0	1,359
Low Mod	0	0	0	1,374
Moderate	0	0	0	29
Non Low Moderate	0	0	0	0
Total	0	0	0	2,762
Percent Low/Mod				100.0%

Annual Accomplishments

Years	Accomplishment Narrative	# Benefitting
2021	FISH of Greater New Haven provides delivery of food and groceries to food-insecure, homebound residents in need. FISH continues to deliver fresh groceries, produce, proteins, and other nutritionally dense food to homebound residents in need throughout NH. During the year the food delivered to homebound residents totaled 2,762 individuals. Volunteers provide the delivery of these bags of food. Food is donated by the CT. Food Bank, area grocery stores (Stop & Shop, Big Y, Shop-Rite, and others); as well as individuals donating contributions for the purchase of additional food. These individual totals have increase with the rise in inflation cost of all food products. An estimated guess of meals from these deliveries is well over 100,000 meals. Meals include breakfast, lunch and dinner for these individuals/families.	



U.S. Department of Housing and Urban Development
 Office of Community Planning and Development
 Integrated Disbursement and Information System
 CDBG Activity Summary Report (GPR) for Program Year 2021
 NEW HAVEN

Date: 28-Sep-2022
 Time: 12:03
 Page: 151

PGM Year: 2021
Project: 0042 - Hannah Gray Development
IDIS Activity: 3646 - Hannah Gray Development
Status: Open
Location: 241 Dixwell Ave New Haven, CT 06511-3481
Objective: Create suitable living environments
Outcome: Availability/accessibility
Matrix Code: Senior Services (05A)
National Objective: LMC

Activity to prevent, prepare for, and respond to Coronavirus: No

Initial Funding Date: 01/24/2022

Description:
 to provide low income elderly residents healthwellness programs on site along with other activities to boost social engagement, which helps slow mental and physical deterioration

Financing

	Fund Type	Grant Year	Grant	Funded Amount	Drawn In Program Year	Drawn Thru Program Year
CDBG	EN	2019	B19MC090009	\$10,000.00	\$9,100.00	\$9,100.00
Total	Total			\$10,000.00	\$9,100.00	\$9,100.00

Proposed Accomplishments

People (General) : 20

Actual Accomplishments

Number assisted:

	Owner		Renter		Total		Person	
	Total	Hispanic	Total	Hispanic	Total	Hispanic	Total	Hispanic
White:	0	0	0	0	0	0	4	3
Black/African American:	0	0	0	0	0	0	13	0
Asian:	0	0	0	0	0	0	0	0
American Indian/Alaskan Native:	0	0	0	0	0	0	0	0
Native Hawaiian/Other Pacific Islander:	0	0	0	0	0	0	0	0
American Indian/Alaskan Native & White:	0	0	0	0	0	0	0	0
Asian White:	0	0	0	0	0	0	0	0
Black/African American & White:	0	0	0	0	0	0	0	0
American Indian/Alaskan Native & Black/African American:	0	0	0	0	0	0	0	0
Other multi-racial:	0	0	0	0	0	0	1	0
Asian/Pacific Islander:	0	0	0	0	0	0	0	0
Hispanic:	0	0	0	0	0	0	0	0
Total:	0	0	0	0	0	0	18	3

CAPER FY 2021-22



U.S. Department of Housing and Urban Development
Office of Community Planning and Development
Integrated Disbursement and Information System
CDBG Activity Summary Report (GPR) for Program Year 2021
NEW HAVEN

Date: 28-Sep-2022
Time: 12:03
Page: 152

Female-headed Households: 0 0 0

Income Category:

	Owner	Renter	Total	Person
Extremely Low	0	0	0	4
Low Mod	0	0	0	14
Moderate	0	0	0	0
Non Low Moderate	0	0	0	0
Total	0	0	0	18
Percent Low/Mod				100.0%

Annual Accomplishments

Years	Accomplishment Narrative	# Benefitting
2021	Educating residents on how to take care of the mental, physical, nutritional, and social well being and to expand their comfort zone.	



U.S. Department of Housing and Urban Development
 Office of Community Planning and Development
 Integrated Disbursement and Information System
 CDBG Activity Summary Report (GPR) for Program Year 2021
 NEW HAVEN

Date: 28-Sep-2022
 Time: 12:03
 Page: 153

PGM Year: 2021
Project: 0043 - Higher Heights Youth Empowerment Programs, Inc.
IDIS Activity: 3647 - Higher Heights Youth Empowerment Programs, Inc.
Status: Completed 6/30/2022 12:00:00 AM
Location: 157 Church St Fl 19 New Haven, CT 06510-2100
Objective: Create suitable living environments
Outcome: Availability/accessibility
Matrix Code: Youth Services (05D) **National Objective:** LMC

Activity to prevent, prepare for, and respond to Coronavirus: No

Initial Funding Date: 01/24/2022

Description:
 for partial support of the Program Coordinators position and mentors and tutors

Financing

	Fund Type	Grant Year	Grant	Funded Amount	Drawn In Program Year	Drawn Thru Program Year
CDBG	EN	2019	B19MC090009	\$10,000.00	\$10,000.00	\$10,000.00
Total	Total			\$10,000.00	\$10,000.00	\$10,000.00

Proposed Accomplishments

People (General) : 25

Actual Accomplishments

Number assisted:

	Owner		Renter		Total		Person	
	Total	Hispanic	Total	Hispanic	Total	Hispanic	Total	Hispanic
White:	0	0	0	0	0	0	14	10
Black/African American:	0	0	0	0	0	0	64	21
Asian:	0	0	0	0	0	0	4	0
American Indian/Alaskan Native:	0	0	0	0	0	0	0	0
Native Hawaiian/Other Pacific Islander:	0	0	0	0	0	0	0	0
American Indian/Alaskan Native & White:	0	0	0	0	0	0	0	0
Asian White:	0	0	0	0	0	0	0	0
Black/African American & White:	0	0	0	0	0	0	0	0
American Indian/Alaskan Native & Black/African American:	0	0	0	0	0	0	0	0
Other multi-racial:	0	0	0	0	0	0	15	0
Asian/Pacific Islander:	0	0	0	0	0	0	0	0
Hispanic:	0	0	0	0	0	0	0	0
Total:	0	0	0	0	0	0	97	31

CAPER FY 2021-22



U.S. Department of Housing and Urban Development
 Office of Community Planning and Development
 Integrated Disbursement and Information System
 CDBG Activity Summary Report (GPR) for Program Year 2021
 NEW HAVEN

Date: 28-Sep-2022
 Time: 12:03
 Page: 154

Female-headed Households: 0 0 0

Income Category:

	Owner	Renter	Total	Person
Extremely Low	0	0	0	37
Low Mod	0	0	0	43
Moderate	0	0	0	17
Non Low Moderate	0	0	0	0
Total	0	0	0	97
Percent Low/Mod				100.0%

Annual Accomplishments

Years	Accomplishment Narrative	# Benefitting
2022	Higher Heights. Inc. is a program which assists inner city high school students in the preparation of preparing and taking SAT test during their junior and senior years of high school. This program runs during the NHPS year, as well as during the summer. With the assistance of NHPS, other partnering agencies, and scholarship organizations HHI assisted, tutored, and mentored of 95 male and female high school students. There are over 40 tutoring session per month for the months of September - April. As well as 50 SAT Test Prep Sessions on Saturdays, and school vacation weeks. HHI also held a scholarship fair for over 60 students, and 11 partnering scholarship organizations.	



U.S. Department of Housing and Urban Development
 Office of Community Planning and Development
 Integrated Disbursement and Information System
 CDBG Activity Summary Report (GPR) for Program Year 2021
 NEW HAVEN

Date: 28-Sep-2022
 Time: 12:03
 Page: 155

PGM Year: 2021
Project: 0044 - Inspired Communities (Adult Institute)
IDIS Activity: 3648 - Inspired Communities (Adult Institute)
Status: Completed 6/30/2022 12:00:00 AM
Location: 31 Lander St New Haven, CT 06511-1112
Objective: Create economic opportunities
Outcome: Availability/accessibility
Matrix Code: Employment Training (05H) **National Objective:** LMCSV

Activity to prevent, prepare for, and respond to Coronavirus: No

Initial Funding Date: 01/24/2022

Description:

For staff who will mentor and support adults who joined the program. The objective of the program is to help local adults turn their skills and experiences into employment opportunities, including microbusiness and self employment opportunities for people who face difficulty obtaining employment because of their past history and to provide opportunity for participants to engage in positive neighborhood empowerment.

Financing

	Fund Type	Grant Year	Grant	Funded Amount	Drawn In Program Year	Drawn Thru Program Year
CDBG	EN	2019	B19MC090009	\$13,859.94	\$13,859.94	\$13,859.94
Total	Total			\$13,859.94	\$13,859.94	\$13,859.94

Proposed Accomplishments

People (General) : 10

Actual Accomplishments

Number assisted:

	Owner		Renter		Total		Person	
	Total	Hispanic	Total	Hispanic	Total	Hispanic	Total	Hispanic
White:	0	0	0	0	0	0		0
Black/African American:	0	0	0	0	0	0	6	0
Asian:	0	0	0	0	0	0	0	0
American Indian/Alaskan Native:	0	0	0	0	0	0	0	0
Native Hawaiian/Other Pacific Islander:	0	0	0	0	0	0	0	0
American Indian/Alaskan Native & White:	0	0	0	0	0	0	0	0
Asian White:	0	0	0	0	0	0	0	0
Black/African American & White:	0	0	0	0	0	0	0	0
American Indian/Alaskan Native & Black/African American:	0	0	0	0	0	0	0	0
Other multi-racial:	0	0	0	0	0	0	2	0
Asian/Pacific Islander:	0	0	0	0	0	0	0	0
Hispanic:	0	0	0	0	0	0	0	0

CAPER FY 2021-22



U.S. Department of Housing and Urban Development
 Office of Community Planning and Development
 Integrated Disbursement and Information System
 CDBG Activity Summary Report (GPR) for Program Year 2021
 NEW HAVEN

Date: 28-Sep-2022
 Time: 12:03
 Page: 156

Total:	0	0	0	0	0	0	8	0	
Female-headed Households:	0		0		0				
<i>Income Category:</i>									
	Owner	Renter	Total						Person
Extremely Low	0	0	0						1
Low Mod	0	0	0						3
Moderate	0	0	0						4
Non Low Moderate	0	0	0						0
Total	0	0	0						8
Percent Low/Mod									100.0%

Annual Accomplishments

Years	Accomplishment Narrative	# Benefitting
2021	Completed the design of our Adult Institute, recruited and trained staff, recruited and enrolled participants, and delivered Institute services to educate and empower Newhallville Adults. The Adult Students learned skills that would allow them to start their own childcare industry businesses or work in a facility. Adult participants went through the following program: fingerprinting, Childcare 101, Childcare 102, First Aid, CPR, Medical Administration, Epi-Pen Training, Curriculum Development, Community Relations, Enrichment Lab Training with the students in the Youth Institute.	



U.S. Department of Housing and Urban Development
 Office of Community Planning and Development
 Integrated Disbursement and Information System
 CDBG Activity Summary Report (GPR) for Program Year 2021
 NEW HAVEN

Date: 28-Sep-2022
 Time: 12:03
 Page: 157

PGM Year: 2021
Project: 0045 - Inspired Communities (Youth Institute)
IDIS Activity: 3649 - Inspired Communities (Youth Institute)
Status: Completed 6/30/2022 12:00:00 AM
Location: 31 Lander St New Haven, CT 06511-1112
Objective: Create suitable living environments
Outcome: Availability/accessibility
Matrix Code: Youth Services (05D) **National Objective:** LMC

Activity to prevent, prepare for, and respond to Coronavirus: No

Initial Funding Date: 01/24/2022

Description:

pay for staff who will support the children and youth who have joined the program.
 The objective of the program is to help youth obtain new skills and experiences, and to expand their vision of their individual potential.

Financing

	Fund Type	Grant Year	Grant	Funded Amount	Drawn In Program Year	Drawn Thru Program Year
CDBG	EN	2019	B19MC090009	\$15,000.00	\$15,000.00	\$15,000.00
Total	Total			\$15,000.00	\$15,000.00	\$15,000.00

Proposed Accomplishments

People (General) : 30

Actual Accomplishments

Number assisted:

	Owner		Renter		Total		Person	
	Total	Hispanic	Total	Hispanic	Total	Hispanic	Total	Hispanic
White:	0	0	0	0	0	0	3	3
Black/African American:	0	0	0	0	0	0	37	0
Asian:	0	0	0	0	0	0	0	0
American Indian/Alaskan Native:	0	0	0	0	0	0	0	0
Native Hawaiian/Other Pacific Islander:	0	0	0	0	0	0	0	0
American Indian/Alaskan Native & White:	0	0	0	0	0	0	0	0
Asian White:	0	0	0	0	0	0	0	0
Black/African American & White:	0	0	0	0	0	0	0	0
American Indian/Alaskan Native & Black/African American:	0	0	0	0	0	0	0	0
Other multi-racial:	0	0	0	0	0	0	2	0
Asian/Pacific Islander:	0	0	0	0	0	0	0	0
Hispanic:	0	0	0	0	0	0	0	0



U.S. Department of Housing and Urban Development
 Office of Community Planning and Development
 Integrated Disbursement and Information System
 CDBG Activity Summary Report (GPR) for Program Year 2021
 NEW HAVEN

Date: 28-Sep-2022
 Time: 12:03
 Page: 158

Total:	0	0	0	0	0	0	42	3	
Female-headed Households:	0		0		0				
<i>Income Category:</i>									
	Owner	Renter	Total						Person
Extremely Low	0	0	0						35
Low Mod	0	0	0						5
Moderate	0	0	0						2
Non Low Moderate	0	0	0						0
Total	0	0	0						42
Percent Low/Mod									100.0%

Annual Accomplishments

Years	Accomplishment Narrative	# Benefitting
2021	<p>The purpose of the \$15,000.00 grant to Inspired Communities, Inc. is for the hiring of an additional support staff for the new initiative program. The program is for Newhallville area youths, ages 7-12 years of age. These youth will have an increase opportunities for skill building around civic engagement and media arts production through the program. It will and has offered a diverse program of media as well as working together in various civic engagements. Such as cleaning up the streets, assisting residents in yardwork/cleanup, volunteering with a food bank, to listening to speakers of all types and backgrounds, to discussing their experiences of both hardships and accomplishments. The program had over 40 Newhallville youths in their new program.</p>	



U.S. Department of Housing and Urban Development
 Office of Community Planning and Development
 Integrated Disbursement and Information System
 CDBG Activity Summary Report (GPR) for Program Year 2021
 NEW HAVEN

Date: 28-Sep-2022
 Time: 12:03
 Page: 159

PGM Year: 2021
Project: 0046 - IRIS-Integrated Refugee & Immigrant Services
IDIS Activity: 3650 - IRIS-Integrated Refugee & Immigrant Services
Status: Completed 6/30/2022 12:00:00 AM
Location: 235 Nicoll St New Haven, CT 06511-2670
Objective: Create suitable living environments
Outcome: Availability/accessibility
Matrix Code: Other Public Services Not Listed in 05A-05Y, 03T (05Z) **National Objective:** LMC

Activity to prevent, prepare for, and respond to Coronavirus: No

Initial Funding Date: 01/24/2022

Description:
 Funds will be used for their new Universal Social Services project (USS), which provides intensive case management support to low-income non-refugee immigrants resettling in New Haven.

Financing

	Fund Type	Grant Year	Grant	Funded Amount	Drawn In Program Year	Drawn Thru Program Year
CDBG	EN	2019	B19MC090009	\$10,000.00	\$10,000.00	\$10,000.00
Total	Total			\$10,000.00	\$10,000.00	\$10,000.00

Proposed Accomplishments

People (General) : 300

Actual Accomplishments

Number assisted:

	Owner		Renter		Total		Person	
	Total	Hispanic	Total	Hispanic	Total	Hispanic	Total	Hispanic
White:	0	0	0	0	0	0	282	278
Black/African American:	0	0	0	0	0	0	25	0
Asian:	0	0	0	0	0	0	9	0
American Indian/Alaskan Native:	0	0	0	0	0	0	0	0
Native Hawaiian/Other Pacific Islander:	0	0	0	0	0	0	0	0
American Indian/Alaskan Native & White:	0	0	0	0	0	0	0	0
Asian White:	0	0	0	0	0	0	0	0
Black/African American & White:	0	0	0	0	0	0	0	0
American Indian/Alaskan Native & Black/African American:	0	0	0	0	0	0	0	0
Other multi-racial:	0	0	0	0	0	0	0	0
Asian/Pacific Islander:	0	0	0	0	0	0	0	0
Hispanic:	0	0	0	0	0	0	0	0



U.S. Department of Housing and Urban Development
 Office of Community Planning and Development
 Integrated Disbursement and Information System
 CDBG Activity Summary Report (GPR) for Program Year 2021
 NEW HAVEN

Date: 28-Sep-2022
 Time: 12:03
 Page: 160

Total:	0	0	0	0	0	0	316	278	
Female-headed Households:	0		0		0				
<i>Income Category:</i>									
	Owner	Renter	Total						Person
Extremely Low	0	0	0						249
Low Mod	0	0	0						67
Moderate	0	0	0						0
Non Low Moderate	0	0	0						0
Total	0	0	0						316
Percent Low/Mod									100.0%

Annual Accomplishments

Years	Accomplishment Narrative	# Benefitting
2021	<p>IRIS provides intense case management support to low-income non-refugee immigrants resettling in New Haven. IRIS has provided these services to refugees since 1982. An important element of this work is providing case management to recent immigrant families to assist them in meeting basic needs and integrating into the community. Case managers assist immigrants in finding housing, food assistance, health care, education, job training and employment. In order to meet these growing needs, IRIS has expanded the non-refugee case management staff to 3 full-time employees. IRIS expected to serve over 300 recent immigrants. Assisting 50% of households in meeting basic needs such as food, rental assistance, and/or clothing and referral to IRIS legal services or outside counseling for assistance.</p> <p>Since the beginning of the year - IRIS has assisted 316 non-refugee immigrants. 233 received assistance through the 4-CT card program. 23 households received rental assistance, 52 with basic needs, 27 were referred to the IRIS educational department for educational services or ESOL classes, 20 received brief legal assistance. while 38 were enrolled as CCIF clients.</p>	



U.S. Department of Housing and Urban Development
 Office of Community Planning and Development
 Integrated Disbursement and Information System
 CDBG Activity Summary Report (GPR) for Program Year 2021
 NEW HAVEN

Date: 28-Sep-2022
 Time: 12:03
 Page: 161

PGM Year: 2021
Project: 0047 - JUNTA
IDIS Activity: 3651 - JUNTA

Status: Canceled 6/30/2022 12:00:00 AM
Location: 169 Grand Ave New Haven, CT 06513-3939
Objective: Create economic opportunities
Outcome: Availability/accessibility
Matrix Code: Employment Training (05H) **National Objective:** LMC

Activity to prevent, prepare for, and respond to Coronavirus: No

Initial Funding Date: 01/24/2022

Description:

to cover the salary costs for positions such as the Adult Education Associate, Employment SpecialistCase Manager, and Administrative Assistant

Financing

No data returned for this view. This might be because the applied filter excludes all data.

Proposed Accomplishments

People (General) : 500

Actual Accomplishments

Number assisted:

	Owner		Renter		Total		Person	
	Total	Hispanic	Total	Hispanic	Total	Hispanic	Total	Hispanic
White:	0	0	0	0	0	0		0
Black/African American:	0	0	0	0	0	0	0	0
Asian:	0	0	0	0	0	0	0	0
American Indian/Alaskan Native:	0	0	0	0	0	0	0	0
Native Hawaiian/Other Pacific Islander:	0	0	0	0	0	0	0	0
American Indian/Alaskan Native & White:	0	0	0	0	0	0	0	0
Asian White:	0	0	0	0	0	0	0	0
Black/African American & White:	0	0	0	0	0	0	0	0
American Indian/Alaskan Native & Black/African American:	0	0	0	0	0	0	0	0
Other multi-racial:	0	0	0	0	0	0	0	0

CAPER FY 2021-22



U.S. Department of Housing and Urban Development
 Office of Community Planning and Development
 Integrated Disbursement and Information System
 CDBG Activity Summary Report (GPR) for Program Year 2021
 NEW HAVEN

Date: 28-Sep-2022
 Time: 12:03
 Page: 162

Asian/Pacific Islander:	0	0	0	0	0	0	0	0
Hispanic:	0	0	0	0	0	0	0	0
Total:	0	0	0	0	0	0	0	0

Female-headed Households: 0 0 0 0

Income Category:

	Owner	Renter	Total	Person
Extremely Low	0	0	0	0
Low Mod	0	0	0	0
Moderate	0	0	0	0
Non Low Moderate	0	0	0	0
Total	0	0	0	0

Percent Low/Mod

Annual Accomplishments

Years	Accomplishment Narrative	# Benefitting
2021	Junta for Progressive action was not able to enter into a CDBG contract this year. This was due to COVID-19, as well as a lack of staffing because of the pandemic. They also had new staff in both the Executive Director's position, and both the Program Manager and Bookkeeping positions. That and the lack of funding to sanitize each room daily. Activity has been cancelled. Funds will be reprogrammed.	



U.S. Department of Housing and Urban Development
 Office of Community Planning and Development
 Integrated Disbursement and Information System
 CDBG Activity Summary Report (GPR) for Program Year 2021
 NEW HAVEN

Date: 28-Sep-2022
 Time: 12:03
 Page: 163

PGM Year: 2021
Project: 0048 - Liberty Community Services
IDIS Activity: 3652 - Liberty Community Services
Status: Open
Location: 153 East St New Haven, CT 06511-5947
Objective: Create suitable living environments
Outcome: Availability/accessibility
Matrix Code: Operating Costs of Homeless/AIDS Patients Programs (03T)
National Objective: LMC

Activity to prevent, prepare for, and respond to Coronavirus: No

Initial Funding Date: 01/24/2022

Description:
 to hire one full-time case manager to work 35 hours per week to be housed primarily at the main library branch with regular office hours at each of the other branches

	Fund Type	Grant Year	Grant	Funded Amount	Drawn In Program Year	Drawn Thru Program Year
CDBG	EN	2019	B19MC090009	\$12,000.00	\$12,000.00	\$12,000.00
Total	Total			\$12,000.00	\$12,000.00	\$12,000.00

Proposed Accomplishments

People (General) : 200

Actual Accomplishments

Number assisted:

	Owner		Renter		Total		Person	
	Total	Hispanic	Total	Hispanic	Total	Hispanic	Total	Hispanic
White:	0	0	0	0	0	0	35	12
Black/African American:	0	0	0	0	0	0	31	3
Asian:	0	0	0	0	0	0	3	0
American Indian/Alaskan Native:	0	0	0	0	0	0	0	0
Native Hawaiian/Other Pacific Islander:	0	0	0	0	0	0	0	0
American Indian/Alaskan Native & White:	0	0	0	0	0	0	0	0
Asian White:	0	0	0	0	0	0	0	0
Black/African American & White:	0	0	0	0	0	0	0	0
American Indian/Alaskan Native & Black/African American:	0	0	0	0	0	0	0	0
Other multi-racial:	0	0	0	0	0	0	10	2
Asian/Pacific Islander:	0	0	0	0	0	0	0	0
Hispanic:	0	0	0	0	0	0	0	0
Total:	0	0	0	0	0	0	79	17

CAPER FY 2021-22



U.S. Department of Housing and Urban Development
 Office of Community Planning and Development
 Integrated Disbursement and Information System
 CDBG Activity Summary Report (GPR) for Program Year 2021
 NEW HAVEN

Date: 28-Sep-2022
 Time: 12:03
 Page: 164

Female-headed Households: 0 0 0

Income Category:

	Owner	Renter	Total	Person
Extremely Low	0	0	0	77
Low Mod	0	0	0	2
Moderate	0	0	0	0
Non Low Moderate	0	0	0	0
Total	0	0	0	79
Percent Low/Mod				100.0%

Annual Accomplishments

Years	Accomplishment Narrative	# Benefitting
2021	<p>Provided funding for the full-time library case manager. Hours were scheduled at both the Fair Haven and Wilson Branches. Each branch has a case worker stationed one afternoon a week. This service has become more popular as the quarter progressed. Provided a full time case manager installed at Ives library Mondays through Fridays. The NHFPL provides a private office, desk computer and access to printing to the library case manager. Secured source of funding for items such as ID's. Provided basic needs items - socks, hand sanitizer, facial masks, snacks, hand warmers, etc. Completed resumes, job search and assisted with online job applications. Referred patrons for employment services. Assisted with apartment searches. The case management staff facilitated placements at the warming centers and hotels for people experiencing unsheltered homelessness. Assistance was offered to patrons for: Unemployment applications, Eviction prevention funds, Housing Choice Voucher/Section 8 applications Job Search, Identification and other Documentation, Bond applications, Tax preparation, Informed Consents, Access to Shelter, Referrals for basic needs, health services, clinical services, Assistance to renew occupation-related license, Application assistance for apartments, Job application assistance, Resume development.</p>	



U.S. Department of Housing and Urban Development
 Office of Community Planning and Development
 Integrated Disbursement and Information System
 CDBG Activity Summary Report (GPR) for Program Year 2021
 NEW HAVEN

Date: 28-Sep-2022
 Time: 12:03
 Page: 165

PGM Year: 2021
Project: 0049 - Literacy Volunteers of Greater New Haven
IDIS Activity: 3653 - Literacy Volunteers of Greater New Haven
Status: Completed 6/30/2022 12:00:00 AM
Location: 5 Science Park Ste 2 New Haven, CT 06511-1989
Objective: Create suitable living environments
Outcome: Availability/accessibility
Matrix Code: Youth Services (05D) **National Objective:** LMC

Activity to prevent, prepare for, and respond to Coronavirus: No

Initial Funding Date: 01/24/2022

Description:
 for staff salaries who train and support volunteer tutors in the free education programs

Financing

	Fund Type	Grant Year	Grant	Funded Amount	Drawn In Program Year	Drawn Thru Program Year
CDBG	EN	2019	B19MC090009	\$15,000.00	\$15,000.00	\$15,000.00
Total	Total			\$15,000.00	\$15,000.00	\$15,000.00

Proposed Accomplishments

People (General) : 400

Actual Accomplishments

Number assisted:

	Owner		Renter		Total		Person	
	Total	Hispanic	Total	Hispanic	Total	Hispanic	Total	Hispanic
White:	0	0	0	0	0	0	165	134
Black/African American:	0	0	0	0	0	0	57	0
Asian:	0	0	0	0	0	0	49	0
American Indian/Alaskan Native:	0	0	0	0	0	0	0	0
Native Hawaiian/Other Pacific Islander:	0	0	0	0	0	0	0	0
American Indian/Alaskan Native & White:	0	0	0	0	0	0	0	0
Asian White:	0	0	0	0	0	0	0	0
Black/African American & White:	0	0	0	0	0	0	0	0
American Indian/Alaskan Native & Black/African American:	0	0	0	0	0	0	0	0
Other multi-racial:	0	0	0	0	0	0	7	0
Asian/Pacific Islander:	0	0	0	0	0	0	0	0
Hispanic:	0	0	0	0	0	0	0	0
Total:	0	0	0	0	0	0	278	134

CAPER FY 2021-22



U.S. Department of Housing and Urban Development
 Office of Community Planning and Development
 Integrated Disbursement and Information System
 CDBG Activity Summary Report (GPR) for Program Year 2021
 NEW HAVEN

Date: 28-Sep-2022
 Time: 12:03
 Page: 166

Female-headed Households: 0 0 0

Income Category:

	Owner	Renter	Total	Person
Extremely Low	0	0	0	216
Low Mod	0	0	0	41
Moderate	0	0	0	21
Non Low Moderate	0	0	0	0
Total	0	0	0	278
Percent Low/Mod				100.0%

Annual Accomplishments

Years	Accomplishment Narrative	# Benefitting
2021	Literacy Volunteers provides free classes in ESOL and Basic Literacy for adults in the New Haven Community who do not speak English. During this quarter, 56 new adult students were tutored by 20 volunteer tutors. Students and tutors were tutored remotely and in-person. Intake and pre and post testing were carried out to determine student progress. 22 new tutors were trained during this quarter. Program support was provided to tutors, tutor round tables and developmental workshops were held. Our new Literacy Outreach Coordinator engaged 11 potential students and 59 adults interested in tutoring; engaged 12 organizations. Overall, and throughout the year LVI has served/assisted/taught over 275 New Haven area adults in ESOL. If needed, they also referred individuals to other agencies for additional services if needed. They also work closely with other agencies such as: NH Public Library, NH READS, JUNTA for Progressive Action, Casa Otonal, Catholic Charities to name a few.	



U.S. Department of Housing and Urban Development
 Office of Community Planning and Development
 Integrated Disbursement and Information System
 CDBG Activity Summary Report (GPR) for Program Year 2021
 NEW HAVEN

Date: 28-Sep-2022
 Time: 12:03
 Page: 167

PGM Year: 2021
Project: 0050 - Mary Wade Home
IDIS Activity: 3654 - Mary Wade Home

Status: Completed 6/30/2022 12:00:00 AM Objective: Create suitable living environments
 Location: 118 Clinton Ave New Haven, CT 06513-3100 Outcome: Availability/accessibility
 Matrix Code: Senior Services (05A) National Objective: LMC

Activity to prevent, prepare for, and respond to Coronavirus: No

Initial Funding Date: 01/24/2022

Description:
 to pay a portion of the salaries associated with providing medical and weekend transportation services to seniors in the community

Financing

	Fund Type	Grant Year	Grant	Funded Amount	Drawn In Program Year	Drawn Thru Program Year
CDBG	EN	2019	B19MC090009	\$15,000.00	\$15,000.00	\$15,000.00
Total	Total			\$15,000.00	\$15,000.00	\$15,000.00

Proposed Accomplishments

People (General) : 116

Actual Accomplishments

Number assisted:

	Owner		Renter		Total		Person	
	Total	Hispanic	Total	Hispanic	Total	Hispanic	Total	Hispanic
White:	0	0	0	0	0	0	39	19
Black/African American:	0	0	0	0	0	0	26	0
Asian:	0	0	0	0	0	0	1	0
American Indian/Alaskan Native:	0	0	0	0	0	0	0	0
Native Hawaiian/Other Pacific Islander:	0	0	0	0	0	0	0	0
American Indian/Alaskan Native & White:	0	0	0	0	0	0	0	0
Asian White:	0	0	0	0	0	0	0	0
Black/African American & White:	0	0	0	0	0	0	0	0
American Indian/Alaskan Native & Black/African American:	0	0	0	0	0	0	0	0
Other multi-racial:	0	0	0	0	0	0	0	0
Asian/Pacific Islander:	0	0	0	0	0	0	0	0
Hispanic:	0	0	0	0	0	0	0	0
Total:	0	0	0	0	0	0	66	19

CAPER FY 2021-22



U.S. Department of Housing and Urban Development
 Office of Community Planning and Development
 Integrated Disbursement and Information System
 CDBG Activity Summary Report (GPR) for Program Year 2021
 NEW HAVEN

Date: 28-Sep-2022
 Time: 12:03
 Page: 168

Female-headed Households: 0 0 0

Income Category:

	Owner	Renter	Total	Person
Extremely Low	0	0	0	59
Low Mod	0	0	0	7
Moderate	0	0	0	0
Non Low Moderate	0	0	0	0
Total	0	0	0	66
Percent Low/Mod				100.0%

Annual Accomplishments

Years	Accomplishment Narrative	# Benefitting
2021	Mary Wade Home provides transportation to residents of Mary Wade, as well as other residents 60 years of age or older who live in New Haven. Transportation is provided Monday through Friday to appointments with doctors and/or pharmacies. Weekend transportation includes: shopping, religious services, recreation, to visiting family members. On average per quarter there are 250-275 rides for medical appointments/transportation. While weekends average 60-75 rides. This equates to over 1200 rides to appointments, as well as 300 weekend transportation for the year. The program has grown due to it's well established good reviews of service.	



U.S. Department of Housing and Urban Development
 Office of Community Planning and Development
 Integrated Disbursement and Information System
 CDBG Activity Summary Report (GPR) for Program Year 2021
 NEW HAVEN

Date: 28-Sep-2022
 Time: 12:03
 Page: 169

PGM Year: 2021
Project: 0051 - New Haven HomeOwnership Center
IDIS Activity: 3655 - New Haven HomeOwnership Center
Status: Completed 6/30/2022 12:00:00 AM
Location: 333 Sherman Ave New Haven, CT 06511-3152
Objective: Provide decent affordable housing
Outcome: Sustainability
Matrix Code: Housing Counseling, under 24 CFR
 5.100 Supporting Homebuyer
 Downpayment Assistance (05R) (05Y) **National Objective:** LMH

Activity to prevent, prepare for, and respond to Coronavirus: No

Initial Funding Date: 01/24/2022

Description:
 to provide low, moderate, and middle income clients with quality homebuyer education workshops, foreclosure prevention services, budget counseling, and homeownership training

	Fund Type	Grant Year	Grant	Funded Amount	Drawn In Program Year	Drawn Thru Program Year
CDBG	EN	2019	B19MC090009	\$10,000.00	\$10,000.00	\$10,000.00
Total	Total			\$10,000.00	\$10,000.00	\$10,000.00

Proposed Accomplishments

Households (General) : 1,800

Actual Accomplishments

Number assisted:

	Owner		Renter		Total		Person	
	Total	Hispanic	Total	Hispanic	Total	Hispanic	Total	Hispanic
White:	22	10	0	0	22	10	0	0
Black/African American:	137	34	0	0	137	34	0	0
Asian:	2	0	0	0	2	0	0	0
American Indian/Alaskan Native:	1	0	0	0	1	0	0	0
Native Hawaiian/Other Pacific Islander:	2	0	0	0	2	0	0	0
American Indian/Alaskan Native & White:	0	0	0	0	0	0	0	0
Asian White:	0	0	0	0	0	0	0	0
Black/African American & White:	0	0	0	0	0	0	0	0
American Indian/Alaskan Native & Black/African American:	0	0	0	0	0	0	0	0
Other multi-racial:	34	21	0	0	34	21	0	0
Asian/Pacific Islander:	0	0	0	0	0	0	0	0
Hispanic:	0	0	0	0	0	0	0	0
Total:	198	65	0	0	198	65	0	0

CAPER FY 2021-22



U.S. Department of Housing and Urban Development
 Office of Community Planning and Development
 Integrated Disbursement and Information System
 CDBG Activity Summary Report (GPR) for Program Year 2021
 NEW HAVEN

Date: 28-Sep-2022
 Time: 12:03
 Page: 170

Female-headed Households: 0 0 0

Income Category:

	Owner	Renter	Total	Person
Extremely Low	62	0	62	0
Low Mod	70	0	70	0
Moderate	50	0	50	0
Non Low Moderate	16	0	16	0
Total	198	0	198	0
Percent Low/Mod	91.9%		91.9%	

Annual Accomplishments

Years	Accomplishment Narrative	# Benefitting
2021	<p>Provide a variety of homebuyer education programs for low-income, first-time homebuyers including budgeting and financial management classes. Our curriculum features a wide array of subject material designed to educate and empower prospective homebuyers and existing home- owners in making good choices in the real estate, mortgage and financial management arenas. We offer homebuyer education classes along with money management/ budgeting and landlord work- shops. We also provide mortgage delinquency and foreclosure prevention counseling.</p> <p>Offer pre-purchase homebuyer counseling for homebuyers who are receiving CHFA mortgages. (Both three-hour and eight-hour classes are available along with 8 hour on-line classes.) The HOC provided both 3-hour and 8-hour homebuyer education workshops (and in addition, on-line education) to 48 prospective homeowners during the reporting period.</p> <p>Provide extensive financial counseling and mortgage awareness education to existing homeowners as well as to first-time homebuyers. The HOC continues to be a leader in providing financial counseling to all of our prospective and current homeowners. It is an integral part of our financial fitness, homebuyer education and foreclosure prevention workshops.</p> <p>Offer landlord-training classes to those first-time homebuyers who have purchased/are purchasing two- or three-family homes.</p>	



U.S. Department of Housing and Urban Development
 Office of Community Planning and Development
 Integrated Disbursement and Information System
 CDBG Activity Summary Report (GPR) for Program Year 2021
 NEW HAVEN

Date: 28-Sep-2022
 Time: 12:03
 Page: 171

PGM Year: 2021
Project: 0052 - Gather New Haven
IDIS Activity: 3656 - Gather New Haven
Status: Canceled 6/30/2022 12:00:00 AM
Location: 817 Grand Ave New Haven, CT 06511-4970
Objective: Create economic opportunities
Outcome: Availability/accessibility
Matrix Code: Employment Training (05H) **National Objective:** LMC

Activity to prevent, prepare for, and respond to Coronavirus: No

Initial Funding Date: 01/24/2022

Description:
 to support green jobs training for a new class of Growing Entrepreneurs and continuing cohort during summer and fall 2021 and a new cohort of students in spring 2022

Financing
 No data returned for this view. This might be because the applied filter excludes all data.

Proposed Accomplishments

People (General) : 4

Actual Accomplishments

Number assisted:

	Owner		Renter		Total		Person	
	Total	Hispanic	Total	Hispanic	Total	Hispanic	Total	Hispanic
White:	0	0	0	0	0	0		0
Black/African American:	0	0	0	0	0	0	0	0
Asian:	0	0	0	0	0	0	0	0
American Indian/Alaskan Native:	0	0	0	0	0	0	0	0
Native Hawaiian/Other Pacific Islander:	0	0	0	0	0	0	0	0
American Indian/Alaskan Native & White:	0	0	0	0	0	0	0	0
Asian White:	0	0	0	0	0	0	0	0
Black/African American & White:	0	0	0	0	0	0	0	0
American Indian/Alaskan Native & Black/African American:	0	0	0	0	0	0	0	0
Other multi-racial:	0	0	0	0	0	0	0	0



U.S. Department of Housing and Urban Development
 Office of Community Planning and Development
 Integrated Disbursement and Information System
 CDBG Activity Summary Report (GPR) for Program Year 2021
 NEW HAVEN

Date: 28-Sep-2022
 Time: 12:03
 Page: 172

Asian/Pacific Islander:	0	0	0	0	0	0	0	0
Hispanic:	0	0	0	0	0	0	0	0
Total:	0	0	0	0	0	0	0	0

Female-headed Households: 0 0 0 0

Income Category:

	Owner	Renter	Total	Person
Extremely Low	0	0	0	0
Low Mod	0	0	0	0
Moderate	0	0	0	0
Non Low Moderate	0	0	0	0
Total	0	0	0	0

Percent Low/Mod

Annual Accomplishments

Years	Accomplishment Narrative	# Benefiting
2021	Gather New Haven / New Haven Land Trust was not able to perform their required activity for their contract. Therefore, they did not receive a contract. Activity has been cancelled. Funds will be reprogrammed.	



U.S. Department of Housing and Urban Development
 Office of Community Planning and Development
 Integrated Disbursement and Information System
 CDBG Activity Summary Report (GPR) for Program Year 2021
 NEW HAVEN

Date: 28-Sep-2022
 Time: 12:03
 Page: 173

PGM Year: 2021
Project: 0053 - New Haven Pop Warner Inc.
IDIS Activity: 3657 - New Haven Pop Warner Inc.
Status: Completed 6/30/2022 12:00:00 AM
Location: 125 Glen Ridge Rd Hamden, CT 06518-5362
Objective: Create suitable living environments
Outcome: Availability/accessibility
Matrix Code: Youth Services (05D) **National Objective:** LMC

Activity to prevent, prepare for, and respond to Coronavirus: No

Initial Funding Date: 01/24/2022

Description:
 to purchase and recondition new equipment for training and playing

Financing

	Fund Type	Grant Year	Grant	Funded Amount	Drawn In Program Year	Drawn Thru Program Year
CDBG	EN	2019	B19MC090009	\$20,000.00	\$20,000.00	\$20,000.00
Total	Total			\$20,000.00	\$20,000.00	\$20,000.00

Proposed Accomplishments

People (General) : 301

Actual Accomplishments

Number assisted:

	Owner		Renter		Total		Person	
	Total	Hispanic	Total	Hispanic	Total	Hispanic	Total	Hispanic
White:	0	0	0	0	0	0	25	20
Black/African American:	0	0	0	0	0	0	215	0
Asian:	0	0	0	0	0	0	0	0
American Indian/Alaskan Native:	0	0	0	0	0	0	0	0
Native Hawaiian/Other Pacific Islander:	0	0	0	0	0	0	0	0
American Indian/Alaskan Native & White:	0	0	0	0	0	0	0	0
Asian White:	0	0	0	0	0	0	0	0
Black/African American & White:	0	0	0	0	0	0	5	0
American Indian/Alaskan Native & Black/African American:	0	0	0	0	0	0	0	0
Other multi-racial:	0	0	0	0	0	0	0	0
Asian/Pacific Islander:	0	0	0	0	0	0	0	0
Hispanic:	0	0	0	0	0	0	0	0
Total:	0	0	0	0	0	0	245	20

CAPER FY 2021-22



U.S. Department of Housing and Urban Development
 Office of Community Planning and Development
 Integrated Disbursement and Information System
 CDBG Activity Summary Report (GPR) for Program Year 2021
 NEW HAVEN

Date: 28-Sep-2022
 Time: 12:03
 Page: 174

Female-headed Households: 0 0 0

Income Category:

	Owner	Renter	Total	Person
Extremely Low	0	0	0	240
Low Mod	0	0	0	0
Moderate	0	0	0	5
Non Low Moderate	0	0	0	0
Total	0	0	0	245
Percent Low/Mod				100.0%

Annual Accomplishments

Years	Accomplishment Narrative	# Benefitting
2021	NH Pop Warner Football program serves over 200 area boys and girls from the all neighborhoods of New Haven. Teaching these youth the game of football (and Cheerleading), as well as needed live skills; as they grow into young men and women. This year NHPWF had 245 boys and girls, ages 5-14. Teaching them the fundamentals of football (and cheerleading). Life skills on how to work and get along with other fellow teammates, some of whom are from other New Haven neighborhoods. They learned how to work hard for what they want in sports and life. How to be respectful to others (teammates, coaches, and other - parents, teachers). Learning how to become a team player, and become a silent and/or vocal leader of their team. Lastly. throughout the season, almost each practice and game the students are taught and told how important education is, and how to strive for that and other important things the may want to accomplish. Education and life skills taught through football go hand in hand, when wanting to achieve their goals or anything in life.	



U.S. Department of Housing and Urban Development
 Office of Community Planning and Development
 Integrated Disbursement and Information System
 CDBG Activity Summary Report (GPR) for Program Year 2021
 NEW HAVEN

Date: 28-Sep-2022
 Time: 12:03
 Page: 175

PGM Year: 2021
Project: 0054 - New Haven READS
IDIS Activity: 3658 - New Haven READS

Status: Completed 6/30/2022 12:00:00 AM Objective: Create suitable living environments
 Location: 45 Bristol St New Haven, CT 06511-3611 Outcome: Availability/accessibility
 Matrix Code: Youth Services (05D) National Objective: LMC

Activity to prevent, prepare for, and respond to Coronavirus: No

Initial Funding Date: 01/24/2022

Description:
 to support the one-on-one tutoring program through funding of salaries for two Site Directors

Financing

	Fund Type	Grant Year	Grant	Funded Amount	Drawn In Program Year	Drawn Thru Program Year
CDBG	EN	2019	B19MC090009	\$24,198.66	\$24,198.66	\$24,198.66
Total	Total			\$24,198.66	\$24,198.66	\$24,198.66

Proposed Accomplishments

People (General) : 250

Actual Accomplishments

Number assisted:

	Owner		Renter		Total		Person	
	Total	Hispanic	Total	Hispanic	Total	Hispanic	Total	Hispanic
White:	0	0	0	0	0	0	119	112
Black/African American:	0	0	0	0	0	0	150	7
Asian:	0	0	0	0	0	0	18	0
American Indian/Alaskan Native:	0	0	0	0	0	0	0	0
Native Hawaiian/Other Pacific Islander:	0	0	0	0	0	0	0	0
American Indian/Alaskan Native & White:	0	0	0	0	0	0	0	0
Asian White:	0	0	0	0	0	0	0	0
Black/African American & White:	0	0	0	0	0	0	0	0
American Indian/Alaskan Native & Black/African American:	0	0	0	0	0	0	0	0
Other multi-racial:	0	0	0	0	0	0	33	0
Asian/Pacific Islander:	0	0	0	0	0	0	0	0
Hispanic:	0	0	0	0	0	0	0	0
Total:	0	0	0	0	0	0	320	119

CAPER FY 2021-22



U.S. Department of Housing and Urban Development
 Office of Community Planning and Development
 Integrated Disbursement and Information System
 CDBG Activity Summary Report (GPR) for Program Year 2021
 NEW HAVEN

Date: 28-Sep-2022
 Time: 12:03
 Page: 176

Female-headed Households: 0 0 0

Income Category:

	Owner	Renter	Total	Person
Extremely Low	0	0	0	223
Low Mod	0	0	0	40
Moderate	0	0	0	31
Non Low Moderate	0	0	0	26
Total	0	0	0	320
Percent Low/Mod				91.9%

Annual Accomplishments

Years	Accomplishment Narrative	# Benefitting
2021	New Haven Reads provides one-on-one after school tutoring for children who are struggling with reading. Due to COVID NHReads has been offering both in-house/in-person and online tutoring. They also provide pre-K and kindergarten programs to help ensure children will be successful in reading, and in school once they start formal schooling. In addition to providing tutoring, they also provide (have provided over 17,000 books) from the Book Bank to the community which gently used and new books are given to schools and individuals in each community. Currently there have been 320 youth who have been tutored or are currently being tutored. If needed and with the approval of both a parent or guardian and teacher, NHReads will attend PPT's to assist and support both the parent and student/youth.	



U.S. Department of Housing and Urban Development
 Office of Community Planning and Development
 Integrated Disbursement and Information System
 CDBG Activity Summary Report (GPR) for Program Year 2021
 NEW HAVEN

Date: 28-Sep-2022
 Time: 12:03
 Page: 177

PGM Year: 2021
Project: 0055 - New Haven YMCA Youth Center (CCC - YMCA)
IDIS Activity: 3659 - New Haven YMCA Youth Center (CCC - YMCA)
Status: Completed 6/30/2022 12:00:00 AM
Location: 50 Howe St New Haven, CT 06511-4606
Objective: Create suitable living environments
Outcome: Availability/accessibility
Matrix Code: Youth Services (05D) **National Objective:** LMC

Activity to prevent, prepare for, and respond to Coronavirus: No

Initial Funding Date: 01/24/2022

Description:
 To implement the summer camp located at 50 Howe St.
 and 2705 Downes Rd.
 for low/moderate income youth between the ages of three and fifteen

Financing

	Fund Type	Grant Year	Grant	Funded Amount	Drawn In Program Year	Drawn Thru Program Year
CDBG	EN	2019	B19MC090009	\$24,712.92	\$24,712.92	\$24,712.92
Total	Total			\$24,712.92	\$24,712.92	\$24,712.92

Proposed Accomplishments

People (General) : 50

Actual Accomplishments

Number assisted:

	Owner		Renter		Total		Person	
	Total	Hispanic	Total	Hispanic	Total	Hispanic	Total	Hispanic
White:	0	0	0	0	0	0	5	0
Black/African American:	0	0	0	0	0	0	75	0
Asian:	0	0	0	0	0	0	7	0
American Indian/Alaskan Native:	0	0	0	0	0	0	2	0
Native Hawaiian/Other Pacific Islander:	0	0	0	0	0	0	6	0
American Indian/Alaskan Native & White:	0	0	0	0	0	0	0	0
Asian White:	0	0	0	0	0	0	0	0
Black/African American & White:	0	0	0	0	0	0	37	0
American Indian/Alaskan Native & Black/African American:	0	0	0	0	0	0	0	0
Other multi-racial:	0	0	0	0	0	0	0	0
Asian/Pacific Islander:	0	0	0	0	0	0	0	0
Hispanic:	0	0	0	0	0	0	0	0

CAPER FY 2021-22



U.S. Department of Housing and Urban Development
 Office of Community Planning and Development
 Integrated Disbursement and Information System
 CDBG Activity Summary Report (GPR) for Program Year 2021
 NEW HAVEN

Date: 28-Sep-2022
 Time: 12:03
 Page: 178

Total:	0	0	0	0	0	0	132	0	
Female-headed Households:	0		0		0				
<i>Income Category:</i>									
	Owner	Renter	Total						Person
Extremely Low	0	0	0						60
Low Mod	0	0	0						55
Moderate	0	0	0						17
Non Low Moderate	0	0	0						0
Total	0	0	0						132
Percent Low/Mod									100.0%

Annual Accomplishments

<u>Years</u>	<u>Accomplishment Narrative</u>	<u># Benefitting</u>
2021	<p>The program began in November 2021, with a delayed start date due to the pandemic. The first day of the program they had 7 participants in attendance. By the end of 2021 we had over 100 teens/young adults who regularly began attending the program. Tutoring became part of the program in early 2022 for anyone who was interested, also free of charge. Tutors were from both area colleges and high schools. Mentorship is also an ongoing process each day that the program is operational. For the upcoming year, they will continue to introduce new elements into the program to further enhance our current offerings.</p> <p>The program ran 3 days per week, 3 hours per day after school during the school year. In the summer, the program will be running 4 days per week, 3 hours per day beginning in the afternoon. The programs offered are open gym, pick-up basketball, sports, mentoring program, and swimming. All programs are free of charge to anyone 13-21 years of age. The remaining balance of \$19,991.08 will be reprogrammed.</p>	



U.S. Department of Housing and Urban Development
 Office of Community Planning and Development
 Integrated Disbursement and Information System
 CDBG Activity Summary Report (GPR) for Program Year 2021
 NEW HAVEN

Date: 28-Sep-2022
 Time: 12:03
 Page: 179

PGM Year: 2021
Project: 0056 - New Reach, Inc
IDIS Activity: 3660 - New Reach, Inc
Status: Completed 6/30/2022 12:00:00 AM
Location: 269 Peck St New Haven, CT 06513-2932
Objective: Create suitable living environments
Outcome: Availability/accessibility
Matrix Code: Youth Services (05D) **National Objective:** LMC

Activity to prevent, prepare for, and respond to Coronavirus: No

Initial Funding Date: 01/24/2022

Description:
 to provide high-quality supportive services to youth residing at Portsea Place

Financing

	Fund Type	Grant Year	Grant	Funded Amount	Drawn In Program Year	Drawn Thru Program Year
CDBG	EN	2019	B19MC090009	\$10,000.00	\$10,000.00	\$10,000.00
Total	Total			\$10,000.00	\$10,000.00	\$10,000.00

Proposed Accomplishments

People (General) : 1

Actual Accomplishments

Number assisted:

	Owner		Renter		Total		Person	
	Total	Hispanic	Total	Hispanic	Total	Hispanic	Total	Hispanic
White:	0	0	0	0	0	0		0
Black/African American:	0	0	0	0	0	0	1	1
Asian:	0	0	0	0	0	0	0	0
American Indian/Alaskan Native:	0	0	0	0	0	0	0	0
Native Hawaiian/Other Pacific Islander:	0	0	0	0	0	0	0	0
American Indian/Alaskan Native & White:	0	0	0	0	0	0	0	0
Asian White:	0	0	0	0	0	0	0	0
Black/African American & White:	0	0	0	0	0	0	0	0
American Indian/Alaskan Native & Black/African American:	0	0	0	0	0	0	0	0
Other multi-racial:	0	0	0	0	0	0	0	0
Asian/Pacific Islander:	0	0	0	0	0	0	0	0
Hispanic:	0	0	0	0	0	0	0	0
Total:	0	0	0	0	0	0	1	1

CAPER FY 2021-22



U.S. Department of Housing and Urban Development
 Office of Community Planning and Development
 Integrated Disbursement and Information System
 CDBG Activity Summary Report (GPR) for Program Year 2021
 NEW HAVEN

Date: 28-Sep-2022
 Time: 12:03
 Page: 180

Female-headed Households: 0 0 0

Income Category:

	Owner	Renter	Total	Person
Extremely Low	0	0	0	1
Low Mod	0	0	0	0
Moderate	0	0	0	0
Non Low Moderate	0	0	0	0
Total	0	0	0	1
Percent Low/Mod				100.0%

Annual Accomplishments

Years	Accomplishment Narrative	# Benefitting
2021	New Reach, Inc. provides one client at Portsea Place to remain housed during the reporting year. The client meets regularly with her case manager (who is onsite) to work towards identifying and accomplishing her goals. The client has been working to put resources in place to make sure that all basic needs are met, and that new employment can be obtained quickly. This client is linked to medical care and has recently engaged with clinical services provided on site. She has expressed interest in Moving from the residence. Recently attended a NH Housing Authority briefing and can begin looking for a scattered site apartment. This client has begun working again, and is able to meet all her basic needs. She will be moving on shortly because of her new job, and will be able to support herself.	



U.S. Department of Housing and Urban Development
 Office of Community Planning and Development
 Integrated Disbursement and Information System
 CDBG Activity Summary Report (GPR) for Program Year 2021
 NEW HAVEN

Date: 28-Sep-2022
 Time: 12:03
 Page: 181

PGM Year: 2021
Project: 0057 - Office of Housing & Homelessness - City of New Haven
IDIS Activity: 3661 - Office of Housing & Homelessness - City of New Haven

Status: Completed 6/30/2022 12:00:00 AM
Location: 165 Church St New Haven, CT 06510-2010
Objective: Create suitable living environments
Outcome: Availability/accessibility
Matrix Code: Operating Costs of Homeless/AIDS Patients Programs (03T)
National Objective: LMC

Activity to prevent, prepare for, and respond to Coronavirus: No

Initial Funding Date: 01/24/2022

Description:

Funds will be used to contract for a Community Health worker who will implement a framework of outreach and education to advance connectivity, health and well-being of unsheltered individuals, and participate in community level discussions that will strengthen practices and foster strategies for addressing unsheltered homeless. They will serve as a liaison between the City and the community.

Financing

	Fund Type	Grant Year	Grant	Funded Amount	Drawn In Program Year	Drawn Thru Program Year
CDBG	LA	2014	B14MC090009	\$25,000.00	\$25,000.00	\$25,000.00
Total	Total			\$25,000.00	\$25,000.00	\$25,000.00

Proposed Accomplishments

People (General) : 50

Actual Accomplishments

Number assisted:

	Owner		Renter		Total		Person	
	Total	Hispanic	Total	Hispanic	Total	Hispanic	Total	Hispanic
White:	0	0	0	0	0	0	18	13
Black/African American:	0	0	0	0	0	0	7	0
Asian:	0	0	0	0	0	0	0	0
American Indian/Alaskan Native:	0	0	0	0	0	0	0	0
Native Hawaiian/Other Pacific Islander:	0	0	0	0	0	0	0	0
American Indian/Alaskan Native & White:	0	0	0	0	0	0	0	0
Asian White:	0	0	0	0	0	0	0	0
Black/African American & White:	0	0	0	0	0	0	0	0
American Indian/Alaskan Native & Black/African American:	0	0	0	0	0	0	0	0
Other multi-racial:	0	0	0	0	0	0	0	0
Asian/Pacific Islander:	0	0	0	0	0	0	0	0
Hispanic:	0	0	0	0	0	0	0	0

CAPER FY 2021-22



U.S. Department of Housing and Urban Development
 Office of Community Planning and Development
 Integrated Disbursement and Information System
 CDBG Activity Summary Report (GPR) for Program Year 2021
 NEW HAVEN

Date: 28-Sep-2022
 Time: 12:03
 Page: 182

Total:	0	0	0	0	0	0	25	13	
Female-headed Households:	0		0		0				
<i>Income Category:</i>									
	Owner	Renter	Total						Person
Extremely Low	0	0	0						25
Low Mod	0	0	0						0
Moderate	0	0	0						0
Non Low Moderate	0	0	0						0
Total	0	0	0						25
Percent Low/Mod									100.0%

Annual Accomplishments

Years	Accomplishment Narrative	# Benefiting
2021	<p>The Community Outreach Worker enhance outreach efforts by better coordinating services that support and stabilize unsheltered individuals providing outreach and advance connectivity services to unsheltered individuals. Some of these services includes providing showers, barbering, mental and primary care services. Needle exchange played a vital role with those clients who are struggling with addiction. Outreach Worker connects clients to hubs where they can access basic needs, such as employment assistance, financial assistance for documents replacements, housing, interview readiness assistance etc. Outreach Worker serves as a liaison between the city, the residents, businesses, and the unsheltered homeless community to address health, safety and housing matters while addressing quality of life issues. This was done through collaboration with BOMBAS in receiving new underwear, t-shirts, and socks for our pop-up shower clients. Fields calls regarding unsheltered homeless individuals and connects them to housing / shelter services, addresses homeless encampment issues, and collaborates with local and regional homeless service partners to address health and safety issues surrounding unsheltered homeless. A total of 43 encampments reports received. All reports have since closed with the ongoings of 2. One that is schedule for clearing and the other is ongoing with services in place. The occupants of the encampments were connected with ongoing services that will guide them towards housing services, detox and mental health needs. Outreach worker continues to address the needs of the homeless and at-risk population by providing a full continuum of services that ranges from triage, drop-in center, temporary shelter, outreach services, medical and behavioral health care, case management, shared housing options, rapid rehousing, and diversion services, highlighting the housing first choice model towards self-sufficiency.</p>	



U.S. Department of Housing and Urban Development
 Office of Community Planning and Development
 Integrated Disbursement and Information System
 CDBG Activity Summary Report (GPR) for Program Year 2021
 NEW HAVEN

Date: 28-Sep-2022
 Time: 12:03
 Page: 183

PGM Year: 2021
Project: 0058 - Project More (After Care)
IDIS Activity: 3662 - Project More (After Care)

Status: Open
Location: 830 Grand Ave New Haven, CT 06511-4991
Objective: Create suitable living environments
Outcome: Availability/accessibility
Matrix Code: Other Public Services Not Listed in 05A-05Y, 03T (05Z) **National Objective:** LMC

Activity to prevent, prepare for, and respond to Coronavirus: No

Initial Funding Date: 01/24/2022

Description:
 to add a part-time Retention Case Manager and an additional Community Service Worker

Financing

	Fund Type	Grant Year	Grant	Funded Amount	Drawn In Program Year	Drawn Thru Program Year
CDBG	EN	2019	B19MC090009	\$20,000.00	\$20,000.00	\$20,000.00
Total	Total			\$20,000.00	\$20,000.00	\$20,000.00

Proposed Accomplishments

People (General) : 146

Actual Accomplishments

Number assisted:

	Owner		Renter		Total		Person	
	Total	Hispanic	Total	Hispanic	Total	Hispanic	Total	Hispanic
White:	0	0	0	0	0	0	64	27
Black/African American:	0	0	0	0	0	0	50	0
Asian:	0	0	0	0	0	0	0	0
American Indian/Alaskan Native:	0	0	0	0	0	0	0	0
Native Hawaiian/Other Pacific Islander:	0	0	0	0	0	0	0	0
American Indian/Alaskan Native & White:	0	0	0	0	0	0	0	0
Asian White:	0	0	0	0	0	0	0	0
Black/African American & White:	0	0	0	0	0	0	0	0
American Indian/Alaskan Native & Black/African American:	0	0	0	0	0	0	0	0
Other multi-racial:	0	0	0	0	0	0	0	0
Asian/Pacific Islander:	0	0	0	0	0	0	0	0
Hispanic:	0	0	0	0	0	0	0	0
Total:	0	0	0	0	0	0	114	27

CAPER FY 2021-22



U.S. Department of Housing and Urban Development
 Office of Community Planning and Development
 Integrated Disbursement and Information System
 CDBG Activity Summary Report (GPR) for Program Year 2021
 NEW HAVEN

Date: 28-Sep-2022
 Time: 12:03
 Page: 184

Female-headed Households: 0 0 0

Income Category:

	Owner	Renter	Total	Person
Extremely Low	0	0	0	114
Low Mod	0	0	0	0
Moderate	0	0	0	0
Non Low Moderate	0	0	0	0
Total	0	0	0	114
Percent Low/Mod				100.0%

Annual Accomplishments

Years	Accomplishment Narrative	# Benefitting
2021	Project MORE (After Care) assists the population that has been recently released from incarceration. The assistance of housing and employment are at the top of their list. They provide assistance with Social Security, Birth Certificates, Photo ID's, Savings accounts, Health Insurance, 1 on 1 counseling, and reintegration processing back into society. Prior to initiating employment, each individual must complete a certain amount of community service hours. Based on each individual's criteria and length of them staying in the residential facility. They coordinate clients from ProjectMORE residential facilities to the community service projects in New Haven. They assist in finding these individuals with quality employers. Such as: Town Fair Tire, Grocery Stores (Stop & Shop, Shop Rite, Big Y), as well as other jobs assisting them to become self-sufficient. To date they have worked with 114 individuals.	



U.S. Department of Housing and Urban Development
 Office of Community Planning and Development
 Integrated Disbursement and Information System
 CDBG Activity Summary Report (GPR) for Program Year 2021
 NEW HAVEN

Date: 28-Sep-2022
 Time: 12:03
 Page: 185

PGM Year: 2021
Project: 0059 - Project More (Re-Entry Center)
IDIS Activity: 3663 - Project More (Re-Entry Center)

Status: Completed 6/30/2022 12:00:00 AM Objective: Create suitable living environments
 Location: 831 Grand Ave New Haven, CT 06511-4921 Outcome: Availability/accessibility
 Matrix Code: Other Public Services Not Listed in National Objective: LMC
 05A-05Y, 03T (05Z)

Activity to prevent, prepare for, and respond to Coronavirus: No

Initial Funding Date: 01/24/2022

Description:

For personnel costs for two staff members at the Re-entry Center to assist residents that will be dropped off by the CT Department of Correction. Staff will assist returning clients who may be homeless, unemployed and disconnected from their families with services.

Financing

	Fund Type	Grant Year	Grant	Funded Amount	Drawn In Program Year	Drawn Thru Program Year
CDBG	EN	2019	B19MC090009	\$64,300.00	\$64,300.00	\$64,300.00
Total	Total			\$64,300.00	\$64,300.00	\$64,300.00

Proposed Accomplishments

People (General) : 220

Actual Accomplishments

Number assisted:

	Owner		Renter		Total		Person	
	Total	Hispanic	Total	Hispanic	Total	Hispanic	Total	Hispanic
White:	0	0	0	0	0	0	122	72
Black/African American:	0	0	0	0	0	0	178	0
Asian:	0	0	0	0	0	0	0	0
American Indian/Alaskan Native:	0	0	0	0	0	0	0	0
Native Hawaiian/Other Pacific Islander:	0	0	0	0	0	0	0	0
American Indian/Alaskan Native & White:	0	0	0	0	0	0	0	0
Asian White:	0	0	0	0	0	0	0	0
Black/African American & White:	0	0	0	0	0	0	35	0
American Indian/Alaskan Native & Black/African American:	0	0	0	0	0	0	0	0
Other multi-racial:	0	0	0	0	0	0	23	0
Asian/Pacific Islander:	0	0	0	0	0	0	0	0
Hispanic:	0	0	0	0	0	0	0	0



U.S. Department of Housing and Urban Development
 Office of Community Planning and Development
 Integrated Disbursement and Information System
 CDBG Activity Summary Report (GPR) for Program Year 2021
 NEW HAVEN

Date: 28-Sep-2022
 Time: 12:03
 Page: 186

Total:	0	0	0	0	0	0	358	72	
Female-headed Households:	0		0		0				
<i>Income Category:</i>									
	Owner	Renter	Total						Person
Extremely Low	0	0	0						328
Low Mod	0	0	0						25
Moderate	0	0	0						5
Non Low Moderate	0	0	0						0
Total	0	0	0						358
Percent Low/Mod									100.0%

Annual Accomplishments

Years	Accomplishment Narrative	# Benefiting
2022	The Welcome Center Provide reentry services to clients released from the Department of Corrections. Services included a risk assessment, COVID-19 information and test kits, medical needs, substance use disorder, mental illness history, family resources. employment resources.	



U.S. Department of Housing and Urban Development
 Office of Community Planning and Development
 Integrated Disbursement and Information System
 CDBG Activity Summary Report (GPR) for Program Year 2021
 NEW HAVEN

Date: 28-Sep-2022
 Time: 12:03
 Page: 187

PGM Year: 2021
Project: 0060 - 'Sickle Cell Disease Association of America Southern CT, INC
IDIS Activity: 3664 - Sickle Cell Disease Association of America Southern CT, INC
 Status: Completed 6/30/2022 12:00:00 AM Objective: Create suitable living environments
 Location: 1389 Chapel St New Haven, CT 06511-4421 Outcome: Availability/accessibility
 Matrix Code: Health Services (05M) National Objective: LMC

Activity to prevent, prepare for, and respond to Coronavirus: No

Initial Funding Date: 01/24/2022

Description:
 to establish a first time Base line Survey of understanding the prevalence of sickle cell disease within high risk groups in New Haven

Financing

	Fund Type	Grant Year	Grant	Funded Amount	Drawn In Program Year	Drawn Thru Program Year
CDBG	EN	2019	B19MC090009	\$20,000.00	\$20,000.00	\$20,000.00
Total	Total			\$20,000.00	\$20,000.00	\$20,000.00

Proposed Accomplishments

People (General) : 2,310

Actual Accomplishments

Number assisted:

	Owner		Renter		Total		Person	
	Total	Hispanic	Total	Hispanic	Total	Hispanic	Total	Hispanic
White:	0	0	0	0	0	0	2	1
Black/African American:	0	0	0	0	0	0	100	0
Asian:	0	0	0	0	0	0	0	0
American Indian/Alaskan Native:	0	0	0	0	0	0	0	0
Native Hawaiian/Other Pacific Islander:	0	0	0	0	0	0	0	0
American Indian/Alaskan Native & White:	0	0	0	0	0	0	0	0
Asian White:	0	0	0	0	0	0	0	0
Black/African American & White:	0	0	0	0	0	0	0	0
American Indian/Alaskan Native & Black/African American:	0	0	0	0	0	0	0	0
Other multi-racial:	0	0	0	0	0	0	0	0
Asian/Pacific Islander:	0	0	0	0	0	0	0	0
Hispanic:	0	0	0	0	0	0	0	0
Total:	0	0	0	0	0	0	102	1

CAPER FY 2021-22



U.S. Department of Housing and Urban Development
 Office of Community Planning and Development
 Integrated Disbursement and Information System
 CDBG Activity Summary Report (GPR) for Program Year 2021
 NEW HAVEN

Date: 28-Sep-2022
 Time: 12:03
 Page: 188

Female-headed Households: 0 0 0

Income Category:

	Owner	Renter	Total	Person
Extremely Low	0	0	0	1
Low Mod	0	0	0	27
Moderate	0	0	0	69
Non Low Moderate	0	0	0	5
Total	0	0	0	102
Percent Low/Mod				95.1%

Annual Accomplishments

Years	Accomplishment Narrative	# Benefitting
2021	Building partnerships to launch program. These partnerships included ConnCAT to secure trained phlebotomists as well as seeking partnerships with other schools that have LPN/Phlebotomist programs. Worked to build relationships with local labs to establish procedures and resources to launch the program. Meeting held with leadership from various training schools to establish pool of LPNs/Phlebotomists as well as what would be needed to outfit our facility for finger stick pricks for SCT testing. Worked with clinical partners to ensure lab protocols and procedures are in place. Researched documents to be used for day of testing as well as those who may test positive for the trait and genetic counseling session(s). Created flyers to announce the launching of the program as well as posting on our website. Work continues with clinical partners to understand procedure required for this specific test. Local labs and training schools are expressing that they are having similar challenges based on laboratory feedback as we continue to recruit phlebotomists.	



U.S. Department of Housing and Urban Development
 Office of Community Planning and Development
 Integrated Disbursement and Information System
 CDBG Activity Summary Report (GPR) for Program Year 2021
 NEW HAVEN

Date: 28-Sep-2022
 Time: 12:03
 Page: 189

PGM Year: 2021
Project: 0061 - Solar Youth
IDIS Activity: 3665 - Solar Youth
Status: Completed 6/30/2022 12:00:00 AM
Location: 53 Wayfarer St New Haven, CT 06515-1031
Objective: Create suitable living environments
Outcome: Availability/accessibility
Matrix Code: Youth Services (05D) **National Objective:** LMC

Activity to prevent, prepare for, and respond to Coronavirus: No

Initial Funding Date: 01/24/2022

Description:

to support the hiring of a Program Coordinator Youth training Specialist required to expand services to include more jobs for teens as well as accompanying youth development workshops

Financing

	Fund Type	Grant Year	Grant	Funded Amount	Drawn In Program Year	Drawn Thru Program Year
CDBG	EN	2019	B19MC090009	\$10,000.00	\$10,000.00	\$10,000.00
Total	Total			\$10,000.00	\$10,000.00	\$10,000.00

Proposed Accomplishments

People (General) : 12

Actual Accomplishments

Number assisted:

	Owner		Renter		Total		Person	
	Total	Hispanic	Total	Hispanic	Total	Hispanic	Total	Hispanic
White:	0	0	0	0	0	0	3	2
Black/African American:	0	0	0	0	0	0	35	4
Asian:	0	0	0	0	0	0	0	0
American Indian/Alaskan Native:	0	0	0	0	0	0	0	0
Native Hawaiian/Other Pacific Islander:	0	0	0	0	0	0	0	0
American Indian/Alaskan Native & White:	0	0	0	0	0	0	0	0
Asian White:	0	0	0	0	0	0	0	0
Black/African American & White:	0	0	0	0	0	0	1	0
American Indian/Alaskan Native & Black/African American:	0	0	0	0	0	0	0	0
Other multi-racial:	0	0	0	0	0	0	3	0
Asian/Pacific Islander:	0	0	0	0	0	0	0	0
Hispanic:	0	0	0	0	0	0	0	0



U.S. Department of Housing and Urban Development
 Office of Community Planning and Development
 Integrated Disbursement and Information System
 CDBG Activity Summary Report (GPR) for Program Year 2021
 NEW HAVEN

Date: 28-Sep-2022
 Time: 12:03
 Page: 190

Total:	0	0	0	0	0	0	42	6	
Female-headed Households:	0		0		0				
<i>Income Category:</i>									
	Owner	Renter	Total						Person
Extremely Low	0	0	0						36
Low Mod	0	0	0						6
Moderate	0	0	0						0
Non Low Moderate	0	0	0						0
Total	0	0	0						42
Percent Low/Mod									100.0%

Annual Accomplishments

Years	Accomplishment Narrative	# Benefitting
2021	<p>Solar Youth provide youth development services. The funding is to hire a F/T Director of Teen Intern Program in a year-round programming. The program provides teen interns to be role models to the younger participants. Some work alongside staff to lead children's programs, while others work on projects that improve the community and environment. These youth programs are provided over the summer (5 weeks) as well as after school during the fall, winter, and spring seasons. The serve families in two NH's low-income neighborhoods (Westville Manor and Eastview Terrace). Activities that engage youth include supportive relationships, environmental exploration, youth-led problem solving, and leadership development. Key youth-led problem solving activities include Community Service Action Projects which address issues in the local environment, whether it be social or ecological. Solar Youth's goal is for each youth to build positive relationships, be physically and mentally healthy, and learn skills for economic self-sufficiency. There are currently 42 that have entered the program this year. These youth interns have shown and demonstrated increase in understanding of best principals and practices of youth development. Gaining employable skills such as working in groups, effective communication, timeliness, job completion, tolerance, and learned basic principals of budgeting.</p>	



U.S. Department of Housing and Urban Development
 Office of Community Planning and Development
 Integrated Disbursement and Information System
 CDBG Activity Summary Report (GPR) for Program Year 2021
 NEW HAVEN

Date: 28-Sep-2022
 Time: 12:03
 Page: 191

PGM Year: 2021
Project: 0062 - Student Parenting and Family Services, Inc.
IDIS Activity: 3666 - Student Parenting and Family Services, Inc.
Status: Completed 6/30/2022 12:00:00 AM
Location: 181 Mitchell Dr New Haven, CT 06511-2515
Objective: Create suitable living environments
Outcome: Availability/accessibility
Matrix Code: Youth Services (05D) **National Objective:** LMC

Activity to prevent, prepare for, and respond to Coronavirus: No

Initial Funding Date: 01/24/2022

Description:
 The project will provide young parents with supports to address factors that make it difficult to attend and focus in school and teach strategies for identifying and addressing challenges to school and job achievement in the future.
 Funds will be used to cover partial salary and benefits of the project director, and academic advisor

Financing

	Fund Type	Grant Year	Grant	Funded Amount	Drawn In Program Year	Drawn Thru Program Year
CDBG	EN	2019	B19MC090009	\$8,000.00	\$8,000.00	\$8,000.00
Total	Total			\$8,000.00	\$8,000.00	\$8,000.00

Proposed Accomplishments

People (General) : 48

Actual Accomplishments

Number assisted:

	Owner		Renter		Total		Person	
	Total	Hispanic	Total	Hispanic	Total	Hispanic	Total	Hispanic
White:	0	0	0	0	0	0	10	9
Black/African American:	0	0	0	0	0	0	8	0
Asian:	0	0	0	0	0	0	0	0
American Indian/Alaskan Native:	0	0	0	0	0	0	0	0
Native Hawaiian/Other Pacific Islander:	0	0	0	0	0	0	0	0
American Indian/Alaskan Native & White:	0	0	0	0	0	0	0	0
Asian White:	0	0	0	0	0	0	0	0
Black/African American & White:	0	0	0	0	0	0	2	0
American Indian/Alaskan Native & Black/African American:	0	0	0	0	0	0	0	0
Other multi-racial:	0	0	0	0	0	0	0	0
Asian/Pacific Islander:	0	0	0	0	0	0	0	0
Hispanic:	0	0	0	0	0	0	0	0

CAPER FY 2021-22



U.S. Department of Housing and Urban Development
 Office of Community Planning and Development
 Integrated Disbursement and Information System
 CDBG Activity Summary Report (GPR) for Program Year 2021
 NEW HAVEN

Date: 28-Sep-2022
 Time: 12:03
 Page: 192

Total:	0	0	0	0	0	0	20	9	
Female-headed Households:	0		0		0				
<i>Income Category:</i>									
	Owner	Renter	Total						Person
Extremely Low	0	0	0						20
Low Mod	0	0	0						0
Moderate	0	0	0						0
Non Low Moderate	0	0	0						0
Total	0	0	0						20
Percent Low/Mod									100.0%

Annual Accomplishments

Years	Accomplishment Narrative	# Benefitting
2021	<p>Student Parenting and Family Services Program operates the Elizabeth Celotto Child Care Center at Wilbur Cross High School. The program provides child care and early childhood education, assistance developing and carrying out plans for post-high school education or employment. Assisting the transitioning children's to pre-school or Head Start, and services to reduce the parents school Absenteeism, including outreach, crisis intervention, attendance monitoring, case management, attendance incentives and assistance in meeting with school personnel. program allows for the moms to attend school, knowing their child is right next door. Where they can go and see them during a free period in school. Also knowing that there is assistance for them with social services and case management, including visiting them at the residence. There were 20 infant/ toddlers in the program.</p>	



U.S. Department of Housing and Urban Development
 Office of Community Planning and Development
 Integrated Disbursement and Information System
 CDBG Activity Summary Report (GPR) for Program Year 2021
 NEW HAVEN

Date: 28-Sep-2022
 Time: 12:03
 Page: 193

PGM Year: 2021
Project: 0063 - The Children's Community Programs of CT
IDIS Activity: 3667 - The Children's Community Programs of CT
Status: Completed 6/30/2022 12:00:00 AM
Location: 843 Whalley Ave New Haven, CT 06515-1739
Objective: Create suitable living environments
Outcome: Availability/accessibility
Matrix Code: Youth Services (05D) **National Objective:** LMC

Activity to prevent, prepare for, and respond to Coronavirus: No

Initial Funding Date: 01/24/2022

Description:
 to create new opportunities and provide vocational skills training for the Patient Care Associate Program which includes - CNA, EKG, and Phlebotomy Technician training. Other training includes job training for childcare and enhanced Security Guard Program.

Financing

	Fund Type	Grant Year	Grant	Funded Amount	Drawn In Program Year	Drawn Thru Program Year
CDBG	EN	2019	B19MC090009	\$13,000.00	\$13,000.00	\$13,000.00
		2020	B20MC090009	\$13,000.00	\$13,000.00	\$13,000.00
Total	Total			\$26,000.00	\$26,000.00	\$26,000.00

Proposed Accomplishments

People (General) : 5

Actual Accomplishments

Number assisted:

	Owner		Renter		Total		Person	
	Total	Hispanic	Total	Hispanic	Total	Hispanic	Total	Hispanic
White:	0	0	0	0	0	0	0	0
Black/African American:	0	0	0	0	0	0	7	1
Asian:	0	0	0	0	0	0	0	0
American Indian/Alaskan Native:	0	0	0	0	0	0	0	0
Native Hawaiian/Other Pacific Islander:	0	0	0	0	0	0	0	0
American Indian/Alaskan Native & White:	0	0	0	0	0	0	0	0
Asian White:	0	0	0	0	0	0	0	0
Black/African American & White:	0	0	0	0	0	0	0	0
American Indian/Alaskan Native & Black/African American:	0	0	0	0	0	0	0	0
Other multi-racial:	0	0	0	0	0	0	0	0
Asian/Pacific Islander:	0	0	0	0	0	0	0	0



U.S. Department of Housing and Urban Development
 Office of Community Planning and Development
 Integrated Disbursement and Information System
 CDBG Activity Summary Report (GPR) for Program Year 2021
 NEW HAVEN

Date: 28-Sep-2022
 Time: 12:03
 Page: 194

Hispanic:	0	0	0	0	0	0	0	0	0
Total:	0	0	0	0	0	0	0	7	1

Female-headed Households: 0 0 0 0

Income Category:

	Owner	Renter	Total	Person
Extremely Low	0	0	0	3
Low Mod	0	0	0	4
Moderate	0	0	0	0
Non Low Moderate	0	0	0	0
Total	0	0	0	7
Percent Low/Mod	100.0%			

Annual Accomplishments

Years	Accomplishment Narrative	# Benefitting
2021	<p>The Children's Community Programs of CT, Inc. (CCPC) was awarded \$13,000.00. The funds will be used to provide an academic component to address the needs and increase the percentage in participants passing the exams to receive certifications in skills training programs such as CNA, Security Guard and Daycare Assistant training. Youth Transition Services provides supports for youth from the community ages 16-21. The services provided will consist of the following: Tutoring to prepare participants with completing preparing for exams, resume writing and properly completing employment applications, etc. Most of the youth served will be from extremely low to low- income homes. 6 participants successfully completed training programs. 5 participants are employed. 1 waiting for Exam. Participants continue to receive on going tutoring support and continue to utilize other resources. Clients in training programs will continue to receive ongoing supports from the academic tutors to help participants successfully complete the training programs. Young adults can utilize other resources, such as resume writing, interviewing skills, portfolio development, career assessments, educational planning, career and goal setting, attitude and self-esteem workshops, and several other topics relate to positive development and skill building. The Career One Stop is open to youth of the community on a walk -in basis to receive educational or employment related assistance.</p>	



U.S. Department of Housing and Urban Development
 Office of Community Planning and Development
 Integrated Disbursement and Information System
 CDBG Activity Summary Report (GPR) for Program Year 2021
 NEW HAVEN

Date: 28-Sep-2022
 Time: 12:03
 Page: 195

PGM Year: 2021
Project: 0064 - Winning Ways
IDIS Activity: 3668 - Winning Ways
Status: Open
Location: 1574 State St New Haven, CT 06511-2729
Objective: Create suitable living environments
Outcome: Availability/accessibility
Matrix Code: Other Public Services Not Listed in 05A-05Y, 03T (05Z)
National Objective: LMC

Activity to prevent, prepare for, and respond to Coronavirus: No

Initial Funding Date: 01/24/2022

Description:

to fund salaries of the Executive Director for the Men's Empowerment, Assistant Executive Director for Women's Empowerment and for financial literacy courses, and supplies for the courses

Financing

	Fund Type	Grant Year	Grant	Funded Amount	Drawn In Program Year	Drawn Thru Program Year
CDBG	EN	2019	B19MC090009	\$10,000.00	\$10,000.00	\$10,000.00
Total	Total			\$10,000.00	\$10,000.00	\$10,000.00

Proposed Accomplishments

People (General) : 50

Actual Accomplishments

Number assisted:

	Owner		Renter		Total		Person	
	Total	Hispanic	Total	Hispanic	Total	Hispanic	Total	Hispanic
White:	0	0	0	0	0	0	9	0
Black/African American:	0	0	0	0	0	0	20	0
Asian:	0	0	0	0	0	0	0	0
American Indian/Alaskan Native:	0	0	0	0	0	0	0	0
Native Hawaiian/Other Pacific Islander:	0	0	0	0	0	0	0	0
American Indian/Alaskan Native & White:	0	0	0	0	0	0	0	0
Asian White:	0	0	0	0	0	0	1	0
Black/African American & White:	0	0	0	0	0	0	0	0
American Indian/Alaskan Native & Black/African American:	0	0	0	0	0	0	0	0
Other multi-racial:	0	0	0	0	0	0	7	0
Asian/Pacific Islander:	0	0	0	0	0	0	0	0
Hispanic:	0	0	0	0	0	0	0	0



U.S. Department of Housing and Urban Development
 Office of Community Planning and Development
 Integrated Disbursement and Information System
 CDBG Activity Summary Report (GPR) for Program Year 2021
 NEW HAVEN

Date: 28-Sep-2022
 Time: 12:03
 Page: 196

Total:	0	0	0	0	0	0	37	0	
Female-headed Households:	0		0		0				
<i>Income Category:</i>									
	Owner	Renter	Total						Person
Extremely Low	0	0	0						29
Low Mod	0	0	0						8
Moderate	0	0	0						0
Non Low Moderate	0	0	0						0
Total	0	0	0						37
Percent Low/Mod									100.0%

Annual Accomplishments

Years	Accomplishment Narrative	# Benefitting
2021	<p>Winning Ways, Inc. teaches basic FINANCIAL SKILLS & MATH TO INDIVIDUALS RETURNING FROM PRISON TO SOCIETY. Including Clients from EMERGE and Project MORE. Clients acquire bank accounts, credit cards, bill + debt payment strategies, employment counseling. also teaching emotional + behavioral regulatory control mechanisms, foster relationship building, and strengthening w/ family involvement and integration. Provide 1 -1 support + counseling regarding the above, as well as emotional/mental wellbeing on an on-going basis. Worked w/ 73 clients during the year. All clients demonstrated improvement in financial situations: as needed acquired credit cards, bank accounts, step planning & bill payment/debt, establish plans for financial security. All financial literacy clients demonstrated improvement in basic financial knowledge, math, and employment situation. Overall, their work has prevented many from recidivism, homelessness, or endangering themselves and others.</p>	



U.S. Department of Housing and Urban Development
 Office of Community Planning and Development
 Integrated Disbursement and Information System
 CDBG Activity Summary Report (GPR) for Program Year 2021
 NEW HAVEN

Date: 28-Sep-2022
 Time: 12:03
 Page: 197

PGM Year: 2021
Project: 0065 - Youth Soccer Association of New Haven, Inc.
IDIS Activity: 3670 - Youth Soccer Association of New Haven, Inc.
Status: Open
Location: PO Box 9298 New Haven, CT 06533-0298
Objective: Create suitable living environments
Outcome: Availability/accessibility
Matrix Code: Youth Services (05D) **National Objective:** LMC

Activity to prevent, prepare for, and respond to Coronavirus: No

Initial Funding Date: 01/24/2022

Description:
 to cover the cost of NHYS registration fees and o provide financial aid to players and their to families increase the number of low and moderate income youth participating in the program

Financing

	Fund Type	Grant Year	Grant	Funded Amount	Drawn In Program Year	Drawn Thru Program Year
CDBG	EN	2019	B19MC090009	\$5,000.00	\$5,000.00	\$5,000.00
Total	Total			\$5,000.00	\$5,000.00	\$5,000.00

Proposed Accomplishments

People (General) : 140

Actual Accomplishments

Number assisted:

	Owner		Renter		Total		Person	
	Total	Hispanic	Total	Hispanic	Total	Hispanic	Total	Hispanic
White:	0	0	0	0	0	0	20	8
Black/African American:	0	0	0	0	0	0	7	0
Asian:	0	0	0	0	0	0	0	0
American Indian/Alaskan Native:	0	0	0	0	0	0	0	0
Native Hawaiian/Other Pacific Islander:	0	0	0	0	0	0	0	0
American Indian/Alaskan Native & White:	0	0	0	0	0	0	0	0
Asian White:	0	0	0	0	0	0	0	0
Black/African American & White:	0	0	0	0	0	0	0	0
American Indian/Alaskan Native & Black/African American:	0	0	0	0	0	0	0	0
Other multi-racial:	0	0	0	0	0	0	12	0
Asian/Pacific Islander:	0	0	0	0	0	0	0	0
Hispanic:	0	0	0	0	0	0	0	0



U.S. Department of Housing and Urban Development
 Office of Community Planning and Development
 Integrated Disbursement and Information System
 CDBG Activity Summary Report (GPR) for Program Year 2021
 NEW HAVEN

Date: 28-Sep-2022
 Time: 12:03
 Page: 198

Total:	0	0	0	0	0	0	39	8	
Female-headed Households:	0		0		0				
<i>Income Category:</i>									
	Owner	Renter	Total						Person
Extremely Low	0	0	0						18
Low Mod	0	0	0						15
Moderate	0	0	0						5
Non Low Moderate	0	0	0						1
Total	0	0	0						39
Percent Low/Mod									97.4%

Annual Accomplishments

Years	Accomplishment Narrative	# Benefitting
2021	NH Youth Soccer provides a safe and comfortable place/environment for children in New Haven to learn to play soccer. Participate in structured programming with other NH area youth. Learning to be mentored by community leaders and coaches. Youth ages 4-19 learn to play and enjoy soccer first as a fun activity, to learning to be competitive in he sport. The funding provides over 30 area youth (families) with a award ranging from \$25.00 - \$250.00 per player for children to have an opportunity to play soccer; who ordinarily would not have this opportunity because of not being able to afford the registration fees, or other fees associated with playing in a structured league setting.	



U.S. Department of Housing and Urban Development
 Office of Community Planning and Development
 Integrated Disbursement and Information System
 CDBG Activity Summary Report (GPR) for Program Year 2021
 NEW HAVEN

Date: 28-Sep-2022
 Time: 12:03
 Page: 199

PGM Year: 2021
Project: 0066 - Comprehensive Plan
IDIS Activity: 3671 - Comprehensive Plan
 Status: Open
 Location: ,
 Objective:
 Outcome:
 Matrix Code: Planning (20) National Objective:

Activity to prevent, prepare for, and respond to Coronavirus: No

Initial Funding Date: 01/26/2022

Description:

Funding will be used to support City Planner's role in performing Environmental Reviews on behalf of the Consolidated Plan programs, this task requires a dedicated staff person who is able to prioritize this as a primary job activity. Knowledge of local historic and environmental context is critical for the task and this position would be best filled by a dedicated Planner II staff. CDBG funds are allocated to a new Planner II position that will be primarily responsible for performing Environmental Reviews and related activities, historic preservation and neighborhood planning activities.

Financing

	Fund Type	Grant Year	Grant	Funded Amount	Drawn In Program Year	Drawn Thru Program Year
CDBG	AD	2021	B21MC090009	\$105,777.00	\$74,562.33	\$74,562.33
Total	Total			\$105,777.00	\$74,562.33	\$74,562.33

Proposed Accomplishments

Actual Accomplishments

Number assisted:

	Owner		Renter		Total		Person	
	Total	Hispanic	Total	Hispanic	Total	Hispanic	Total	Hispanic
White:					0	0		
Black/African American:					0	0		
Asian:					0	0		
American Indian/Alaskan Native:					0	0		
Native Hawaiian/Other Pacific Islander:					0	0		
American Indian/Alaskan Native & White:					0	0		
Asian White:					0	0		
Black/African American & White:					0	0		
American Indian/Alaskan Native & Black/African American:					0	0		
Other multi-racial:					0	0		
Asian/Pacific Islander:					0	0		
Hispanic:					0	0		



U.S. Department of Housing and Urban Development
 Office of Community Planning and Development
 Integrated Disbursement and Information System
 CDBG Activity Summary Report (GPR) for Program Year 2021
 NEW HAVEN

Date: 28-Sep-2022
 Time: 12:03
 Page: 200

Total: 0 0 0 0 0 0 0 0

Female-headed Households: 0

Income Category:

	Owner	Renter	Total	Person
Extremely Low			0	
Low Mod			0	
Moderate			0	
Non Low Moderate			0	
Total	0	0	0	0
Percent Low/Mod				

Annual Accomplishments

No data returned for this view. This might be because the applied filter excludes all data.



U.S. Department of Housing and Urban Development
 Office of Community Planning and Development
 Integrated Disbursement and Information System
 CDBG Activity Summary Report (GPR) for Program Year 2021
 NEW HAVEN

Date: 28-Sep-2022
 Time: 12:03
 Page: 201

PGM Year: 2021
Project: 0068 - General Administration-CSA
IDIS Activity: 3672 - General Administration-CSA
Status: Open
Location: ,

Objective:
Outcome:
Matrix Code: General Program Administration (21A) **National Objective:**

Activity to prevent, prepare for, and respond to Coronavirus: No

Initial Funding Date: 01/26/2022

Description:

"City Activity.
 Provide for the administration and coordination of the various components of the Consolidated Plan program.
 Specific tasks include technical and administrative support such as the coordination of the application process, from application development, public notification, public meetings; determination of project eligibility; oversight of compliance to federal regulations and systematic monitoring, responsible for meeting HUD reporting requirements, establishment of budgets, processing and review of payment requests, and assistance with contract preparations for sub-recipients.
 Coordination of related Consolidated Plan projects and reports, preparation of responses to federal and municipal findings, authorization, training and oversight of staff approved to access HUD's on-line Integrated Disbursement Informational System (IDIS) and any coordination and preparation of related requirements, i.e., Impediments to Fair Housing Plan, Consolidated Plan, Citizen Participation Plan, etc."

Financing

	Fund Type	Grant Year	Grant	Funded Amount	Drawn In Program Year	Drawn Thru Program Year
CDBG	AD	2021	B21MC090009	\$156,818.00	\$140,940.28	\$140,940.28
Total	Total			\$156,818.00	\$140,940.28	\$140,940.28

Proposed Accomplishments

Actual Accomplishments

Number assisted:

	Owner		Renter		Total		Person	
	Total	Hispanic	Total	Hispanic	Total	Hispanic	Total	Hispanic
White:					0	0		
Black/African American:					0	0		
Asian:					0	0		
American Indian/Alaskan Native:					0	0		
Native Hawaiian/Other Pacific Islander:					0	0		
American Indian/Alaskan Native & White:					0	0		
Asian White:					0	0		
Black/African American & White:					0	0		
American Indian/Alaskan Native & Black/African American:					0	0		



U.S. Department of Housing and Urban Development
 Office of Community Planning and Development
 Integrated Disbursement and Information System
 CDBG Activity Summary Report (GPR) for Program Year 2021
 NEW HAVEN

Date: 28-Sep-2022
 Time: 12:03
 Page: 202

Other multi-racial:	0	0							
Asian/Pacific Islander:	0	0							
Hispanic:	0	0							
Total:	0	0	0	0	0	0	0	0	0

Female-headed Households: 0

<i>Income Category:</i>	Owner	Renter	Total	Person
Extremely Low			0	
Low Mod			0	
Moderate			0	
Non Low Moderate			0	
Total	0	0	0	0
Percent Low/Mod				

Annual Accomplishments

No data returned for this view. This might be because the applied filter excludes all data.



U.S. Department of Housing and Urban Development
 Office of Community Planning and Development
 Integrated Disbursement and Information System
 CDBG Activity Summary Report (GPR) for Program Year 2021
 NEW HAVEN

Date: 28-Sep-2022
 Time: 12:03
 Page: 203

PGM Year: 2021
Project: 0067 - General Administration-M&B/Finance
IDIS Activity: 3674 - General Administration-M&B/Finance
Status: Open
Location: ,
Objective:
Outcome:
Matrix Code: General Program Administration (21A) **National Objective:**

Activity to prevent, prepare for, and respond to Coronavirus: No

Initial Funding Date: 01/24/2022

Description:

The requested funds would go toward supporting City Plan's timely completion of environmental assessments, functional, land use and neighborhood plans. As well as bolster and build City Plan's capacity to collect and analyze data related to zoning amendments that support affordable housing. Consultants with deep knowledge of remediation-oriented, municipal and community based planning as well as the leading edge practices of inclusionary zoning are a necessary supplement to City Plan's in house capacity. The consultant's limited scope of work, meant to be supplemental to existing staff efforts, will cost effectively add the expertise needed to efficiently complete the aforementioned projects.

Financing

	Fund Type	Grant Year	Grant	Funded Amount	Drawn In Program Year	Drawn Thru Program Year
CDBG	AD	2020	B20MC090009	\$349,438.41	\$349,438.41	\$349,438.41
		2021	B21MC090009	\$169,320.35	\$102,986.16	\$102,986.16
Total	Total			\$518,758.76	\$452,424.57	\$452,424.57

Proposed Accomplishments

Actual Accomplishments

<i>Number assisted:</i>	Owner		Renter		Total		Person	
	Total	Hispanic	Total	Hispanic	Total	Hispanic	Total	Hispanic
White:					0	0		
Black/African American:					0	0		
Asian:					0	0		
American Indian/Alaskan Native:					0	0		
Native Hawaiian/Other Pacific Islander:					0	0		
American Indian/Alaskan Native & White:					0	0		
Asian White:					0	0		
Black/African American & White:					0	0		
American Indian/Alaskan Native & Black/African American:					0	0		
Other multi-racial:					0	0		



U.S. Department of Housing and Urban Development
 Office of Community Planning and Development
 Integrated Disbursement and Information System
 CDBG Activity Summary Report (GPR) for Program Year 2021
 NEW HAVEN

Date: 28-Sep-2022
 Time: 12:03
 Page: 204

Asian/Pacific Islander:					0	0		
Hispanic:					0	0		
Total:					0	0	0	0

Female-headed Households: 0

Income Category:

	Owner	Renter	Total	Person
Extremely Low			0	
Low Mod			0	
Moderate			0	
Non Low Moderate			0	
Total	0	0	0	0
Percent Low/Mod				

Annual Accomplishments

No data returned for this view. This might be because the applied filter excludes all data.



U.S. Department of Housing and Urban Development
 Office of Community Planning and Development
 Integrated Disbursement and Information System
 CDBG Activity Summary Report (GPR) for Program Year 2021
 NEW HAVEN

Date: 28-Sep-2022
 Time: 12:03
 Page: 205

PGM Year:	2019				
Project:	0012 - Health Department \LCI Lead Abatement Program				
IDIS Activity:	3693 - LCI Lead Abatement Program				
Status:	Open	Objective:	Create suitable living environments		
Location:	165 Church St New Haven, CT 06510-2010	Outcome:	Availability/accessibility		
		Matrix Code:	Lead-Based/Lead Hazard Test/Abate (14I)	National Objective:	LMH

Activity to prevent, prepare for, and respond to Coronavirus: No

Initial Funding Date: 01/24/2022

Description:

The City of New Haven housing stock is pre-1940 much of which requires gut rehabilitation. LCI, incorporates the ability for developers to bring on line LEAD free housing units through its community development partners. This program will be utilized in conjunction with rehabilitation activities they have proposed to the City. LCI will also use this program to help existing homeowners in conjunction with its Energy Efficiency program where a child under six resides or may reside to bring the structure into compliance with Lead regulations. This funding is for lead based paint evaluation and hard costs for lead remediation. The funding objective is to benefit LM income housing which will be occupied by LM Income residents.

Financing

	Fund Type	Grant Year	Grant	Funded Amount	Drawn In Program Year	Drawn Thru Program Year
CDBG	EN	2020	B20MC090009	\$144,821.64	\$31,764.00	\$31,764.00
Total	Total			\$144,821.64	\$31,764.00	\$31,764.00

Proposed Accomplishments

Housing Units : 50

Actual Accomplishments

Number assisted:

	Owner		Renter		Total		Person	
	Total	Hispanic	Total	Hispanic	Total	Hispanic	Total	Hispanic
White:	0	0	0	0	0	0		0
Black/African American:	0	0	0	0	0	0	0	0
Asian:	0	0	0	0	0	0	0	0
American Indian/Alaskan Native:	0	0	0	0	0	0	0	0
Native Hawaiian/Other Pacific Islander:	0	0	0	0	0	0	0	0
American Indian/Alaskan Native & White:	0	0	0	0	0	0	0	0
Asian White:	0	0	0	0	0	0	0	0
Black/African American & White:	0	0	0	0	0	0	0	0
American Indian/Alaskan Native & Black/African American:	0	0	0	0	0	0	0	0

CAPER FY 2021-22



U.S. Department of Housing and Urban Development
 Office of Community Planning and Development
 Integrated Disbursement and Information System
 CDBG Activity Summary Report (GPR) for Program Year 2021
 NEW HAVEN

Date: 28-Sep-2022
 Time: 12:03
 Page: 206

Other multi-racial:	0	0	0	0	0	0	0	0
Asian/Pacific Islander:	0	0	0	0	0	0	0	0
Hispanic:	0	0	0	0	0	0	0	0
Total:	0	0	0	0	0	0	0	0

Female-headed Households: 0 0 0

Income Category:

	Owner	Renter	Total	Person
Extremely Low	0	0	0	0
Low Mod	0	0	0	0
Moderate	0	0	0	0
Non Low Moderate	0	0	0	0
Total	0	0	0	0

Percent Low/Mod

Annual Accomplishments

Years	Accomplishment Narrative	# Benefitting
2021	With CDBG Anti-Blight Residential Lead Hazard Testing resources the City also financed testing for environmental hazards for its various residential loan programs and projects. Provided lead and asbestos remediation at 124 Carmel Street and lead abatement at 45 Auburn Street. Provided lead inspections and lead hazard reduction plans at 518 Whalley Ave, 790 Congress Ave and 1389 Chapel Street. Provided lead inspections at 48 Howe Street, 18 Tower Lane and 257 Columbus Ave.	



U.S. Department of Housing and Urban Development
 Office of Community Planning and Development
 Integrated Disbursement and Information System
 CDBG Activity Summary Report (GPR) for Program Year 2021
 NEW HAVEN

Date: 28-Sep-2022
 Time: 12:03
 Page: 207

PGM Year: 2020
Project: 0003 - CDBG-CV Economic Resiliency
IDIS Activity: 3694 - Marrakech
Status: Completed 6/30/2022 12:00:00 AM
Location: 597 East St New Haven, CT 06511-9306
Objective: Create economic opportunities
Outcome: Sustainability
Matrix Code: ED Technical Assistance (18B) **National Objective:** LMJ

Activity to prevent, prepare for, and respond to Coronavirus: Yes

Initial Funding Date: 01/25/2022

Description:

Capital improvements for East Street Arts Social Enterprise to increase work space, improve accessibility and reduce the risk of COVID spread for the artisans who work there.

Financing

	Fund Type	Grant Year	Grant	Funded Amount	Drawn In Program Year	Drawn Thru Program Year
CDBG	EN	2020	B20MW090009	\$27,000.00	\$27,000.00	\$27,000.00
Total	Total			\$27,000.00	\$27,000.00	\$27,000.00

Proposed Accomplishments

Jobs : 20

Actual Accomplishments

Number assisted:

	Owner		Renter		Total		Person	
	Total	Hispanic	Total	Hispanic	Total	Hispanic	Total	Hispanic
White:	0	0	0	0	0	0	14	0
Black/African American:	0	0	0	0	0	0	2	0
Asian:	0	0	0	0	0	0	0	0
American Indian/Alaskan Native:	0	0	0	0	0	0	0	0
Native Hawaiian/Other Pacific Islander:	0	0	0	0	0	0	0	0
American Indian/Alaskan Native & White:	0	0	0	0	0	0	0	0
Asian White:	0	0	0	0	0	0	0	0
Black/African American & White:	0	0	0	0	0	0	0	0
American Indian/Alaskan Native & Black/African American:	0	0	0	0	0	0	0	0
Other multi-racial:	0	0	0	0	0	0	0	0
Asian/Pacific Islander:	0	0	0	0	0	0	0	0
Hispanic:	0	0	0	0	0	0	0	0
Total:	0	0	0	0	0	0	16	0

CAPER FY 2021-22



U.S. Department of Housing and Urban Development
 Office of Community Planning and Development
 Integrated Disbursement and Information System
 CDBG Activity Summary Report (GPR) for Program Year 2021
 NEW HAVEN

Date: 28-Sep-2022
 Time: 12:03
 Page: 208

Female-headed Households: 0 0 0

Income Category:

	Owner	Renter	Total	Person
Extremely Low	0	0	0	16
Low Mod	0	0	0	0
Moderate	0	0	0	0
Non Low Moderate	0	0	0	0
Total	0	0	0	16
Percent Low/Mod				100.0%

Annual Accomplishments

Years	Accomplishment Narrative	# Benefitting
2021	The renovations and repairs that have been completed has allowed us to increase accessibility and COVID safety for the artists that Marrakech supports at the East Street Arts location. Also, these repairs make the location more inviting and will possibly increase sales which in turn brings income into the hands of the people we support with disabilities. The energy efficiency upgrades will also assist with making this location more sustainable and allow us to continue providing art-based services.	



U.S. Department of Housing and Urban Development
 Office of Community Planning and Development
 Integrated Disbursement and Information System
 CDBG Activity Summary Report (GPR) for Program Year 2021
 NEW HAVEN

Date: 28-Sep-2022
 Time: 12:03
 Page: 209

PGM Year: 2020
Project: 0003 - CDBG-CV Economic Resiliency
IDIS Activity: 3695 - Casa Otonal
Status: Completed 6/30/2022 12:00:00 AM
Location: 148 Sylvan Ave New Haven, CT 06519-1018
Objective: Create economic opportunities
Outcome: Availability/accessibility
Matrix Code: Child Care Services (05L) **National Objective:** LMC

Activity to prevent, prepare for, and respond to Coronavirus: Yes

Initial Funding Date: 01/25/2022

Description:
 Daycare with outreach through Casa Otonal residents

Financing

	Fund Type	Grant Year	Grant	Funded Amount	Drawn In Program Year	Drawn Thru Program Year
CDBG	EN	2020	B20MW090009	\$50,000.00	\$50,000.00	\$50,000.00
Total	Total			\$50,000.00	\$50,000.00	\$50,000.00

Proposed Accomplishments

People (General) : 20

Actual Accomplishments

Number assisted:

	Owner		Renter		Total		Person	
	Total	Hispanic	Total	Hispanic	Total	Hispanic	Total	Hispanic
White:	0	0	0	0	0	0		0
Black/African American:	0	0	0	0	0	0	4	0
Asian:	0	0	0	0	0	0	0	0
American Indian/Alaskan Native:	0	0	0	0	0	0	0	0
Native Hawaiian/Other Pacific Islander:	0	0	0	0	0	0	0	0
American Indian/Alaskan Native & White:	0	0	0	0	0	0	0	0
Asian White:	0	0	0	0	0	0	0	0
Black/African American & White:	0	0	0	0	0	0	0	0
American Indian/Alaskan Native & Black/African American:	0	0	0	0	0	0	0	0
Other multi-racial:	0	0	0	0	0	0	50	50
Asian/Pacific Islander:	0	0	0	0	0	0	0	0
Hispanic:	0	0	0	0	0	0	0	0
Total:	0	0	0	0	0	0	54	50

CAPER FY 2021-22



U.S. Department of Housing and Urban Development
 Office of Community Planning and Development
 Integrated Disbursement and Information System
 CDBG Activity Summary Report (GPR) for Program Year 2021
 NEW HAVEN

Date: 28-Sep-2022
 Time: 12:03
 Page: 210

Female-headed Households: 0 0 0

Income Category:

	Owner	Renter	Total	Person
Extremely Low	0	0	0	0
Low Mod	0	0	0	52
Moderate	0	0	0	2
Non Low Moderate	0	0	0	0
Total	0	0	0	54
Percent Low/Mod				100.0%

Annual Accomplishments

Years	Accomplishment Narrative	# Benefitting
2021	Provided work opportunities and training, provided arts and crafts to the community, space for Mariachi lessons to youth, provided tuition scholarships for CDA trainings, hired p/t kitchen staff and ft service coordinator.	



U.S. Department of Housing and Urban Development
 Office of Community Planning and Development
 Integrated Disbursement and Information System
 CDBG Activity Summary Report (GPR) for Program Year 2021
 NEW HAVEN

Date: 28-Sep-2022
 Time: 12:03
 Page: 211

PGM Year: 2020
Project: 0003 - CDBG-CV Economic Resiliency
IDIS Activity: 3696 - City Seed
Status: Completed 6/30/2022 12:00:00 AM
Location: 817 Grand Ave New Haven, CT 06511-4970
Objective: Create economic opportunities
Outcome: Availability/accessibility
Matrix Code: ED Technical Assistance (18B) **National Objective:** LMJ

Activity to prevent, prepare for, and respond to Coronavirus: Yes

Initial Funding Date: 01/25/2022

Description:

Create a Marketplace for CitySeed; update product packaging; reposition CitySeed from catering to direct-to-consumer packaged goodstakeout meals

Financing

	Fund Type	Grant Year	Grant	Funded Amount	Drawn In Program Year	Drawn Thru Program Year
CDBG	EN	2020	B20MW090009	\$16,192.40	\$16,192.40	\$16,192.40
Total	Total			\$16,192.40	\$16,192.40	\$16,192.40

Proposed Accomplishments

Jobs : 15

Actual Accomplishments

Number assisted:

	Owner		Renter		Total		Person	
	Total	Hispanic	Total	Hispanic	Total	Hispanic	Total	Hispanic
White:	0	0	0	0	0	0		0
Black/African American:	0	0	0	0	0	0	1	0
Asian:	0	0	0	0	0	0	0	0
American Indian/Alaskan Native:	0	0	0	0	0	0	0	0
Native Hawaiian/Other Pacific Islander:	0	0	0	0	0	0	0	0
American Indian/Alaskan Native & White:	0	0	0	0	0	0	0	0
Asian White:	0	0	0	0	0	0	0	0
Black/African American & White:	0	0	0	0	0	0	0	0
American Indian/Alaskan Native & Black/African American:	0	0	0	0	0	0	0	0
Other multi-racial:	0	0	0	0	0	0	14	0
Asian/Pacific Islander:	0	0	0	0	0	0	0	0
Hispanic:	0	0	0	0	0	0	0	0
Total:	0	0	0	0	0	0	15	0

CAPER FY 2021-22



U.S. Department of Housing and Urban Development
 Office of Community Planning and Development
 Integrated Disbursement and Information System
 CDBG Activity Summary Report (GPR) for Program Year 2021
 NEW HAVEN

Date: 28-Sep-2022
 Time: 12:03
 Page: 212

Female-headed Households: 0 0 0

Income Category:

	Owner	Renter	Total	Person
Extremely Low	0	0	0	0
Low Mod	0	0	0	8
Moderate	0	0	0	7
Non Low Moderate	0	0	0	0
Total	0	0	0	15
Percent Low/Mod				100.0%

Annual Accomplishments

Years	Accomplishment Narrative	# Benefitting
2021	Sanctuary Kitchen adapted our online ordering platform, switched to more sustainable packaging options, and hired a branding and marketing agency to write a press release, design banners, and other collateral materials to reflect our updated business model and pivot from catering to take-out and subscription meals. Researched alternative e-commerce platforms and sought best practices from partner and peer organizations. Researched more sustainable packaging options with packaging suppliers. Engaged a marketing and branding firm to build a strategy to expand and reposition Sanctuary Kitchen. Developed signage, collateral materials to promote Sanctuary Kitchen sales and stories. Continued employment of refugee and immigrant chefs at Sanctuary Kitchen to attract new customers and achieve higher volume of orders.	



U.S. Department of Housing and Urban Development
 Office of Community Planning and Development
 Integrated Disbursement and Information System
 CDBG Activity Summary Report (GPR) for Program Year 2021
 NEW HAVEN

Date: 28-Sep-2022
 Time: 12:03
 Page: 213

PGM Year: 2020
Project: 0003 - CDBG-CV Economic Resiliency
IDIS Activity: 3697 - HOPE for New Haven Cercle Inc
Status: Completed 6/30/2022 12:00:00 AM
Location: 81 Olive St New Haven, CT 06511-6910
Objective: Create economic opportunities
Outcome: Availability/accessibility
Matrix Code: Employment Training (05H) **National Objective:** LMCSV

Activity to prevent, prepare for, and respond to Coronavirus: Yes

Initial Funding Date: 01/25/2022

Description:

Recruit, train and place 3 unemployed and/or underemployed individuals into full-time positions as early childhood educators

Financing

	Fund Type	Grant Year	Grant	Funded Amount	Drawn In Program Year	Drawn Thru Program Year
CDBG	EN	2020	B20MW090009	\$44,932.00	\$44,932.00	\$44,932.00
Total	Total			\$44,932.00	\$44,932.00	\$44,932.00

Proposed Accomplishments

People (General) : 3

Actual Accomplishments

Number assisted:

	Owner		Renter		Total		Person	
	Total	Hispanic	Total	Hispanic	Total	Hispanic	Total	Hispanic
White:	0	0	0	0	0	0	1	0
Black/African American:	0	0	0	0	0	0	2	0
Asian:	0	0	0	0	0	0	0	0
American Indian/Alaskan Native:	0	0	0	0	0	0	0	0
Native Hawaiian/Other Pacific Islander:	0	0	0	0	0	0	0	0
American Indian/Alaskan Native & White:	0	0	0	0	0	0	0	0
Asian White:	0	0	0	0	0	0	0	0
Black/African American & White:	0	0	0	0	0	0	0	0
American Indian/Alaskan Native & Black/African American:	0	0	0	0	0	0	0	0
Other multi-racial:	0	0	0	0	0	0	0	0
Asian/Pacific Islander:	0	0	0	0	0	0	0	0
Hispanic:	0	0	0	0	0	0	0	0
Total:	0	0	0	0	0	0	3	0

CAPER FY 2021-22



U.S. Department of Housing and Urban Development
 Office of Community Planning and Development
 Integrated Disbursement and Information System
 CDBG Activity Summary Report (GPR) for Program Year 2021
 NEW HAVEN

Date: 28-Sep-2022
 Time: 12:03
 Page: 214

Female-headed Households: 0 0 0

Income Category:

	Owner	Renter	Total	Person
Extremely Low	0	0	0	0
Low Mod	0	0	0	3
Moderate	0	0	0	0
Non Low Moderate	0	0	0	0
Total	0	0	0	3
Percent Low/Mod				100.0%

Annual Accomplishments

Years	Accomplishment Narrative	# Benefitting
2021	Recruited one additional new candidate for the program, replacing one candidate that ended their apprenticeship. Delivered an additional 968 hours of direct instruction job training for two existing apprentices. Delivered 660 hours of direct instruction job training at a NAEYC accredited child care center to one new apprentice. Delivered professional development training designed to increase knowledge and competency in the delivery of high-quality early childhood education. Prepared apprentice candidates to enter a full-time employment as Early Childhood Education teacher position.	



U.S. Department of Housing and Urban Development
 Office of Community Planning and Development
 Integrated Disbursement and Information System
 CDBG Activity Summary Report (GPR) for Program Year 2021
 NEW HAVEN

Date: 28-Sep-2022
 Time: 12:03
 Page: 215

PGM Year: 2020
Project: 0003 - CDBG-CV Economic Resiliency
IDIS Activity: 3698 - Westville Village Renaissance Alliance

Status: Completed 6/30/2022 12:00:00 AM Objective: Create economic opportunities
 Location: 911 Whalley Ave New Haven, CT 06515-1728 Outcome: Availability/accessibility
 Matrix Code: ED Technical Assistance (18B) National Objective: LMA

Activity to prevent, prepare for, and respond to Coronavirus: Yes

Initial Funding Date: 01/25/2022

Description:
 Create Westville outdoor marketplace to extend buying season

Financing

	Fund Type	Grant Year	Grant	Funded Amount	Drawn In Program Year	Drawn Thru Program Year
CDBG	EN	2020	B20MW090009	\$15,000.00	\$15,000.00	\$15,000.00
Total	Total			\$15,000.00	\$15,000.00	\$15,000.00

Proposed Accomplishments
 Businesses : 5
 Total Population in Service Area: 4,065
 Census Tract Percent Low / Mod: 70.48

Annual Accomplishments

Years	Accomplishment Narrative	# Benefitting
2021	Created an central patio outdoor marketplace for the Westville district to extend buying season. The inviting public space draws attention to the Westville businesses and artists.	



U.S. Department of Housing and Urban Development
 Office of Community Planning and Development
 Integrated Disbursement and Information System
 CDBG Activity Summary Report (GPR) for Program Year 2021
 NEW HAVEN

Date: 28-Sep-2022
 Time: 12:03
 Page: 216

PGM Year: 2020
Project: 0003 - CDBG-CV Economic Resiliency
IDIS Activity: 3699 - New Haven Partnership Loan Program

Status: Open Objective: Create economic opportunities
 Location: 15 Lewis St Hartford, CT 06103-2502 Outcome: Availability/accessibility
 Matrix Code: Micro-Enterprise Assistance (18C) National Objective: LMJ

Activity to prevent, prepare for, and respond to Coronavirus: Yes

Initial Funding Date: 01/25/2022

Description:

To provide support and assistance to small businesses directly affected by COVID-19. Activities may include financial counseling, technical assistance and economic development assistance to support re-opening requirements and economic viability. Support workforce development, job training, education and child care support activities for households directly affected by COVID-19 in need of support to reenter the workforce. Administered by Economic Development.

Financing

	Fund Type	Grant Year	Grant	Funded Amount	Drawn In Program Year	Drawn Thru Program Year
CDBG	EN	2020	B20MW090009	\$250,000.00	\$109,136.50	\$109,136.50
Total	Total			\$250,000.00	\$109,136.50	\$109,136.50

Proposed Accomplishments

Jobs : 50

Actual Accomplishments

Number assisted:

	Owner		Renter		Total		Person	
	Total	Hispanic	Total	Hispanic	Total	Hispanic	Total	Hispanic
White:	0	0	0	0	0	0	2	0
Black/African American:	0	0	0	0	0	0	7	0
Asian:	0	0	0	0	0	0	1	0
American Indian/Alaskan Native:	0	0	0	0	0	0	0	0
Native Hawaiian/Other Pacific Islander:	0	0	0	0	0	0	0	0
American Indian/Alaskan Native & White:	0	0	0	0	0	0	0	0
Asian White:	0	0	0	0	0	0	0	0
Black/African American & White:	0	0	0	0	0	0	0	0
American Indian/Alaskan Native & Black/African American:	0	0	0	0	0	0	0	0
Other multi-racial:	0	0	0	0	0	0	0	0
Asian/Pacific Islander:	0	0	0	0	0	0	0	0

CAPER FY 2021-22



U.S. Department of Housing and Urban Development
 Office of Community Planning and Development
 Integrated Disbursement and Information System
 CDBG Activity Summary Report (GPR) for Program Year 2021
 NEW HAVEN

Date: 28-Sep-2022
 Time: 12:03
 Page: 217

Hispanic:	0	0	0	0	0	0	0	0	0
Total:	0	0	0	0	0	0	0	10	0
Female-headed Households:	0		0		0				

Income Category:

	Owner	Renter	Total	Person
Extremely Low	0	0	0	0
Low Mod	0	0	0	7
Moderate	0	0	0	2
Non Low Moderate	0	0	0	1
Total	0	0	0	10
Percent Low/Mod				90.0%

Annual Accomplishments

Years	Accomplishment Narrative	# Benefiting
2021	Established a Partnership Loan Program with The Community Foundation for Greater New Haven and HEDCO. The CARES Act funding will contribute 16.67% of the maximum loan amount of \$25,000. A total of \$250,000 of CARES Act Economic Resiliency was allocated. During the program year, \$400,000 in loans was provided to 16 small businesses in New Haven and saving 85 jobs. Loans to New Haven small businesses in good standing after 12 months are eligible for forgiveness for up to 16.67% of the original loan amount.	



U.S. Department of Housing and Urban Development
 Office of Community Planning and Development
 Integrated Disbursement and Information System
 CDBG Activity Summary Report (GPR) for Program Year 2021
 NEW HAVEN

Date: 28-Sep-2022
 Time: 12:03
 Page: 218

PGM Year: 2020
Project: 0006 - CDBG-CV Program Administration\Oversight
IDIS Activity: 3700 - COVID-19 Testing
Status: Open
Location: ,
Objective:
Outcome:
Matrix Code: General Program Administration (21A) **National Objective:**

Activity to prevent, prepare for, and respond to Coronavirus: Yes

Initial Funding Date: 01/25/2022

Description:

Funds will be used to provide community based COVID-19 testing through a contract with Yale New Haven Hospital.

Financing

	Fund Type	Grant Year	Grant	Funded Amount	Drawn In Program Year	Drawn Thru Program Year
CDBG	EN	2020	B20MW090009	\$85,000.00	\$25,590.00	\$25,590.00
Total	Total			\$85,000.00	\$25,590.00	\$25,590.00

Proposed Accomplishments

Actual Accomplishments

Number assisted:

	Owner		Renter		Total		Person	
	Total	Hispanic	Total	Hispanic	Total	Hispanic	Total	Hispanic
White:					0	0		
Black/African American:					0	0		
Asian:					0	0		
American Indian/Alaskan Native:					0	0		
Native Hawaiian/Other Pacific Islander:					0	0		
American Indian/Alaskan Native & White:					0	0		
Asian White:					0	0		
Black/African American & White:					0	0		
American Indian/Alaskan Native & Black/African American:					0	0		
Other multi-racial:					0	0		
Asian/Pacific Islander:					0	0		
Hispanic:					0	0		
Total:	0	0	0	0	0	0	0	0

Female-headed households: 0



U.S. Department of Housing and Urban Development
Office of Community Planning and Development
Integrated Disbursement and Information System
CDBG Activity Summary Report (GPR) for Program Year 2021
NEW HAVEN

Date: 28-Sep-2022

Time: 12:03

Page: 219

Income Category:

	Owner	Renter	Total	Person
Extremely Low			0	
Low Mod			0	
Moderate			0	
Non Low Moderate			0	
Total	0	0	0	0
Percent Low/Mod				

Annual Accomplishments

No data returned for this view. This might be because the applied filter excludes all data.



U.S. Department of Housing and Urban Development
 Office of Community Planning and Development
 Integrated Disbursement and Information System
 CDBG Activity Summary Report (GPR) for Program Year 2021
 NEW HAVEN

Date: 28-Sep-2022
 Time: 12:03
 Page: 220

PGM Year: 2020
Project: 0006 - CDBG-CV Program Administration\Oversight
IDIS Activity: 3706 - Boys and Girls Club of New Haven HVAC System
Status: Open
Location: 253 Columbus Ave New Haven, CT 06519-2230
Objective: Create suitable living environments
Outcome: Availability/accessibility
Matrix Code: Youth Centers (03D) **National Objective:** LMC

Activity to prevent, prepare for, and respond to Coronavirus: Yes

Initial Funding Date: 08/03/2022

Description:

Funds will be used for the replacement of the HVAC system to help lessen the spread of COVID-19.

Financing

	Fund Type	Grant Year	Grant	Funded Amount	Drawn In Program Year	Drawn Thru Program Year
CDBG	EN	2020	B20MW090009	\$99,000.00	\$58,127.70	\$58,127.70
Total	Total			\$99,000.00	\$58,127.70	\$58,127.70

Proposed Accomplishments

Public Facilities : 75

Actual Accomplishments

Number assisted:

	Owner		Renter		Total		Person	
	Total	Hispanic	Total	Hispanic	Total	Hispanic	Total	Hispanic
White:	0	0	0	0	0	0		0
Black/African American:	0	0	0	0	0	0	0	0
Asian:	0	0	0	0	0	0	0	0
American Indian/Alaskan Native:	0	0	0	0	0	0	0	0
Native Hawaiian/Other Pacific Islander:	0	0	0	0	0	0	0	0
American Indian/Alaskan Native & White:	0	0	0	0	0	0	0	0
Asian White:	0	0	0	0	0	0	0	0
Black/African American & White:	0	0	0	0	0	0	0	0
American Indian/Alaskan Native & Black/African American:	0	0	0	0	0	0	0	0
Other multi-racial:	0	0	0	0	0	0	0	0
Asian/Pacific Islander:	0	0	0	0	0	0	0	0
Hispanic:	0	0	0	0	0	0	0	0
Total:	0	0	0	0	0	0	0	0

CAPER FY 2021-22



U.S. Department of Housing and Urban Development
 Office of Community Planning and Development
 Integrated Disbursement and Information System
 CDBG Activity Summary Report (GPR) for Program Year 2021
 NEW HAVEN

Date: 28-Sep-2022
 Time: 12:03
 Page: 221

Female-headed Households:

0 0 0

Income Category:

	Owner	Renter	Total	Person
Extremely Low	0	0	0	0
Low Mod	0	0	0	0
Moderate	0	0	0	0
Non Low Moderate	0	0	0	0
Total	0	0	0	0

Percent Low/Mod

Annual Accomplishments

Years	Accomplishment Narrative	# Benefitting
2021	Funds are being used for the installation of an HVAC system in the gym.	



U.S. Department of Housing and Urban Development
Office of Community Planning and Development
Integrated Disbursement and Information System
CDBG Activity Summary Report (GPR) for Program Year 2021
NEW HAVEN

Date: 28-Sep-2022

Time: 12:03

Page: 222

Total Funded Amount:	\$40,558,850.18
Total Drawn Thru Program Year:	\$38,319,423.16
Total Drawn In Program Year:	\$5,336,370.51



Office of Community Planning and Development
 U.S. Department of Housing and Urban Development
 Integrated Disbursement and Information System
 PR26 - CDBG Financial Summary Report
 Program Year 2021
 NEW HAVEN , CT

DATE: 09-28-22
 TIME: 11:58
 PAGE: 1

PART I: SUMMARY OF CDBG RESOURCES

01 UNEXPENDED CDBG FUNDS AT END OF PREVIOUS PROGRAM YEAR	4,507,252.14
02 ENTITLEMENT GRANT	3,855,434.00
03 SURPLUS URBAN RENEWAL	0.00
04 SECTION 108 GUARANTEED LOAN FUNDS	0.00
05 CURRENT YEAR PROGRAM INCOME	18,900.00
05a CURRENT YEAR SECTION 108 PROGRAM INCOME (FOR SI TYPE)	0.00
06 FUNDS RETURNED TO THE LINE-OF-CREDIT	0.00
06a FUNDS RETURNED TO THE LOCAL CDBG ACCOUNT	370,222.59
07 ADJUSTMENT TO COMPUTE TOTAL AVAILABLE	0.00
08 TOTAL AVAILABLE (SUM, LINES 01-07)	8,751,808.73

PART II: SUMMARY OF CDBG EXPENDITURES

09 DISBURSEMENTS OTHER THAN SECTION 108 REPAYMENTS AND PLANNING/ADMINISTRATION	3,746,717.62
10 ADJUSTMENT TO COMPUTE TOTAL AMOUNT SUBJECT TO LOW/MOD BENEFIT	0.00
11 AMOUNT SUBJECT TO LOW/MOD BENEFIT (LINE 09 + LINE 10)	3,746,717.62
12 DISBURSED IN IDIS FOR PLANNING/ADMINISTRATION	736,451.81
13 DISBURSED IN IDIS FOR SECTION 108 REPAYMENTS	0.00
14 ADJUSTMENT TO COMPUTE TOTAL EXPENDITURES	0.00
15 TOTAL EXPENDITURES (SUM, LINES 11-14)	4,483,169.43
16 UNEXPENDED BALANCE (LINE 08 - LINE 15)	4,268,639.30

PART III: LOWMOD BENEFIT THIS REPORTING PERIOD

17 EXPENDED FOR LOW/MOD HOUSING IN SPECIAL AREAS	0.00
18 EXPENDED FOR LOW/MOD MULTI-UNIT HOUSING	0.00
19 DISBURSED FOR OTHER LOW/MOD ACTIVITIES	2,783,493.63
20 ADJUSTMENT TO COMPUTE TOTAL LOW/MOD CREDIT	963,223.99
21 TOTAL LOW/MOD CREDIT (SUM, LINES 17-20)	3,746,717.62
22 PERCENT LOW/MOD CREDIT (LINE 21/LINE 11)	100.00%

LOW/MOD BENEFIT FOR MULTI-YEAR CERTIFICATIONS

23 PROGRAM YEARS(PY) COVERED IN CERTIFICATION	PY: 2019 PY: 2020 PY: 2021
24 CUMULATIVE NET EXPENDITURES SUBJECT TO LOW/MOD BENEFIT CALCULATION	8,981,294.80
25 CUMULATIVE EXPENDITURES BENEFITING LOW/MOD PERSONS	8,981,294.80
26 PERCENT BENEFIT TO LOW/MOD PERSONS (LINE 25/LINE 24)	100.00%

PART IV: PUBLIC SERVICE (PS) CAP CALCULATIONS

27 DISBURSED IN IDIS FOR PUBLIC SERVICES	571,197.66
28 PS UNLIQUIDATED OBLIGATIONS AT END OF CURRENT PROGRAM YEAR	0.00
29 PS UNLIQUIDATED OBLIGATIONS AT END OF PREVIOUS PROGRAM YEAR	0.00
30 ADJUSTMENT TO COMPUTE TOTAL PS OBLIGATIONS	0.00
31 TOTAL PS OBLIGATIONS (LINE 27 + LINE 28 - LINE 29 + LINE 30)	571,197.66
32 ENTITLEMENT GRANT	3,855,434.00
33 PRIOR YEAR PROGRAM INCOME	94,378.64
34 ADJUSTMENT TO COMPUTE TOTAL SUBJECT TO PS CAP	0.00
35 TOTAL SUBJECT TO PS CAP (SUM, LINES 32-34)	3,949,812.64
36 PERCENT FUNDS OBLIGATED FOR PS ACTIVITIES (LINE 31/LINE 35)	14.46%

PART V: PLANNING AND ADMINISTRATION (PA) CAP

37 DISBURSED IN IDIS FOR PLANNING/ADMINISTRATION	736,451.81
38 PA UNLIQUIDATED OBLIGATIONS AT END OF CURRENT PROGRAM YEAR	0.00
39 PA UNLIQUIDATED OBLIGATIONS AT END OF PREVIOUS PROGRAM YEAR	0.00
40 ADJUSTMENT TO COMPUTE TOTAL PA OBLIGATIONS	0.00
41 TOTAL PA OBLIGATIONS (LINE 37 + LINE 38 - LINE 39 +LINE 40)	736,451.81
42 ENTITLEMENT GRANT	3,855,434.00
43 CURRENT YEAR PROGRAM INCOME	18,900.00
44 ADJUSTMENT TO COMPUTE TOTAL SUBJECT TO PA CAP	0.00
45 TOTAL SUBJECT TO PA CAP (SUM, LINES 42-44)	3,874,334.00
46 PERCENT FUNDS OBLIGATED FOR PA ACTIVITIES (LINE 41/LINE 45)	19.01%



PART I: SUMMARY OF CDBG-CV RESOURCES

01 CDBG-CV GRANT	3,552,724.00
02 FUNDS RETURNED TO THE LINE-OF-CREDIT	0.00
03 FUNDS RETURNED TO THE LOCAL CDBG ACCOUNT	0.00
04 TOTAL AVAILABLE (SUM, LINES 01-03)	3,552,724.00

PART II: SUMMARY OF CDBG-CV EXPENDITURES

05 DISBURSEMENTS OTHER THAN SECTION 108 REPAYMENTS AND PLANNING/ADMINISTRATION	1,274,729.97
06 DISBURSED IN IDIS FOR PLANNING/ADMINISTRATION	25,737.02
07 DISBURSED IN IDIS FOR SECTION 108 REPAYMENTS	0.00
08 TOTAL EXPENDITURES (SUM, LINES 05 - 07)	1,300,466.99
09 UNEXPENDED BALANCE (LINE 04 - LINE8)	2,252,257.01

PART III: LOWMOD BENEFIT FOR THE CDBG-CV GRANT

10 EXPENDED FOR LOW/MOD HOUSING IN SPECIAL AREAS	0.00
11 EXPENDED FOR LOW/MOD MULTI-UNIT HOUSING	0.00
12 DISBURSED FOR OTHER LOW/MOD ACTIVITIES	1,274,729.97
13 TOTAL LOW/MOD CREDIT (SUM, LINES 10 - 12)	1,274,729.97
14 AMOUNT SUBJECT TO LOW/MOD BENEFIT (LINE 05)	1,274,729.97
15 PERCENT LOW/MOD CREDIT (LINE 13/LINE 14)	100.00%

PART IV: PUBLIC SERVICE (PS) CALCULATIONS

16 DISBURSED IN IDIS FOR PUBLIC SERVICES	1,049,273.37
17 CDBG-CV GRANT	3,552,724.00
18 PERCENT OF FUNDS DISBURSED FOR PS ACTIVITIES (LINE 16/LINE 17)	29.53%

PART V: PLANNING AND ADMINISTRATION (PA) CAP

19 DISBURSED IN IDIS FOR PLANNING/ADMINISTRATION	25,737.02
20 CDBG-CV GRANT	3,552,724.00
21 PERCENT OF FUNDS DISBURSED FOR PA ACTIVITIES (LINE 19/LINE 20)	0.72%



U.S. Department of Housing and Urban Development

Office of Community Planning and Development

Integrated Disbursement and Information System

Status of Open Activities and Activities Completed/Cancelled in the Last Year Activities - Entitlement
NEW HAVEN, CT

DATE: 09-27-22

TIME: 15:51

PAGE: 1

IDIS - PR22

Note:
WAED - Written Agreement Execution Date
IFD - Initial Funding Date

Tenure Type	Activity Type	IDIS Activity	Activity Address	Activity Status	Status Date	Total Units	Home Total HH Units Assisted	Commitment Date	Commitment Date Type	Committed Amount	Drawn Amount	PCT	
Rental	NEW CONSTRUCTION	3267	242 Munson St , New Haven CT, 06511	Canceled	04/12/22	0	0	N/A	07/06/18	IFD	\$0.00	\$0.00	0.00%
Rental	NEW CONSTRUCTION	3702	206 Day St , New Haven CT, 06511	Open	05/23/22	0	0	N/A	05/01/22	WAED	\$400,000.00	\$0.00	0.00%
Rental	REHABILITATION	3703	45 Kensington St , New Haven CT, 06511	Open	06/02/22	0	0	N/A	05/26/22	WAED	\$250,000.00	\$0.00	0.00%
Homebuyer	NEW CONSTRUCTION	3464	161 Ivy St 266 West Hazel St 260 West Hazel St, New Haven CT, 06511	Open	03/02/21	12	6	N/A	10/16/20	IFD	\$375,000.00	\$0.00	0.00%
Homebuyer	NEW CONSTRUCTION	3545	70 Woolsey St , New Haven CT, 06513	Final Draw	08/10/21	1	1	N/A	01/01/21	WAED	\$19,472.02	\$19,472.02	100.00%
Homebuyer	NEW CONSTRUCTION	3546	136 Rosette St , New Haven CT, 06519	Final Draw	08/10/21	0	0	N/A	01/01/21	WAED	\$55,000.00	\$55,000.00	100.00%
Homebuyer	ACQUISITION ONLY	3583	189 Atwater St , New Haven CT, 06513	Completed	10/29/21	1	1	N/A	03/09/21	WAED	\$11,144.00	\$11,144.00	100.00%
Homebuyer	ACQUISITION ONLY	3584	27 Castle St , New Haven CT, 06513	Completed	10/29/21	1	1	N/A	03/19/21	WAED	\$10,000.00	\$10,000.00	100.00%
Homebuyer	ACQUISITION ONLY	3588	535 Winchester Ave , New Haven CT, 06511	Completed	11/01/21	2	1	N/A	04/26/21	WAED	\$12,500.00	\$12,500.00	100.00%
Homebuyer	ACQUISITION ONLY	3591	523 Winchester Ave , New Haven CT, 06511	Completed	10/29/21	2	1	N/A	06/07/21	WAED	\$12,500.00	\$12,500.00	100.00%
Homebuyer	ACQUISITION ONLY	3592	175 Newhall St , New Haven CT, 06511	Completed	10/29/21	1	1	N/A	06/08/21	WAED	\$7,445.37	\$7,445.37	100.00%
Homebuyer	ACQUISITION AND REHABILITATION	3466	124 Carmel St , New Haven CT, 06511	Open	08/02/22	0	0	N/A	10/30/20	IFD	\$200,000.00	\$103,539.24	51.77%
Homebuyer	ACQUISITION AND NEW CONSTRUCTION	3293	245 Munson St , New Haven CT, 06511	Open	07/25/19	3	2	N/A	11/29/18	IFD	\$237,549.25	\$11,067.25	4.66%
Homeowner Rehab	REHABILITATION	3582	30 Crescent St , New Haven CT, 06511	Completed	10/29/21	1	1	N/A	01/01/21	WAED	\$14,800.00	\$14,800.00	100.00%
Homeowner Rehab	REHABILITATION	3585	171 Spring St , New Haven CT, 06519	Completed	11/01/21	1	1	N/A	02/03/21	WAED	\$9,960.00	\$9,960.00	100.00%
Homeowner Rehab	REHABILITATION	3586	117 Kimberly Ave , New Haven CT, 06519	Completed	09/07/22	1	1	N/A	01/01/21	WAED	\$19,058.60	\$19,058.60	100.00%
Homeowner Rehab	REHABILITATION	3587	410 Shelton Ave , New Haven CT, 06511	Final Draw	09/13/22	3	3	N/A	01/01/21	WAED	\$30,000.00	\$30,000.00	100.00%
Homeowner Rehab	REHABILITATION	3589	45 Auburn St , New Haven CT, 06519	Final Draw	09/13/22	1	1	N/A	01/01/21	WAED	\$29,874.60	\$29,874.60	100.00%
Homeowner Rehab	REHABILITATION	3593	20 Marie St , New Haven CT, 06513	Final Draw	09/13/22	1	1	N/A	01/01/21	WAED	\$13,070.00	\$13,070.00	100.00%
Homeowner Rehab	REHABILITATION	3594	598 Winchester Ave , New Haven CT, 06511	Open	08/02/22	0	0	N/A	07/01/20	WAED	\$0.00	\$0.00	0.00%
Homeowner Rehab	REHABILITATION	3596	65 Carmel St , New Haven CT, 06511	Final Draw	09/13/22	1	1	N/A	07/30/21	WAED	\$30,000.00	\$30,000.00	100.00%
Homeowner Rehab	REHABILITATION	3597	28 Hilltop Rd , New Haven CT, 06515	Final Draw	09/13/22	1	1	N/A	07/30/21	WAED	\$30,000.00	\$30,000.00	100.00%
Homeowner Rehab	REHABILITATION	3598	86 Button St , New Haven CT, 06519	Final Draw	09/13/22	1	1	N/A	08/05/21	WAED	\$30,000.00	\$30,000.00	100.00%
Homeowner Rehab	REHABILITATION	3599	630 Smith Ave , New Haven CT, 06513	Open	09/07/21	0	0	N/A	08/25/21	WAED	\$22,982.00	\$0.00	0.00%
Homeowner Rehab	REHABILITATION	3600	111 Melrose Dr , New Haven CT, 06513	Final Draw	09/13/22	1	1	N/A	01/01/21	WAED	\$30,000.00	\$30,000.00	100.00%
Homeowner Rehab	REHABILITATION	3601	227 Dwight St , New Haven CT, 06511	Open	09/14/21	0	0	N/A	01/01/21	WAED	\$13,668.00	\$0.00	0.00%
Homeowner Rehab	REHABILITATION	3602	630 Smith Ave , New Haven CT, 06513	Open	11/23/21	0	0	N/A	11/02/21	WAED	\$22,982.00	\$6,894.60	30.00%
Homeowner Rehab	REHABILITATION	3603	227 Dwight St , New Haven CT, 06511	Open	11/23/21	1	1	N/A	11/08/21	WAED	\$15,000.00	\$4,100.00	27.33%
Homeowner Rehab	REHABILITATION	3701	184 Eastern St , New Haven CT, 06513	Open	08/02/22	0	0	N/A	02/17/22	WAED	\$6,000.00	\$0.00	0.00%
Homeowner Rehab	REHABILITATION	3704	31 Rosewood Ave , New Haven CT, 06513	Open	07/20/22	0	0	N/A	07/13/22	WAED	\$29,450.00	\$0.00	0.00%
Homeowner Rehab	REHABILITATION	3705	1841 Ella Grasso Blvd , New Haven CT, 06511	Open	07/25/22	0	0	N/A	06/01/22	WAED	\$11,040.00	\$0.00	0.00%



U.S. Department of Housing and Urban Development
 Office of Community Planning and Development
 Integrated Disbursement and Information System

DATE: 09-27-22
 TIME: 15:51
 PAGE: 2

Status of Open Activities and Activities Completed/Cancelled in the Last Year Activities - Entitlement
 NEW HAVEN, CT

IDIS - PR22

Note:
 WAED - Written Agreement Execution Date
 IFD - Initial Funding Date

Tenure Type	Activity Type	IDIS Activity	Activity Address	Activity Status	Status Date	Total Units	Home Total HH Units Assisted	Commitment Date	Commitment Date Type	Committed Amount	Drawn Amount	PCT	
Homeowner Rehab	REHABILITATION	3707	69 Thompson St , New Haven CT, 06511	Open	09/08/22	0	0	N/A	08/23/22	WAED	\$27,890.00	\$0.00	0.00%



{Prompted Grantee} = 7803:NEW HAVEN

Funds Not Subgranted To CHDOS

Fiscal Year	PJ Name	Fund Type	Balance to Subgrant
2022	NEW HAVEN	CR CHDO RESERVE	\$225,208.05
Total For 2022 Funds (CR+CC+CL)			\$225,208.05
Total For 2022 Funds (CO)			\$0.00

Funds Not Subgranted To CHDOS

Fiscal Year	PJ Name	Fund Type	Balance to Subgrant
2021	NEW HAVEN	CR CHDO RESERVE	\$200,847.90
Total For 2021 Funds (CR+CC+CL)			\$200,847.90
Total For 2021 Funds (CO)			\$0.00

Funds Not Subgranted To CHDOS

Fiscal Year	PJ Name	Fund Type	Balance to Subgrant
2020	NEW HAVEN	CR CHDO RESERVE	\$197,877.90
Total For 2020 Funds (CR+CC+CL)			\$197,877.90
Total For 2020 Funds (CO)			\$0.00

Funds Subgranted To CHDOS

Fiscal Year	PJ Name	CHDO Name	Fund Type	Amount Subgranted	Amount Committed	Balance to Commit	% Committed	Amount Disbursed	% Disbursed
2019	NEW HAVEN	BEULAH LAND DEVELOPMENT CORPORATE	CR	\$186,230.25	\$126,122.25	\$60,108.00	67.7%	\$103,539.24	82.1%
Fund Type Total for 2019			CR	\$186,230.25	\$126,122.25	\$60,108.00	67.7%	\$103,539.24	82.1%
Total For 2019 Funds (CR+CC+CL)				\$186,230.25					
Total For 2019 Funds (CO)				\$0.00					



{Prompted Grantee} = 7803:NEW HAVEN

Funds Subgranted To CHDOS

Fiscal Year	PJ Name	CHDO Name	Fund Type	Amount	Amount	Balance	%	Amount	%
				Subgranted	Committed	to Commit	Committed	Disbursed	Disbursed
2018	NEW HAVEN	BEULAH LAND DEVELOPMENT CORPORATE	CR	\$201,734.55	\$199,689.80	\$2,044.75	99.0%	\$0.00	0.0%
Fund Type Total for 2018			CR	\$201,734.55	\$199,689.80	\$2,044.75	99.0%	\$0.00	0.0%
Total For 2018 Funds (CR+CC+CL)				\$201,734.55					
Total For 2018 Funds (CO)				\$0.00					

Funds Subgranted To CHDOS

Fiscal Year	PJ Name	CHDO Name	Fund Type	Amount	Amount	Balance	%	Amount	%
				Subgranted	Committed	to Commit	Committed	Disbursed	Disbursed
2017	NEW HAVEN	BEULAH LAND DEVELOPMENT CORPORATE	CR	\$143,622.90	\$143,622.90	\$0.00	100.0%	\$116,830.70	81.3%
Fund Type Total for 2017			CR	\$143,622.90	\$143,622.90	\$0.00	100.0%	\$116,830.70	81.3%
Total For 2017 Funds (CR+CC+CL)				\$143,622.90					
Total For 2017 Funds (CO)				\$0.00					

Funds Subgranted To CHDOS

Fiscal Year	PJ Name	CHDO Name	Fund Type	Amount	Amount	Balance	%	Amount	%
				Subgranted	Committed	to Commit	Committed	Disbursed	Disbursed
2016	NEW HAVEN	BEULAH LAND DEVELOPMENT CORPORATE	CR	\$147,843.75	\$32,087.10	\$115,756.65	21.7%	\$32,087.10	100.0%
Fund Type Total for 2016			CR	\$147,843.75	\$32,087.10	\$115,756.65	21.7%	\$32,087.10	100.0%
Total For 2016 Funds (CR+CC+CL)				\$147,843.75					
Total For 2016 Funds (CO)				\$0.00					

Funds Subgranted To CHDOS

Fiscal Year	PJ Name	CHDO Name	Fund Type	Amount	Amount	Balance	%	Amount	%
				Subgranted	Committed	to Commit	Committed	Disbursed	Disbursed
2015	NEW HAVEN	BEULAH LAND DEVELOPMENT CORPORATE	CR	\$141,454.35	\$141,454.35	\$0.00	100.0%	\$141,454.35	100.0%
Fund Type Total for 2015			CR	\$141,454.35	\$141,454.35	\$0.00	100.0%	\$141,454.35	100.0%
Total For 2015 Funds (CR+CC+CL)				\$141,454.35					
Total For 2015 Funds (CO)				\$0.00					



{Prompted Grantee} = 7803:NEW HAVEN

Funds Subgranted To CHDOS

Fiscal Year	PJ Name	CHDO Name	Fund Type	Amount		Balance		%	
				Subgranted	Committed	to Commit	Committed	Disbursed	Disbursed
2014	NEW HAVEN	BEULAH LAND DEVELOPMENT CORPORATE	CR	\$157,172.55	\$157,172.55	\$0.00	100.0%	\$157,172.55	100.0%
Fund Type Total for 2014			CR	\$157,172.55	\$157,172.55	\$0.00	100.0%	\$157,172.55	100.0%
Total For 2014 Funds (CR+CC+CL)				\$157,172.55					
Total For 2014 Funds (CO)				\$0.00					

Funds Subgranted To CHDOS

Fiscal Year	PJ Name	CHDO Name	Fund Type	Amount		Balance		%	
				Subgranted	Committed	to Commit	Committed	Disbursed	Disbursed
2013	NEW HAVEN	BEULAH LAND DEVELOPMENT CORPORATE	CR	\$150,723.60	\$150,723.60	\$0.00	100.0%	\$150,723.60	100.0%
Fund Type Total for 2013			CR	\$150,723.60	\$150,723.60	\$0.00	100.0%	\$150,723.60	100.0%
Total For 2013 Funds (CR+CC+CL)				\$150,723.60					
Total For 2013 Funds (CO)				\$0.00					

Funds Subgranted To CHDOS

Fiscal Year	PJ Name	CHDO Name	Fund Type	Amount		Balance		%	
				Subgranted	Committed	to Commit	Committed	Disbursed	Disbursed
2012	NEW HAVEN	BEULAH LAND DEVELOPMENT CORPORATE	CR	\$148,405.65	\$148,405.65	\$0.00	100.0%	\$148,405.65	100.0%
Fund Type Total for 2012			CR	\$148,405.65	\$148,405.65	\$0.00	100.0%	\$148,405.65	100.0%
Total For 2012 Funds (CR+CC+CL)				\$148,405.65					
Total For 2012 Funds (CO)				\$0.00					

Funds Subgranted To CHDOS

Fiscal Year	PJ Name	CHDO Name	Fund Type	Amount		Balance		%	
				Subgranted	Committed	to Commit	Committed	Disbursed	Disbursed
2011	NEW HAVEN	BEULAH LAND DEVELOPMENT CORPORATE	CR	\$230,042.55	\$230,042.55	\$0.00	100.0%	\$230,042.55	100.0%
Fund Type Total for 2011			CR	\$230,042.55	\$230,042.55	\$0.00	100.0%	\$230,042.55	100.0%
Total For 2011 Funds (CR+CC+CL)				\$230,042.55					
Total For 2011 Funds (CO)				\$0.00					



U.S. Department of Housing and Urban Development
 Office of Community Planning and Development
 Integrated Disbursement and Information System
 PR 25 - Status of CHDO Funds by Fiscal Year Report

DATE: 09-27-22
 TIME: 15:56
 PAGE: 4

{Prompted Grantee} = 7803:NEW HAVEN

Funds Subgranted To CHDOS

Fiscal Year	PJ Name	CHDO Name	Fund Type	Amount		Balance		%	
				Subgranted	Committed	to Commit	Committed	Disbursed	Disbursed
2010	NEW HAVEN	BEULAH LAND DEVELOPMENT CORPORATE	CR	\$18,968.11	\$18,968.11	\$0.00	100.0%	\$18,968.11	100.0%
		MUTUAL HOUSING OF SOUTH CENTRAL CONNECTICUT	CR	\$241,659.89	\$241,659.89	\$0.00	100.0%	\$241,659.89	100.0%
Fund Type Total for 2010			CR	\$260,628.00	\$260,628.00	\$0.00	100.0%	\$260,628.00	100.0%
Total For 2010 Funds (CR+CC+CL)				\$260,628.00					
Total For 2010 Funds (CO)				\$0.00					

Funds Subgranted To CHDOS

Fiscal Year	PJ Name	CHDO Name	Fund Type	Amount		Balance		%	
				Subgranted	Committed	to Commit	Committed	Disbursed	Disbursed
2009	NEW HAVEN	BEULAH LAND DEVELOPMENT CORPORATE	CR	\$187,033.25	\$187,033.25	\$0.00	100.0%	\$187,033.25	100.0%
		MUTUAL HOUSING OF SOUTH CENTRAL CONNECTICUT	CR	\$75,099.70	\$75,099.70	\$0.00	100.0%	\$75,099.70	100.0%
Fund Type Total for 2009			CR	\$262,132.95	\$262,132.95	\$0.00	100.0%	\$262,132.95	100.0%
Total For 2009 Funds (CR+CC+CL)				\$262,132.95					
Total For 2009 Funds (CO)				\$0.00					

Funds Subgranted To CHDOS

Fiscal Year	PJ Name	CHDO Name	Fund Type	Amount		Balance		%	
				Subgranted	Committed	to Commit	Committed	Disbursed	Disbursed
2008	NEW HAVEN	BEULAH LAND DEVELOPMENT CORPORATE	CR	\$169,105.00	\$169,105.00	\$0.00	100.0%	\$169,105.00	100.0%
		MUTUAL HOUSING OF SOUTH CENTRAL CONNECTICUT	CR	\$65,000.00	\$65,000.00	\$0.00	100.0%	\$65,000.00	100.0%
Fund Type Total for 2008			CR	\$234,105.00	\$234,105.00	\$0.00	100.0%	\$234,105.00	100.0%
Total For 2008 Funds (CR+CC+CL)				\$234,105.00					
Total For 2008 Funds (CO)				\$0.00					

Funds Subgranted To CHDOS

Fiscal Year	PJ Name	CHDO Name	Fund Type	Amount		Balance		%	
				Subgranted	Committed	to Commit	Committed	Disbursed	Disbursed
2007	NEW HAVEN	MUTUAL HOUSING OF SOUTH CENTRAL CONNECTICUT	CR	\$393,042.00	\$393,042.00	\$0.00	100.0%	\$393,042.00	100.0%
Fund Type Total for 2007			CR	\$393,042.00	\$393,042.00	\$0.00	100.0%	\$393,042.00	100.0%
Total For 2007 Funds (CR+CC+CL)				\$393,042.00					
Total For 2007 Funds (CO)				\$0.00					

Page 20 of 20



U.S. Department of Housing and Urban Development
 Office of Community Planning and Development
 Integrated Disbursement and Information System
 PR 25 - Status of CHDO Funds by Fiscal Year Report

DATE: 09-27-22
 TIME: 15:56
 PAGE: 5

{Prompted Grantee} = 7803:NEW HAVEN

Funds Subgranted To CHDOS

Fiscal Year	PJ Name	CHDO Name	Fund Type	Amount	Amount	Balance	%	Amount	%
				Subgranted	Committed	to Commit	Committed	Disbursed	Disbursed
2006	NEW HAVEN	MUTUAL HOUSING OF SOUTH CENTRAL CONNECTICUT	CR	\$839,551.31	\$839,551.31	\$0.00	100.0%	\$839,551.31	100.0%
Fund Type Total for 2006			CR	\$839,551.31	\$839,551.31	\$0.00	100.0%	\$839,551.31	100.0%
Total For 2006 Funds (CR+CC+CL)				\$839,551.31					
Total For 2006 Funds (CO)				\$0.00					

Funds Subgranted To CHDOS

Fiscal Year	PJ Name	CHDO Name	Fund Type	Amount	Amount	Balance	%	Amount	%
				Subgranted	Committed	to Commit	Committed	Disbursed	Disbursed
2005	NEW HAVEN	MUTUAL HOUSING OF SOUTH CENTRAL CONNECTICUT	CR	\$258,363.75	\$258,363.75	\$0.00	100.0%	\$258,363.75	100.0%
Fund Type Total for 2005			CR	\$258,363.75	\$258,363.75	\$0.00	100.0%	\$258,363.75	100.0%
Total For 2005 Funds (CR+CC+CL)				\$258,363.75					
Total For 2005 Funds (CO)				\$0.00					

Funds Subgranted To CHDOS

Fiscal Year	PJ Name	CHDO Name	Fund Type	Amount	Amount	Balance	%	Amount	%
				Subgranted	Committed	to Commit	Committed	Disbursed	Disbursed
2004	NEW HAVEN	HAZEL STREET DEVELOPMENT	CR	\$268,494.90	\$268,494.90	\$0.00	100.0%	\$268,494.90	100.0%
Fund Type Total for 2004			CR	\$268,494.90	\$268,494.90	\$0.00	100.0%	\$268,494.90	100.0%
Total For 2004 Funds (CR+CC+CL)				\$268,494.90					
Total For 2004 Funds (CO)				\$0.00					

Funds Subgranted To CHDOS

Fiscal Year	PJ Name	CHDO Name	Fund Type	Amount	Amount	Balance	%	Amount	%
				Subgranted	Committed	to Commit	Committed	Disbursed	Disbursed
2003	NEW HAVEN	HAZEL STREET DEVELOPMENT	CR	\$267,762.15	\$267,762.15	\$0.00	100.0%	\$267,762.15	100.0%
Fund Type Total for 2003			CR	\$267,762.15	\$267,762.15	\$0.00	100.0%	\$267,762.15	100.0%
Total For 2003 Funds (CR+CC+CL)				\$267,762.15					
Total For 2003 Funds (CO)				\$0.00					



U.S. Department of Housing and Urban Development
 Office of Community Planning and Development
 Integrated Disbursement and Information System
 PR 25 - Status of CHDO Funds by Fiscal Year Report

DATE: 09-27-22
 TIME: 15:56
 PAGE: 6

{Prompted Grantee} = 7803:NEW HAVEN

Funds Subgranted To CHDOS

Fiscal Year	PJ Name	CHDO Name	Fund Type	Amount		Balance		%	
				Subgranted	Committed	to Commit	Committed	Disbursed	Disbursed
2002	NEW HAVEN	HAZEL STREET DEVELOPMENT	CR	\$284,700.00	\$284,700.00	\$0.00	100.0%	\$284,700.00	100.0%
		HILL DEVELOPMENT CORP.	CR	\$30,000.00	\$30,000.00	\$0.00	100.0%	\$30,000.00	100.0%
Fund Type Total for 2002			CR	\$314,700.00	\$314,700.00	\$0.00	100.0%	\$314,700.00	100.0%
Total For 2002 Funds (CR+CC+CL)				\$314,700.00					
Total For 2002 Funds (CO)				\$0.00					

Funds Subgranted To CHDOS

Fiscal Year	PJ Name	CHDO Name	Fund Type	Amount		Balance		%	
				Subgranted	Committed	to Commit	Committed	Disbursed	Disbursed
2001	NEW HAVEN	FAIR HAVEN DEVELOPMENT CORPORATION	CR	\$90,000.00	\$90,000.00	\$0.00	100.0%	\$90,000.00	100.0%
		HILL DEVELOPMENT CORP.	CR	\$139,036.95	\$139,036.95	\$0.00	100.0%	\$139,036.95	100.0%
Fund Type Total for 2001			CR	\$229,036.95	\$229,036.95	\$0.00	100.0%	\$229,036.95	100.0%
Total For 2001 Funds (CR+CC+CL)				\$229,036.95					
Total For 2001 Funds (CO)				\$0.00					

Funds Subgranted To CHDOS

Fiscal Year	PJ Name	CHDO Name	Fund Type	Amount		Balance		%	
				Subgranted	Committed	to Commit	Committed	Disbursed	Disbursed
2000	NEW HAVEN	HAZEL STREET DEVELOPMENT	CR	\$47,169.67	\$47,169.67	\$0.00	100.0%	\$47,169.67	100.0%
		MUTUAL HOUSING OF SOUTH CENTRAL CONNECTICUT	CR	\$48,945.54	\$48,945.54	\$0.00	100.0%	\$48,945.54	100.0%
		NEIGHBORHOOD HOUSING SERVICE OF NEW HAVEN	CR	\$41,285.79	\$41,285.79	\$0.00	100.0%	\$41,285.79	100.0%
		NUTMEG HOUSING DEVELOPMENT CORP.	CR	\$12,599.00	\$12,599.00	\$0.00	100.0%	\$12,599.00	100.0%
Fund Type Total for 2000			CR	\$150,000.00	\$150,000.00	\$0.00	100.0%	\$150,000.00	100.0%
Total For 2000 Funds (CR+CC+CL)				\$150,000.00					
Total For 2000 Funds (CO)				\$0.00					



U.S. Department of Housing and Urban Development
 Office of Community Planning and Development
 Integrated Disbursement and Information System
 PR 25 - Status of CHDO Funds by Fiscal Year Report

DATE: 09-27-22
 TIME: 15:56
 PAGE: 7

{Prompted Grantee} = 7803:NEW HAVEN

Funds Subgranted To CHDOS

Fiscal Year	PJ Name	CHDO Name	Fund Type	Amount		Balance		Amount	%
				Subgranted	Committed	to	Committed		
1999	NEW HAVEN	MUTUAL HOUSING OF SOUTH CENTRAL CONNECTICUT	CR	\$220,350.00	\$220,350.00	\$0.00	100.0%	\$220,350.00	100.0%
		NEIGHBORHOOD HOUSING SERVICE OF NEW HAVEN	CR	\$29,095.00	\$29,095.00	\$0.00	100.0%	\$29,095.00	100.0%
		NEW LIFE CORPORATION	CR	\$6,905.00	\$6,905.00	\$0.00	100.0%	\$6,905.00	100.0%
Fund Type Total for 1999			CR	\$256,350.00	\$256,350.00	\$0.00	100.0%	\$256,350.00	100.0%
Total For 1999 Funds (CR+CC+CL)				\$256,350.00					
Total For 1999 Funds (CO)				\$0.00					

Funds Subgranted To CHDOS

Fiscal Year	PJ Name	CHDO Name	Fund Type	Amount		Balance		Amount	%
				Subgranted	Committed	to	Committed		
1996	NEW HAVEN	FAIR HAVEN HOUSING INITIATIVES	CR	\$265,999.94	\$265,999.94	\$0.00	100.0%	\$265,999.94	100.0%
		HILL DEVELOPMENT CORP.	CR	\$210,000.00	\$210,000.00	\$0.00	100.0%	\$210,000.00	100.0%
Fund Type Total for 1996			CR	\$475,999.94	\$475,999.94	\$0.00	100.0%	\$475,999.94	100.0%
Total For 1996 Funds (CR+CC+CL)				\$475,999.94					
Total For 1996 Funds (CO)				\$0.00					

Funds Subgranted To CHDOS

Fiscal Year	PJ Name	CHDO Name	Fund Type	Amount		Balance		Amount	%
				Subgranted	Committed	to	Committed		
1995	NEW HAVEN	FAIR HAVEN HOUSING INITIATIVES	CR	\$19,000.00	\$19,000.00	\$0.00	100.0%	\$19,000.00	100.0%
		H.O.M.E., INCORPORATE	CR	\$137,500.00	\$137,500.00	\$0.00	100.0%	\$137,500.00	100.0%
		HAZEL STREET DEVELOPMENT	CR	\$41,500.00	\$41,500.00	\$0.00	100.0%	\$41,500.00	100.0%
		NEWHALLVILLE RESTORATION CORPORATE	CR	\$58,759.04	\$58,759.04	\$0.00	100.0%	\$58,759.04	100.0%
Fund Type Total for 1995			CR	\$256,759.04	\$256,759.04	\$0.00	100.0%	\$256,759.04	100.0%
Total For 1995 Funds (CR+CC+CL)				\$256,759.04					
Total For 1995 Funds (CO)				\$0.00					



U.S. Department of Housing and Urban Development
 Office of Community Planning and Development
 Integrated Disbursement and Information System
 PR 25 - Status of CHDO Funds by Fiscal Year Report

DATE: 09-27-22
 TIME: 15:56
 PAGE: 8

{Prompted Grantee} = 7803:NEW HAVEN

Funds Subgranted To CHDOS

Fiscal Year	PJ Name	CHDO Name	Fund Type	Amount	Amount	Balance	%	Amount	%
				Subgranted	Committed	to Commit	Committed	Disbursed	Disbursed
1994	NEW HAVEN	INNER CITY COMMUNITY HOUSING CORPORPORTE	CR	\$214,376.20	\$214,376.20	\$0.00	100.0%	\$214,376.20	100.0%
		NEWHALLVILLE RESTORATION CORPORATE	CR	\$15,000.00	\$15,000.00	\$0.00	100.0%	\$15,000.00	100.0%
Fund Type Total for 1994			CR	\$229,376.20	\$229,376.20	\$0.00	100.0%	\$229,376.20	100.0%
Total For 1994 Funds (CR+CC+CL)				\$229,376.20					
Total For 1994 Funds (CO)				\$0.00					

Funds Subgranted To CHDOS

Fiscal Year	PJ Name	CHDO Name	Fund Type	Amount	Amount	Balance	%	Amount	%
				Subgranted	Committed	to Commit	Committed	Disbursed	Disbursed
1993	NEW HAVEN	INNER CITY COMMUNITY HOUSING CORPORPORTE	CR	\$493,748.98	\$493,748.98	\$0.00	100.0%	\$493,748.98	100.0%
		MUTUAL HOUSING OF SOUTH CENTRAL CONNECTICUT	CR	\$657,933.46	\$657,933.46	\$0.00	100.0%	\$657,933.46	100.0%
		NEWHALLVILLE RESTORATION CORPORATE	CR	\$3,105.00	\$3,105.00	\$0.00	100.0%	\$3,105.00	100.0%
Fund Type Total for 1993			CR	\$1,154,787.44	\$1,154,787.44	\$0.00	100.0%	\$1,154,787.44	100.0%
Total For 1993 Funds (CR+CC+CL)				\$1,154,787.44					
Total For 1993 Funds (CO)				\$0.00					

Funds Subgranted To CHDOS

Fiscal Year	PJ Name	CHDO Name	Fund Type	Amount	Amount	Balance	%	Amount	%
				Subgranted	Committed	to Commit	Committed	Disbursed	Disbursed
1992	NEW HAVEN	MUTUAL HOUSING OF SOUTH CENTRAL CONNECTICUT	CR	\$355,436.69	\$355,436.69	\$0.00	100.0%	\$355,436.69	100.0%
		NEIGHBORHOOD HOUSING SERVICE OF NEW HAVEN	CR	\$485,833.06	\$485,833.06	\$0.00	100.0%	\$485,833.06	100.0%
Fund Type Total for 1992			CR	\$841,269.75	\$841,269.75	\$0.00	100.0%	\$841,269.75	100.0%
Total For 1992 Funds (CR+CC+CL)				\$841,269.75					
Total For 1992 Funds (CO)				\$0.00					



U.S. Department of Housing and Urban Development
Office of Community Planning and Development
Integrated Disbursement and Information System
PR 25 - Status of CHDO Funds by Fiscal Year Report

DATE: 09-27-22
TIME: 15:56
PAGE: 9

{Prompted Grantee} = 7803:NEW HAVEN

Total For All Years (Subgranted to CHDOS)	\$8,199,589.53
Total For All Years (Not Subgranted to CHDOS)	\$623,933.85
Grand Total	\$8,823,523.38



U.S. Department of Housing and Urban Development
 Office of Community Planning and Development
 Integrated Disbursement and Information System
 Status of HOME Grants
 NEW HAVEN

DATE: 09-27-22
 TIME: 16:05
 PAGE: 1

IDIS - PR27

Commitments from Authorized Funds

Fiscal Year	Total Authorization	Admin/CHDO OP Authorization	CR/CL/CC – Amount Committed to CHDOS	% CHDO Cmtd	SU Funds-Subgrants to Other Entities	EN Funds-PJ Committed to Activities	Total Authorized Commitments	% of Auth Cmtd
1992	\$1,979,833.06	\$199,400.00	\$841,269.75	42.4%	\$0.00	\$939,163.31	\$1,979,833.06	100.0%
1993	\$1,316,000.00	\$131,600.00	\$1,164,587.44	88.4%	\$0.00	\$19,812.56	\$1,316,000.00	100.0%
1994	\$1,263,375.94	\$134,000.00	\$269,576.20	21.3%	\$0.00	\$859,799.74	\$1,263,375.94	100.0%
1995	\$1,470,000.00	\$147,000.00	\$256,759.04	17.4%	\$0.00	\$1,066,240.96	\$1,470,000.00	100.0%
1996	\$1,510,000.00	\$151,000.00	\$475,999.94	31.5%	\$0.00	\$883,000.06	\$1,510,000.00	100.0%
1997	\$1,471,000.00	\$147,000.00	\$0.00	0.0%	\$0.00	\$1,324,000.00	\$1,471,000.00	100.0%
1998	\$1,590,000.00	\$159,000.00	\$0.00	0.0%	\$0.00	\$1,431,000.00	\$1,590,000.00	100.0%
1999	\$1,709,000.00	\$170,900.00	\$256,350.00	15.0%	\$0.00	\$1,281,750.00	\$1,709,000.00	100.0%
2000	\$1,708,000.00	\$170,800.00	\$150,000.00	8.7%	\$0.00	\$1,387,200.00	\$1,708,000.00	100.0%
2001	\$1,897,000.00	\$189,700.00	\$229,036.95	12.0%	\$0.00	\$1,478,263.05	\$1,897,000.00	100.0%
2002	\$1,898,000.00	\$189,800.00	\$314,700.00	16.5%	\$0.00	\$1,393,500.00	\$1,898,000.00	100.0%
2003	\$1,785,081.00	\$178,508.10	\$267,762.15	15.0%	\$0.00	\$1,338,810.75	\$1,785,081.00	100.0%
2004	\$1,977,752.00	\$187,610.50	\$268,494.90	13.5%	\$0.00	\$1,521,646.60	\$1,977,752.00	100.0%
2005	\$1,780,386.00	\$172,242.50	\$258,363.75	14.5%	\$0.00	\$1,349,779.75	\$1,780,386.00	100.0%
2006	\$1,617,946.00	\$42,114.96	\$839,551.31	51.8%	\$0.00	\$736,279.73	\$1,617,946.00	100.0%
2007	\$1,617,533.00	\$161,753.30	\$393,042.00	24.2%	\$0.00	\$1,062,737.70	\$1,617,533.00	100.0%
2008	\$1,560,700.00	\$156,070.00	\$234,105.00	15.0%	\$0.00	\$1,170,525.00	\$1,560,700.00	100.0%
2009	\$1,747,553.00	\$197,340.94	\$262,132.95	15.0%	\$0.00	\$1,288,079.11	\$1,747,553.00	100.0%
2010	\$1,737,520.00	\$201,676.47	\$260,628.00	15.0%	\$0.00	\$1,275,215.53	\$1,737,520.00	100.0%
2011	\$1,533,617.00	\$166,812.61	\$230,042.55	15.0%	\$0.00	\$1,136,761.84	\$1,533,617.00	100.0%
2012	\$989,371.00	\$98,937.10	\$148,405.65	15.0%	\$0.00	\$742,028.25	\$989,371.00	100.0%
2013	\$1,004,824.00	\$100,482.40	\$150,723.60	15.0%	\$0.00	\$753,618.00	\$1,004,824.00	100.0%
2014	\$1,047,817.00	\$104,781.70	\$157,172.55	15.0%	\$0.00	\$785,862.75	\$1,047,817.00	100.0%
2015	\$943,029.00	\$94,302.90	\$141,454.35	15.0%	\$0.00	\$707,271.75	\$943,029.00	100.0%
2016	\$985,625.00	\$98,562.50	\$32,087.10	3.2%	\$0.00	\$739,218.75	\$869,868.35	88.2%
2017	\$957,486.00	\$95,748.60	\$143,622.90	15.0%	\$0.00	\$718,114.50	\$957,486.00	100.0%
2018	\$1,344,897.00	\$134,489.70	\$199,689.80	14.8%	\$0.00	\$853,877.95	\$1,188,057.45	88.3%
2019	\$1,241,535.00	\$124,153.50	\$126,122.25	10.1%	\$0.00	\$456,035.50	\$706,311.25	56.8%
2020	\$1,319,186.00	\$131,918.60	\$0.00	0.0%	\$0.00	\$0.00	\$131,918.60	10.0%
2021	\$1,338,986.00	\$133,898.60	\$0.00	0.0%	\$0.00	\$0.00	\$133,898.60	10.0%
2022	\$1,501,387.00	\$150,138.70	\$0.00	0.0%	\$0.00	\$0.00	\$150,138.70	10.0%
Total	\$45,844,440.00	\$4,521,743.68	\$8,071,680.13	17.6%	\$0.00	\$28,699,593.14	\$41,293,016.95	90.0%

CAPER FY 2021-22

348



U.S. Department of Housing and Urban Development
 Office of Community Planning and Development
 Integrated Disbursement and Information System
 Status of HOME Grants
 NEW HAVEN

DATE: 09-27-22
 TIME: 16:05
 PAGE: 2

IDIS - PR27

Program Income (PI)

Program Year	Total Receipts	Amount Suballocated to PA	Amount Committed to Activities	% Committed	Net Disbursed	Disbursed Pending Approval	Total Disbursed	% Disbursed
1992	\$0.00	N/A	\$0.00	0.0%	\$0.00	\$0.00	\$0.00	0.0%
1993	\$0.00	N/A	\$0.00	0.0%	\$0.00	\$0.00	\$0.00	0.0%
1994	\$0.00	N/A	\$0.00	0.0%	\$0.00	\$0.00	\$0.00	0.0%
1995	\$0.00	N/A	\$0.00	0.0%	\$0.00	\$0.00	\$0.00	0.0%
1996	\$0.00	N/A	\$0.00	0.0%	\$0.00	\$0.00	\$0.00	0.0%
1997	\$0.00	N/A	\$0.00	0.0%	\$0.00	\$0.00	\$0.00	0.0%
1998	\$0.00	N/A	\$0.00	0.0%	\$0.00	\$0.00	\$0.00	0.0%
1999	\$0.00	N/A	\$0.00	0.0%	\$0.00	\$0.00	\$0.00	0.0%
2000	\$0.00	N/A	\$0.00	0.0%	\$0.00	\$0.00	\$0.00	0.0%
2001	\$0.00	N/A	\$0.00	0.0%	\$0.00	\$0.00	\$0.00	0.0%
2002	\$0.00	N/A	\$0.00	0.0%	\$0.00	\$0.00	\$0.00	0.0%
2003	\$0.00	N/A	\$0.00	0.0%	\$0.00	\$0.00	\$0.00	0.0%
2004	\$0.00	N/A	\$0.00	0.0%	\$0.00	\$0.00	\$0.00	0.0%
2005	\$1,622,888.45	N/A	\$1,622,888.45	100.0%	\$1,622,888.45	\$0.00	\$1,622,888.45	100.0%
2006	\$376,406.67	N/A	\$376,406.67	100.0%	\$376,406.67	\$0.00	\$376,406.67	100.0%
2007	\$0.00	N/A	\$0.00	0.0%	\$0.00	\$0.00	\$0.00	0.0%
2008	\$60,050.54	N/A	\$60,050.54	100.0%	\$60,050.54	\$0.00	\$60,050.54	100.0%
2009	\$225,856.38	N/A	\$225,856.38	100.0%	\$225,856.38	\$0.00	\$225,856.38	100.0%
2010	\$279,244.66	N/A	\$279,244.66	100.0%	\$279,244.66	\$0.00	\$279,244.66	100.0%
2011	\$134,509.07	N/A	\$134,509.07	100.0%	\$134,509.07	\$0.00	\$134,509.07	100.0%
2012	\$481,143.78	\$0.00	\$481,143.78	100.0%	\$481,143.78	\$0.00	\$481,143.78	100.0%
2013	\$135,363.13	\$0.00	\$135,363.13	100.0%	\$135,363.13	\$0.00	\$135,363.13	100.0%
2014	\$116,565.22	\$0.00	\$116,565.22	100.0%	\$116,565.22	\$0.00	\$116,565.22	100.0%
2015	\$62,378.56	\$0.00	\$62,378.56	100.0%	\$62,378.56	\$0.00	\$62,378.56	100.0%
2016	\$29,741.66	\$0.00	\$29,741.66	100.0%	\$29,741.66	\$0.00	\$29,741.66	100.0%
2017	\$102,459.28	\$0.00	\$102,459.28	100.0%	\$102,459.28	\$0.00	\$102,459.28	100.0%
2018	\$160,684.87	\$0.00	\$160,684.87	100.0%	\$160,684.87	\$0.00	\$160,684.87	100.0%
2019	\$230,230.84	\$0.00	\$230,230.84	100.0%	\$230,230.84	\$0.00	\$230,230.84	100.0%
2020	\$33,317.46	\$0.00	\$33,317.46	100.0%	\$33,317.46	\$0.00	\$33,317.46	100.0%
2021	\$79,086.58	\$0.00	\$78,785.18	99.6%	\$78,785.18	\$0.00	\$78,785.18	99.6%
2022	\$178,698.86	\$0.00	\$36,418.80	20.3%	\$36,418.80	\$0.00	\$36,418.80	20.3%
Total	\$4,308,626.01	\$0.00	\$4,166,044.55	96.6%	\$4,166,044.55	\$0.00	\$4,166,044.55	96.6%



U.S. Department of Housing and Urban Development
 Office of Community Planning and Development
 Integrated Disbursement and Information System
 Status of HOME Grants
 NEW HAVEN

DATE: 09-27-22
 TIME: 16:05
 PAGE: 3

IDIS - PR27

Program Income for Administration (PA)

Program Year	Authorized Amount	Amount Committed to Activities	% Committed	Net Disbursed	Disbursed Pending Approval	Total Disbursed	% Disbursed
2012	\$0.00	\$0.00	0.0%	\$0.00	\$0.00	\$0.00	0.0%
2013	\$0.00	\$0.00	0.0%	\$0.00	\$0.00	\$0.00	0.0%
2014	\$0.00	\$0.00	0.0%	\$0.00	\$0.00	\$0.00	0.0%
2015	\$0.00	\$0.00	0.0%	\$0.00	\$0.00	\$0.00	0.0%
2016	\$0.00	\$0.00	0.0%	\$0.00	\$0.00	\$0.00	0.0%
2017	\$0.00	\$0.00	0.0%	\$0.00	\$0.00	\$0.00	0.0%
2018	\$0.00	\$0.00	0.0%	\$0.00	\$0.00	\$0.00	0.0%
2019	\$0.00	\$0.00	0.0%	\$0.00	\$0.00	\$0.00	0.0%
2020	\$0.00	\$0.00	0.0%	\$0.00	\$0.00	\$0.00	0.0%
2021	\$0.00	\$0.00	0.0%	\$0.00	\$0.00	\$0.00	0.0%
2022	\$0.00	\$0.00	0.0%	\$0.00	\$0.00	\$0.00	0.0%
Total	\$0.00	\$0.00	0.0%	\$0.00	\$0.00	\$0.00	0.0%



U.S. Department of Housing and Urban Development
 Office of Community Planning and Development
 Integrated Disbursement and Information System
 Status of HOME Grants
 NEW HAVEN

DATE: 09-27-22
 TIME: 16:05
 PAGE: 4

IDIS - PR27

Recaptured Homebuyer Funds (HP)

Program Year	Total Receipts	Amount Committed to Activities	% Committed	Net Disbursed	Disbursed Pending Approval	Total Disbursed	% Disbursed
2015	\$0.00	\$0.00	0.0%	\$0.00	\$0.00	\$0.00	0.0%
2016	\$0.00	\$0.00	0.0%	\$0.00	\$0.00	\$0.00	0.0%
2017	\$0.00	\$0.00	0.0%	\$0.00	\$0.00	\$0.00	0.0%
2018	\$0.00	\$0.00	0.0%	\$0.00	\$0.00	\$0.00	0.0%
2019	\$0.00	\$0.00	0.0%	\$0.00	\$0.00	\$0.00	0.0%
2020	\$0.00	\$0.00	0.0%	\$0.00	\$0.00	\$0.00	0.0%
2021	\$0.00	\$0.00	0.0%	\$0.00	\$0.00	\$0.00	0.0%
2022	\$0.00	\$0.00	0.0%	\$0.00	\$0.00	\$0.00	0.0%
Total	\$0.00	\$0.00	0.0%	\$0.00	\$0.00	\$0.00	0.0%



U.S. Department of Housing and Urban Development
 Office of Community Planning and Development
 Integrated Disbursement and Information System
 Status of HOME Grants
 NEW HAVEN

DATE: 09-27-22
 TIME: 16:05
 PAGE: 5

IDIS - PR27

Repayments to Local Account (IU)

Program Year	Total Receipts	Amount Committed to Activities	% Committed	Net Disbursed	Disbursed Pending Approval	Total Disbursed	% Disbursed
2015	\$0.00	\$0.00	0.0%	\$0.00	\$0.00	\$0.00	0.0%
2016	\$0.00	\$0.00	0.0%	\$0.00	\$0.00	\$0.00	0.0%
2017	\$0.00	\$0.00	0.0%	\$0.00	\$0.00	\$0.00	0.0%
2018	\$231,671.04	\$231,671.04	100.0%	\$0.00	\$0.00	\$0.00	0.0%
2019	\$0.00	\$0.00	0.0%	\$0.00	\$0.00	\$0.00	0.0%
2020	\$0.00	\$0.00	0.0%	\$0.00	\$0.00	\$0.00	0.0%
2021	\$0.00	\$0.00	0.0%	\$0.00	\$0.00	\$0.00	0.0%
2022	\$74,472.02	\$74,472.02	100.0%	\$72,672.02	\$0.00	\$72,672.02	97.5%
Total	\$306,143.06	\$306,143.06	100.0%	\$72,672.02	\$0.00	\$72,672.02	23.7%



U.S. Department of Housing and Urban Development
 Office of Community Planning and Development
 Integrated Disbursement and Information System
 Status of HOME Grants
 NEW HAVEN

DATE: 09-27-22
 TIME: 16:05
 PAGE: 6

IDIS - PR27

Disbursements from Treasury Account

Fiscal Year	Total Authorization	Disbursed	Returned	Net Disbursed	Disbursed Pending Approval	Total Disbursed	% Disb	Available to Disburse
1992	\$1,979,833.06	\$1,979,833.06	\$0.00	\$1,979,833.06	\$0.00	\$1,979,833.06	100.0%	\$0.00
1993	\$1,316,000.00	\$1,316,000.00	\$0.00	\$1,316,000.00	\$0.00	\$1,316,000.00	100.0%	\$0.00
1994	\$1,263,375.94	\$1,263,375.94	\$0.00	\$1,263,375.94	\$0.00	\$1,263,375.94	100.0%	\$0.00
1995	\$1,470,000.00	\$1,470,000.00	\$0.00	\$1,470,000.00	\$0.00	\$1,470,000.00	100.0%	\$0.00
1996	\$1,510,000.00	\$1,510,000.00	\$0.00	\$1,510,000.00	\$0.00	\$1,510,000.00	100.0%	\$0.00
1997	\$1,471,000.00	\$1,471,000.00	\$0.00	\$1,471,000.00	\$0.00	\$1,471,000.00	100.0%	\$0.00
1998	\$1,590,000.00	\$1,590,000.00	\$0.00	\$1,590,000.00	\$0.00	\$1,590,000.00	100.0%	\$0.00
1999	\$1,709,000.00	\$1,709,000.00	\$0.00	\$1,709,000.00	\$0.00	\$1,709,000.00	100.0%	\$0.00
2000	\$1,708,000.00	\$1,708,000.00	\$0.00	\$1,708,000.00	\$0.00	\$1,708,000.00	100.0%	\$0.00
2001	\$1,897,000.00	\$1,897,000.00	\$0.00	\$1,897,000.00	\$0.00	\$1,897,000.00	100.0%	\$0.00
2002	\$1,898,000.00	\$1,898,000.00	\$0.00	\$1,898,000.00	\$0.00	\$1,898,000.00	100.0%	\$0.00
2003	\$1,785,081.00	\$1,785,081.00	\$0.00	\$1,785,081.00	\$0.00	\$1,785,081.00	100.0%	\$0.00
2004	\$1,977,752.00	\$1,977,752.00	\$0.00	\$1,977,752.00	\$0.00	\$1,977,752.00	100.0%	\$0.00
2005	\$1,780,386.00	\$1,780,386.00	\$0.00	\$1,780,386.00	\$0.00	\$1,780,386.00	100.0%	\$0.00
2006	\$1,617,946.00	\$1,617,946.00	\$0.00	\$1,617,946.00	\$0.00	\$1,617,946.00	100.0%	\$0.00
2007	\$1,617,533.00	\$1,617,533.00	\$0.00	\$1,617,533.00	\$0.00	\$1,617,533.00	100.0%	\$0.00
2008	\$1,560,700.00	\$1,560,700.00	\$0.00	\$1,560,700.00	\$0.00	\$1,560,700.00	100.0%	\$0.00
2009	\$1,747,553.00	\$1,747,553.00	\$0.00	\$1,747,553.00	\$0.00	\$1,747,553.00	100.0%	\$0.00
2010	\$1,737,520.00	\$1,737,520.00	\$0.00	\$1,737,520.00	\$0.00	\$1,737,520.00	100.0%	\$0.00
2011	\$1,533,617.00	\$1,533,617.00	\$0.00	\$1,533,617.00	\$0.00	\$1,533,617.00	100.0%	\$0.00
2012	\$989,371.00	\$989,371.00	\$0.00	\$989,371.00	\$0.00	\$989,371.00	100.0%	\$0.00
2013	\$1,004,824.00	\$1,004,824.00	\$0.00	\$1,004,824.00	\$0.00	\$1,004,824.00	100.0%	\$0.00
2014	\$1,047,817.00	\$1,047,817.00	\$0.00	\$1,047,817.00	\$0.00	\$1,047,817.00	100.0%	\$0.00
2015	\$943,029.00	\$943,029.00	\$0.00	\$943,029.00	\$0.00	\$943,029.00	100.0%	\$0.00
2016	\$985,625.00	\$866,428.35	\$0.00	\$866,428.35	\$0.00	\$866,428.35	87.9%	\$119,196.65
2017	\$957,486.00	\$930,693.80	\$0.00	\$930,693.80	\$0.00	\$930,693.80	97.2%	\$26,792.20
2018	\$1,344,897.00	\$444,419.04	\$0.00	\$444,419.04	\$0.00	\$444,419.04	33.0%	\$900,477.96
2019	\$1,241,535.00	\$225,327.10	\$0.00	\$225,327.10	\$0.00	\$225,327.10	18.1%	\$1,016,207.90
2020	\$1,319,186.00	\$120,109.30	\$0.00	\$120,109.30	\$0.00	\$120,109.30	9.1%	\$1,199,076.70
2021	\$1,338,986.00	\$38,760.00	\$0.00	\$38,760.00	\$0.00	\$38,760.00	2.8%	\$1,300,226.00
2022	\$1,501,387.00	\$0.00	\$0.00	\$0.00	\$0.00	\$0.00	0.0%	\$1,501,387.00
Total	\$45,844,440.00	\$39,781,075.59	\$0.00	\$39,781,075.59	\$0.00	\$39,781,075.59	86.7%	\$6,063,364.41



U.S. Department of Housing and Urban Development
 Office of Community Planning and Development
 Integrated Disbursement and Information System
 Status of HOME Grants
 NEW HAVEN

DATE: 09-27-22
 TIME: 16:05
 PAGE: 7

IDIS - PR27

Home Activities Commitments/Disbursements from Treasury Account

Fiscal Year	Authorized for Activities	Amount Committed to Activities	% Cmtd	Disbursed	Returned	Net Disbursed	% Net Disb	Disbursed Pending Approval	Total Disbursed	% Disb
1992	\$1,780,433.06	\$1,780,433.06	100.0%	\$1,780,433.06	\$0.00	\$1,780,433.06	100.0%	\$0.00	\$1,780,433.06	100.0%
1993	\$1,184,400.00	\$1,184,400.00	100.0%	\$1,184,400.00	\$0.00	\$1,184,400.00	100.0%	\$0.00	\$1,184,400.00	100.0%
1994	\$1,129,375.94	\$1,129,375.94	100.0%	\$1,129,375.94	\$0.00	\$1,129,375.94	100.0%	\$0.00	\$1,129,375.94	100.0%
1995	\$1,323,000.00	\$1,323,000.00	100.0%	\$1,323,000.00	\$0.00	\$1,323,000.00	100.0%	\$0.00	\$1,323,000.00	100.0%
1996	\$1,359,000.00	\$1,359,000.00	100.0%	\$1,359,000.00	\$0.00	\$1,359,000.00	100.0%	\$0.00	\$1,359,000.00	100.0%
1997	\$1,324,000.00	\$1,324,000.00	100.0%	\$1,324,000.00	\$0.00	\$1,324,000.00	100.0%	\$0.00	\$1,324,000.00	100.0%
1998	\$1,431,000.00	\$1,431,000.00	100.0%	\$1,431,000.00	\$0.00	\$1,431,000.00	100.0%	\$0.00	\$1,431,000.00	100.0%
1999	\$1,538,100.00	\$1,538,100.00	100.0%	\$1,538,100.00	\$0.00	\$1,538,100.00	100.0%	\$0.00	\$1,538,100.00	100.0%
2000	\$1,537,200.00	\$1,537,200.00	100.0%	\$1,537,200.00	\$0.00	\$1,537,200.00	100.0%	\$0.00	\$1,537,200.00	100.0%
2001	\$1,707,300.00	\$1,707,300.00	100.0%	\$1,707,300.00	\$0.00	\$1,707,300.00	100.0%	\$0.00	\$1,707,300.00	100.0%
2002	\$1,708,200.00	\$1,708,200.00	100.0%	\$1,708,200.00	\$0.00	\$1,708,200.00	100.0%	\$0.00	\$1,708,200.00	100.0%
2003	\$1,606,572.90	\$1,606,572.90	100.0%	\$1,606,572.90	\$0.00	\$1,606,572.90	100.0%	\$0.00	\$1,606,572.90	100.0%
2004	\$1,790,141.50	\$1,790,141.50	100.0%	\$1,790,141.50	\$0.00	\$1,790,141.50	100.0%	\$0.00	\$1,790,141.50	100.0%
2005	\$1,608,143.50	\$1,608,143.50	100.0%	\$1,608,143.50	\$0.00	\$1,608,143.50	100.0%	\$0.00	\$1,608,143.50	100.0%
2006	\$1,575,831.04	\$1,575,831.04	100.0%	\$1,575,831.04	\$0.00	\$1,575,831.04	100.0%	\$0.00	\$1,575,831.04	100.0%
2007	\$1,455,779.70	\$1,455,779.70	100.0%	\$1,455,779.70	\$0.00	\$1,455,779.70	100.0%	\$0.00	\$1,455,779.70	100.0%
2008	\$1,404,630.00	\$1,404,630.00	100.0%	\$1,404,630.00	\$0.00	\$1,404,630.00	100.0%	\$0.00	\$1,404,630.00	100.0%
2009	\$1,550,212.06	\$1,550,212.06	100.0%	\$1,550,212.06	\$0.00	\$1,550,212.06	100.0%	\$0.00	\$1,550,212.06	100.0%
2010	\$1,535,843.53	\$1,535,843.53	100.0%	\$1,535,843.53	\$0.00	\$1,535,843.53	100.0%	\$0.00	\$1,535,843.53	100.0%
2011	\$1,366,804.39	\$1,366,804.39	100.0%	\$1,366,804.39	\$0.00	\$1,366,804.39	100.0%	\$0.00	\$1,366,804.39	100.0%
2012	\$890,433.90	\$890,433.90	100.0%	\$890,433.90	\$0.00	\$890,433.90	100.0%	\$0.00	\$890,433.90	100.0%
2013	\$904,341.60	\$904,341.60	100.0%	\$904,341.60	\$0.00	\$904,341.60	100.0%	\$0.00	\$904,341.60	100.0%
2014	\$943,035.30	\$943,035.30	100.0%	\$943,035.30	\$0.00	\$943,035.30	100.0%	\$0.00	\$943,035.30	100.0%
2015	\$848,726.10	\$848,726.10	100.0%	\$848,726.10	\$0.00	\$848,726.10	100.0%	\$0.00	\$848,726.10	100.0%
2016	\$887,062.50	\$771,305.85	87.0%	\$767,865.85	\$0.00	\$767,865.85	86.6%	\$0.00	\$767,865.85	86.6%
2017	\$861,737.40	\$861,737.40	100.0%	\$834,945.20	\$0.00	\$834,945.20	96.9%	\$0.00	\$834,945.20	96.9%
2018	\$1,210,407.30	\$1,053,567.75	87.0%	\$309,929.34	\$0.00	\$309,929.34	25.6%	\$0.00	\$309,929.34	25.6%
2019	\$1,117,381.50	\$582,157.75	52.1%	\$103,539.24	\$0.00	\$103,539.24	9.3%	\$0.00	\$103,539.24	9.3%
2020	\$1,187,267.40	\$0.00	0.0%	\$0.00	\$0.00	\$0.00	0.0%	\$0.00	\$0.00	0.0%
2021	\$1,205,087.40	\$0.00	0.0%	\$0.00	\$0.00	\$0.00	0.0%	\$0.00	\$0.00	0.0%
2022	\$1,351,248.30	\$0.00	0.0%	\$0.00	\$0.00	\$0.00	0.0%	\$0.00	\$0.00	0.0%
Total	\$41,322,696.32	\$36,771,273.27	89.0%	\$35,518,784.15	\$0.00	\$35,518,784.15	86.0%	\$0.00	\$35,518,784.15	86.0%

CAPER FY 2021-22

354



U.S. Department of Housing and Urban Development
 Office of Community Planning and Development
 Integrated Disbursement and Information System
 Status of HOME Grants
 NEW HAVEN

DATE: 09-27-22
 TIME: 16:05
 PAGE: 8

IDIS - PR27

Administrative Funds (AD)

Fiscal Year	Authorized Amount	Amount Committed	% Auth Cmtd	Balance to Commit	Total Disbursed	% Auth Disb	Available to Disburse
1992	\$199,400.00	\$199,400.00	100.0%	\$0.00	\$199,400.00	100.0%	\$0.00
1993	\$131,600.00	\$131,600.00	100.0%	\$0.00	\$131,600.00	100.0%	\$0.00
1994	\$134,000.00	\$134,000.00	100.0%	\$0.00	\$134,000.00	100.0%	\$0.00
1995	\$147,000.00	\$147,000.00	100.0%	\$0.00	\$147,000.00	100.0%	\$0.00
1996	\$151,000.00	\$151,000.00	100.0%	\$0.00	\$151,000.00	100.0%	\$0.00
1997	\$147,000.00	\$147,000.00	100.0%	\$0.00	\$147,000.00	100.0%	\$0.00
1998	\$159,000.00	\$159,000.00	100.0%	\$0.00	\$159,000.00	100.0%	\$0.00
1999	\$170,900.00	\$170,900.00	100.0%	\$0.00	\$170,900.00	100.0%	\$0.00
2000	\$170,800.00	\$170,800.00	100.0%	\$0.00	\$170,800.00	100.0%	\$0.00
2001	\$189,700.00	\$189,700.00	100.0%	\$0.00	\$189,700.00	100.0%	\$0.00
2002	\$189,800.00	\$189,800.00	100.0%	\$0.00	\$189,800.00	100.0%	\$0.00
2003	\$178,508.10	\$178,508.10	100.0%	\$0.00	\$178,508.10	100.0%	\$0.00
2004	\$187,610.50	\$187,610.50	100.0%	\$0.00	\$187,610.50	100.0%	\$0.00
2005	\$172,242.50	\$172,242.50	100.0%	\$0.00	\$172,242.50	100.0%	\$0.00
2006	\$42,114.96	\$42,114.96	100.0%	\$0.00	\$42,114.96	100.0%	\$0.00
2007	\$161,753.30	\$161,753.30	100.0%	\$0.00	\$161,753.30	100.0%	\$0.00
2008	\$156,070.00	\$156,070.00	100.0%	\$0.00	\$156,070.00	100.0%	\$0.00
2009	\$197,340.94	\$197,340.94	100.0%	\$0.00	\$197,340.94	100.0%	\$0.00
2010	\$201,676.47	\$201,676.47	100.0%	\$0.00	\$201,676.47	100.0%	\$0.00
2011	\$166,812.61	\$166,812.61	100.0%	\$0.00	\$166,812.61	100.0%	\$0.00
2012	\$98,937.10	\$98,937.10	100.0%	\$0.00	\$98,937.10	100.0%	\$0.00
2013	\$100,482.40	\$100,482.40	100.0%	\$0.00	\$100,482.40	100.0%	\$0.00
2014	\$104,781.70	\$104,781.70	100.0%	\$0.00	\$104,781.70	100.0%	\$0.00
2015	\$94,302.90	\$94,302.90	100.0%	\$0.00	\$94,302.90	100.0%	\$0.00
2016	\$98,562.50	\$98,562.50	100.0%	\$0.00	\$98,562.50	100.0%	\$0.00
2017	\$95,748.60	\$95,748.60	100.0%	\$0.00	\$95,748.60	100.0%	\$0.00
2018	\$134,489.70	\$134,489.70	100.0%	\$0.00	\$134,489.70	100.0%	\$0.00
2019	\$124,153.50	\$124,153.50	100.0%	\$0.00	\$121,787.86	98.0%	\$2,365.64
2020	\$131,918.60	\$131,918.60	100.0%	\$0.00	\$120,109.30	91.0%	\$11,809.30
2021	\$133,898.60	\$133,898.60	100.0%	\$0.00	\$38,760.00	28.9%	\$95,138.60
2022	\$150,138.70	\$0.00	0.0%	\$150,138.70	\$0.00	0.0%	\$150,138.70
Total	\$4,521,743.68	\$4,371,604.98	96.6%	\$150,138.70	\$4,262,291.44	94.2%	\$259,452.24



U.S. Department of Housing and Urban Development
 Office of Community Planning and Development
 Integrated Disbursement and Information System
 Status of HOME Grants
 NEW HAVEN

DATE: 09-27-22
 TIME: 16:05
 PAGE: 9

IDIS - PR27

CHDO Operating Funds (CO)

Fiscal Year	Authorized Amount	Amount Committed	% Auth Cmtd	Balance to Commit	Total Disbursed	% Auth Disb	Available to Disburse
1992	\$0.00	\$0.00	0.0%	\$0.00	\$0.00	0.0%	\$0.00
1993	\$0.00	\$0.00	0.0%	\$0.00	\$0.00	0.0%	\$0.00
1994	\$0.00	\$0.00	0.0%	\$0.00	\$0.00	0.0%	\$0.00
1995	\$0.00	\$0.00	0.0%	\$0.00	\$0.00	0.0%	\$0.00
1996	\$0.00	\$0.00	0.0%	\$0.00	\$0.00	0.0%	\$0.00
1997	\$0.00	\$0.00	0.0%	\$0.00	\$0.00	0.0%	\$0.00
1998	\$0.00	\$0.00	0.0%	\$0.00	\$0.00	0.0%	\$0.00
1999	\$0.00	\$0.00	0.0%	\$0.00	\$0.00	0.0%	\$0.00
2000	\$0.00	\$0.00	0.0%	\$0.00	\$0.00	0.0%	\$0.00
2001	\$0.00	\$0.00	0.0%	\$0.00	\$0.00	0.0%	\$0.00
2002	\$0.00	\$0.00	0.0%	\$0.00	\$0.00	0.0%	\$0.00
2003	\$0.00	\$0.00	0.0%	\$0.00	\$0.00	0.0%	\$0.00
2004	\$0.00	\$0.00	0.0%	\$0.00	\$0.00	0.0%	\$0.00
2005	\$0.00	\$0.00	0.0%	\$0.00	\$0.00	0.0%	\$0.00
2006	\$0.00	\$0.00	0.0%	\$0.00	\$0.00	0.0%	\$0.00
2007	\$0.00	\$0.00	0.0%	\$0.00	\$0.00	0.0%	\$0.00
2008	\$0.00	\$0.00	0.0%	\$0.00	\$0.00	0.0%	\$0.00
2009	\$0.00	\$0.00	0.0%	\$0.00	\$0.00	0.0%	\$0.00
2010	\$0.00	\$0.00	0.0%	\$0.00	\$0.00	0.0%	\$0.00
2011	\$0.00	\$0.00	0.0%	\$0.00	\$0.00	0.0%	\$0.00
2012	\$0.00	\$0.00	0.0%	\$0.00	\$0.00	0.0%	\$0.00
2013	\$0.00	\$0.00	0.0%	\$0.00	\$0.00	0.0%	\$0.00
2014	\$0.00	\$0.00	0.0%	\$0.00	\$0.00	0.0%	\$0.00
2015	\$0.00	\$0.00	0.0%	\$0.00	\$0.00	0.0%	\$0.00
2016	\$0.00	\$0.00	0.0%	\$0.00	\$0.00	0.0%	\$0.00
2017	\$0.00	\$0.00	0.0%	\$0.00	\$0.00	0.0%	\$0.00
2018	\$0.00	\$0.00	0.0%	\$0.00	\$0.00	0.0%	\$0.00
2019	\$0.00	\$0.00	0.0%	\$0.00	\$0.00	0.0%	\$0.00
2020	\$0.00	\$0.00	0.0%	\$0.00	\$0.00	0.0%	\$0.00
2021	\$0.00	\$0.00	0.0%	\$0.00	\$0.00	0.0%	\$0.00
2022	\$0.00	\$0.00	0.0%	\$0.00	\$0.00	0.0%	\$0.00
Total	\$0.00	\$0.00	0.0%	\$0.00	\$0.00	0.0%	\$0.00



U.S. Department of Housing and Urban Development
 Office of Community Planning and Development
 Integrated Disbursement and Information System
 Status of HOME Grants
 NEW HAVEN

DATE: 09-27-22
 TIME: 16:05
 PAGE: 10

IDIS - PR27

CHDO Funds (CR)

Fiscal Year	CHDO Requirement	Authorized Amount	Amount Suballocated to CL/CC	Amount Subgranted to CHDOS	Balance to Subgrant	Funds Committed to Activities	% Subg Cmtd	Balance to Commit	Total Disbursed	% Subg Disb	Available to Disburse
1992	\$299,100.00	\$841,269.75	\$0.00	\$841,269.75	\$0.00	\$841,269.75	100.0%	\$0.00	\$841,269.75	100.0%	\$0.00
1993	\$197,400.00	\$1,164,587.44	\$9,800.00	\$1,154,787.44	\$0.00	\$1,154,787.44	100.0%	\$0.00	\$1,154,787.44	100.0%	\$0.00
1994	\$201,000.00	\$269,576.20	\$40,200.00	\$229,376.20	\$0.00	\$229,376.20	100.0%	\$0.00	\$229,376.20	100.0%	\$0.00
1995	\$220,500.00	\$256,759.04	\$0.00	\$256,759.04	\$0.00	\$256,759.04	100.0%	\$0.00	\$256,759.04	100.0%	\$0.00
1996	\$226,500.00	\$475,999.94	\$0.00	\$475,999.94	\$0.00	\$475,999.94	100.0%	\$0.00	\$475,999.94	100.0%	\$0.00
1997	\$220,650.00	\$0.00	\$0.00	\$0.00	\$0.00	\$0.00	0.0%	\$0.00	\$0.00	0.0%	\$0.00
1998	\$238,500.00	\$0.00	\$0.00	\$0.00	\$0.00	\$0.00	0.0%	\$0.00	\$0.00	0.0%	\$0.00
1999	\$256,350.00	\$256,350.00	\$0.00	\$256,350.00	\$0.00	\$256,350.00	100.0%	\$0.00	\$256,350.00	100.0%	\$0.00
2000	\$256,200.00	\$150,000.00	\$0.00	\$150,000.00	\$0.00	\$150,000.00	100.0%	\$0.00	\$150,000.00	100.0%	\$0.00
2001	\$284,550.00	\$229,036.95	\$0.00	\$229,036.95	\$0.00	\$229,036.95	100.0%	\$0.00	\$229,036.95	100.0%	\$0.00
2002	\$284,700.00	\$314,700.00	\$0.00	\$314,700.00	\$0.00	\$314,700.00	100.0%	\$0.00	\$314,700.00	100.0%	\$0.00
2003	\$267,762.15	\$267,762.15	\$0.00	\$267,762.15	\$0.00	\$267,762.15	100.0%	\$0.00	\$267,762.15	100.0%	\$0.00
2004	\$268,494.90	\$268,494.90	\$0.00	\$268,494.90	\$0.00	\$268,494.90	100.0%	\$0.00	\$268,494.90	100.0%	\$0.00
2005	\$258,363.75	\$258,363.75	\$0.00	\$258,363.75	\$0.00	\$258,363.75	100.0%	\$0.00	\$258,363.75	100.0%	\$0.00
2006	\$242,691.90	\$839,551.31	\$0.00	\$839,551.31	\$0.00	\$839,551.31	100.0%	\$0.00	\$839,551.31	100.0%	\$0.00
2007	\$242,629.95	\$393,042.00	\$0.00	\$393,042.00	\$0.00	\$393,042.00	100.0%	\$0.00	\$393,042.00	100.0%	\$0.00
2008	\$234,105.00	\$234,105.00	\$0.00	\$234,105.00	\$0.00	\$234,105.00	100.0%	\$0.00	\$234,105.00	100.0%	\$0.00
2009	\$262,132.95	\$262,132.95	\$0.00	\$262,132.95	\$0.00	\$262,132.95	100.0%	\$0.00	\$262,132.95	100.0%	\$0.00
2010	\$260,628.00	\$260,628.00	\$0.00	\$260,628.00	\$0.00	\$260,628.00	100.0%	\$0.00	\$260,628.00	100.0%	\$0.00
2011	\$230,042.55	\$230,042.55	\$0.00	\$230,042.55	\$0.00	\$230,042.55	100.0%	\$0.00	\$230,042.55	100.0%	\$0.00
2012	\$148,405.65	\$148,405.65	\$0.00	\$148,405.65	\$0.00	\$148,405.65	100.0%	\$0.00	\$148,405.65	100.0%	\$0.00
2013	\$150,723.60	\$150,723.60	\$0.00	\$150,723.60	\$0.00	\$150,723.60	100.0%	\$0.00	\$150,723.60	100.0%	\$0.00
2014	\$157,172.55	\$157,172.55	\$0.00	\$157,172.55	\$0.00	\$157,172.55	100.0%	\$0.00	\$157,172.55	100.0%	\$0.00
2015	\$141,454.35	\$141,454.35	\$0.00	\$141,454.35	\$0.00	\$141,454.35	100.0%	\$0.00	\$141,454.35	100.0%	\$0.00
2016	\$147,843.75	\$147,843.75	\$0.00	\$147,843.75	\$0.00	\$32,087.10	21.7%	\$115,756.65	\$32,087.10	21.7%	\$115,756.65
2017	\$143,622.90	\$143,622.90	\$0.00	\$143,622.90	\$0.00	\$143,622.90	100.0%	\$0.00	\$116,830.70	81.3%	\$26,792.20
2018	\$201,734.55	\$201,734.55	\$0.00	\$201,734.55	\$0.00	\$199,689.80	98.9%	\$2,044.75	\$0.00	0.0%	\$201,734.55
2019	\$186,230.25	\$186,230.25	\$0.00	\$186,230.25	\$0.00	\$126,122.25	67.7%	\$60,108.00	\$103,539.24	55.5%	\$82,691.01
2020	\$197,877.90	\$197,877.90	\$0.00	\$0.00	\$197,877.90	\$0.00	0.0%	\$197,877.90	\$0.00	0.0%	\$197,877.90
2021	\$200,847.90	\$200,847.90	\$0.00	\$0.00	\$200,847.90	\$0.00	0.0%	\$200,847.90	\$0.00	0.0%	\$200,847.90
2022	\$225,208.05	\$225,208.05	\$0.00	\$0.00	\$225,208.05	\$0.00	0.0%	\$225,208.05	\$0.00	0.0%	\$225,208.05
Total	\$6,853,422.60	\$8,873,523.38	\$50,000.00	\$8,199,589.53	\$623,933.85	\$8,021,680.13	97.8%	\$801,843.25	\$7,772,615.12	94.7%	\$1,050,908.26

CAPER FY 2021-22



U.S. Department of Housing and Urban Development
 Office of Community Planning and Development
 Integrated Disbursement and Information System
 Status of HOME Grants
 NEW HAVEN

DATE: 09-27-22
 TIME: 16:05
 PAGE: 11

IDIS - PR27

CHDO Loans (CL)

Fiscal Year	Authorized Amount	Amount Subgranted	Amount Committed	% Auth Cmtd	Balance to Commit	Total Disbursed	% Auth Disb	Available to Disburse
1992	\$0.00	\$0.00	\$0.00	0.0%	\$0.00	\$0.00	0.0%	\$0.00
1993	\$0.00	\$0.00	\$0.00	0.0%	\$0.00	\$0.00	0.0%	\$0.00
1994	\$0.00	\$0.00	\$0.00	0.0%	\$0.00	\$0.00	0.0%	\$0.00
1995	\$0.00	\$0.00	\$0.00	0.0%	\$0.00	\$0.00	0.0%	\$0.00
1996	\$0.00	\$0.00	\$0.00	0.0%	\$0.00	\$0.00	0.0%	\$0.00
1997	\$0.00	\$0.00	\$0.00	0.0%	\$0.00	\$0.00	0.0%	\$0.00
1998	\$0.00	\$0.00	\$0.00	0.0%	\$0.00	\$0.00	0.0%	\$0.00
1999	\$0.00	\$0.00	\$0.00	0.0%	\$0.00	\$0.00	0.0%	\$0.00
2000	\$0.00	\$0.00	\$0.00	0.0%	\$0.00	\$0.00	0.0%	\$0.00
2001	\$0.00	\$0.00	\$0.00	0.0%	\$0.00	\$0.00	0.0%	\$0.00
2002	\$0.00	\$0.00	\$0.00	0.0%	\$0.00	\$0.00	0.0%	\$0.00
2003	\$0.00	\$0.00	\$0.00	0.0%	\$0.00	\$0.00	0.0%	\$0.00
2004	\$0.00	\$0.00	\$0.00	0.0%	\$0.00	\$0.00	0.0%	\$0.00
2005	\$0.00	\$0.00	\$0.00	0.0%	\$0.00	\$0.00	0.0%	\$0.00
2006	\$0.00	\$0.00	\$0.00	0.0%	\$0.00	\$0.00	0.0%	\$0.00
2007	\$0.00	\$0.00	\$0.00	0.0%	\$0.00	\$0.00	0.0%	\$0.00
2008	\$0.00	\$0.00	\$0.00	0.0%	\$0.00	\$0.00	0.0%	\$0.00
2009	\$0.00	\$0.00	\$0.00	0.0%	\$0.00	\$0.00	0.0%	\$0.00
2010	\$0.00	\$0.00	\$0.00	0.0%	\$0.00	\$0.00	0.0%	\$0.00
2011	\$0.00	\$0.00	\$0.00	0.0%	\$0.00	\$0.00	0.0%	\$0.00
2012	\$0.00	\$0.00	\$0.00	0.0%	\$0.00	\$0.00	0.0%	\$0.00
2013	\$0.00	\$0.00	\$0.00	0.0%	\$0.00	\$0.00	0.0%	\$0.00
2014	\$0.00	\$0.00	\$0.00	0.0%	\$0.00	\$0.00	0.0%	\$0.00
2015	\$0.00	\$0.00	\$0.00	0.0%	\$0.00	\$0.00	0.0%	\$0.00
2016	\$0.00	\$0.00	\$0.00	0.0%	\$0.00	\$0.00	0.0%	\$0.00
2017	\$0.00	\$0.00	\$0.00	0.0%	\$0.00	\$0.00	0.0%	\$0.00
2018	\$0.00	\$0.00	\$0.00	0.0%	\$0.00	\$0.00	0.0%	\$0.00
2019	\$0.00	\$0.00	\$0.00	0.0%	\$0.00	\$0.00	0.0%	\$0.00
2020	\$0.00	\$0.00	\$0.00	0.0%	\$0.00	\$0.00	0.0%	\$0.00
2021	\$0.00	\$0.00	\$0.00	0.0%	\$0.00	\$0.00	0.0%	\$0.00
2022	\$0.00	\$0.00	\$0.00	0.0%	\$0.00	\$0.00	0.0%	\$0.00
Total	\$0.00	\$0.00	\$0.00	0.0%	\$0.00	\$0.00	0.0%	\$0.00



U.S. Department of Housing and Urban Development
 Office of Community Planning and Development
 Integrated Disbursement and Information System
 Status of HOME Grants
 NEW HAVEN

DATE: 09-27-22
 TIME: 16:05
 PAGE: 12

IDIS - PR27

CHDO Capacity (CC)

Fiscal Year	Authorized Amount	Amount Subgranted	Amount Committed	% Auth Cmtd	Balance to Commit	Total Disbursed	% Auth Disb	Available to Disburse
1992	\$0.00	\$0.00	\$0.00	0.0%	\$0.00	\$0.00	0.0%	\$0.00
1993	\$9,800.00	\$0.00	\$9,800.00	100.0%	\$0.00	\$9,800.00	100.0%	\$0.00
1994	\$40,200.00	\$0.00	\$40,200.00	100.0%	\$0.00	\$40,200.00	100.0%	\$0.00
1995	\$0.00	\$0.00	\$0.00	0.0%	\$0.00	\$0.00	0.0%	\$0.00
1996	\$0.00	\$0.00	\$0.00	0.0%	\$0.00	\$0.00	0.0%	\$0.00
1997	\$0.00	\$0.00	\$0.00	0.0%	\$0.00	\$0.00	0.0%	\$0.00
1998	\$0.00	\$0.00	\$0.00	0.0%	\$0.00	\$0.00	0.0%	\$0.00
1999	\$0.00	\$0.00	\$0.00	0.0%	\$0.00	\$0.00	0.0%	\$0.00
2000	\$0.00	\$0.00	\$0.00	0.0%	\$0.00	\$0.00	0.0%	\$0.00
2001	\$0.00	\$0.00	\$0.00	0.0%	\$0.00	\$0.00	0.0%	\$0.00
2002	\$0.00	\$0.00	\$0.00	0.0%	\$0.00	\$0.00	0.0%	\$0.00
2003	\$0.00	\$0.00	\$0.00	0.0%	\$0.00	\$0.00	0.0%	\$0.00
2004	\$0.00	\$0.00	\$0.00	0.0%	\$0.00	\$0.00	0.0%	\$0.00
2005	\$0.00	\$0.00	\$0.00	0.0%	\$0.00	\$0.00	0.0%	\$0.00
2006	\$0.00	\$0.00	\$0.00	0.0%	\$0.00	\$0.00	0.0%	\$0.00
2007	\$0.00	\$0.00	\$0.00	0.0%	\$0.00	\$0.00	0.0%	\$0.00
2008	\$0.00	\$0.00	\$0.00	0.0%	\$0.00	\$0.00	0.0%	\$0.00
2009	\$0.00	\$0.00	\$0.00	0.0%	\$0.00	\$0.00	0.0%	\$0.00
2010	\$0.00	\$0.00	\$0.00	0.0%	\$0.00	\$0.00	0.0%	\$0.00
2011	\$0.00	\$0.00	\$0.00	0.0%	\$0.00	\$0.00	0.0%	\$0.00
2012	\$0.00	\$0.00	\$0.00	0.0%	\$0.00	\$0.00	0.0%	\$0.00
2013	\$0.00	\$0.00	\$0.00	0.0%	\$0.00	\$0.00	0.0%	\$0.00
2014	\$0.00	\$0.00	\$0.00	0.0%	\$0.00	\$0.00	0.0%	\$0.00
2015	\$0.00	\$0.00	\$0.00	0.0%	\$0.00	\$0.00	0.0%	\$0.00
2016	\$0.00	\$0.00	\$0.00	0.0%	\$0.00	\$0.00	0.0%	\$0.00
2017	\$0.00	\$0.00	\$0.00	0.0%	\$0.00	\$0.00	0.0%	\$0.00
2018	\$0.00	\$0.00	\$0.00	0.0%	\$0.00	\$0.00	0.0%	\$0.00
2019	\$0.00	\$0.00	\$0.00	0.0%	\$0.00	\$0.00	0.0%	\$0.00
2020	\$0.00	\$0.00	\$0.00	0.0%	\$0.00	\$0.00	0.0%	\$0.00
2021	\$0.00	\$0.00	\$0.00	0.0%	\$0.00	\$0.00	0.0%	\$0.00
2022	\$0.00	\$0.00	\$0.00	0.0%	\$0.00	\$0.00	0.0%	\$0.00
Total	\$50,000.00	\$0.00	\$50,000.00	100.0%	\$0.00	\$50,000.00	100.0%	\$0.00



U.S. Department of Housing and Urban Development
 Office of Community Planning and Development
 Integrated Disbursement and Information System
 Status of HOME Grants
 NEW HAVEN

DATE: 09-27-22
 TIME: 16:05
 PAGE: 13

IDIS - PR27

Reservations to State Recipients and Subrecipients (SU)

Fiscal Year	Authorized Amount	Amount Subgranted to Other Entities	Amount Committed	% Auth Cmtd	Balance to Commit	Total Disbursed	% Auth Disb	Available to Disburse
1992	\$0.00	\$0.00	\$0.00	0.0%	\$0.00	\$0.00	0.0%	\$0.00
1993	\$0.00	\$0.00	\$0.00	0.0%	\$0.00	\$0.00	0.0%	\$0.00
1994	\$0.00	\$0.00	\$0.00	0.0%	\$0.00	\$0.00	0.0%	\$0.00
1995	\$0.00	\$0.00	\$0.00	0.0%	\$0.00	\$0.00	0.0%	\$0.00
1996	\$0.00	\$0.00	\$0.00	0.0%	\$0.00	\$0.00	0.0%	\$0.00
1997	\$0.00	\$0.00	\$0.00	0.0%	\$0.00	\$0.00	0.0%	\$0.00
1998	\$0.00	\$0.00	\$0.00	0.0%	\$0.00	\$0.00	0.0%	\$0.00
1999	\$0.00	\$0.00	\$0.00	0.0%	\$0.00	\$0.00	0.0%	\$0.00
2000	\$0.00	\$0.00	\$0.00	0.0%	\$0.00	\$0.00	0.0%	\$0.00
2001	\$0.00	\$0.00	\$0.00	0.0%	\$0.00	\$0.00	0.0%	\$0.00
2002	\$0.00	\$0.00	\$0.00	0.0%	\$0.00	\$0.00	0.0%	\$0.00
2003	\$0.00	\$0.00	\$0.00	0.0%	\$0.00	\$0.00	0.0%	\$0.00
2004	\$0.00	\$0.00	\$0.00	0.0%	\$0.00	\$0.00	0.0%	\$0.00
2005	\$0.00	\$0.00	\$0.00	0.0%	\$0.00	\$0.00	0.0%	\$0.00
2006	\$0.00	\$0.00	\$0.00	0.0%	\$0.00	\$0.00	0.0%	\$0.00
2007	\$0.00	\$0.00	\$0.00	0.0%	\$0.00	\$0.00	0.0%	\$0.00
2008	\$0.00	\$0.00	\$0.00	0.0%	\$0.00	\$0.00	0.0%	\$0.00
2009	\$0.00	\$0.00	\$0.00	0.0%	\$0.00	\$0.00	0.0%	\$0.00
2010	\$0.00	\$0.00	\$0.00	0.0%	\$0.00	\$0.00	0.0%	\$0.00
2011	\$0.00	\$0.00	\$0.00	0.0%	\$0.00	\$0.00	0.0%	\$0.00
2012	\$0.00	\$0.00	\$0.00	0.0%	\$0.00	\$0.00	0.0%	\$0.00
2013	\$0.00	\$0.00	\$0.00	0.0%	\$0.00	\$0.00	0.0%	\$0.00
2014	\$0.00	\$0.00	\$0.00	0.0%	\$0.00	\$0.00	0.0%	\$0.00
2015	\$0.00	\$0.00	\$0.00	0.0%	\$0.00	\$0.00	0.0%	\$0.00
2016	\$0.00	\$0.00	\$0.00	0.0%	\$0.00	\$0.00	0.0%	\$0.00
2017	\$0.00	\$0.00	\$0.00	0.0%	\$0.00	\$0.00	0.0%	\$0.00
2018	\$0.00	\$0.00	\$0.00	0.0%	\$0.00	\$0.00	0.0%	\$0.00
2019	\$0.00	\$0.00	\$0.00	0.0%	\$0.00	\$0.00	0.0%	\$0.00
2020	\$0.00	\$0.00	\$0.00	0.0%	\$0.00	\$0.00	0.0%	\$0.00
2021	\$0.00	\$0.00	\$0.00	0.0%	\$0.00	\$0.00	0.0%	\$0.00
2022	\$0.00	\$0.00	\$0.00	0.0%	\$0.00	\$0.00	0.0%	\$0.00
Total	\$0.00	\$0.00	\$0.00	0.0%	\$0.00	\$0.00	0.0%	\$0.00



U.S. Department of Housing and Urban Development
 Office of Community Planning and Development
 Integrated Disbursement and Information System
 Status of HOME Grants
 NEW HAVEN

DATE: 09-27-22
 TIME: 16:05
 PAGE: 14

IDIS - PR27

Total Program Funds

Fiscal Year	Total Authorization	Local Account Funds	Committed Amount	Net Disbursed for Activities	Net Disbursed for AD/CO/CB	Net Disbursed	Disbursed Pending Approval	Total Disbursed	Available to Disburse
1992	\$1,979,833.06	\$0.00	\$1,979,833.06	\$1,780,433.06	\$199,400.00	\$1,979,833.06	\$0.00	\$1,979,833.06	\$0.00
1993	\$1,316,000.00	\$0.00	\$1,316,000.00	\$1,184,400.00	\$131,600.00	\$1,316,000.00	\$0.00	\$1,316,000.00	\$0.00
1994	\$1,263,375.94	\$0.00	\$1,263,375.94	\$1,129,375.94	\$134,000.00	\$1,263,375.94	\$0.00	\$1,263,375.94	\$0.00
1995	\$1,470,000.00	\$0.00	\$1,470,000.00	\$1,323,000.00	\$147,000.00	\$1,470,000.00	\$0.00	\$1,470,000.00	\$0.00
1996	\$1,510,000.00	\$0.00	\$1,510,000.00	\$1,359,000.00	\$151,000.00	\$1,510,000.00	\$0.00	\$1,510,000.00	\$0.00
1997	\$1,471,000.00	\$0.00	\$1,471,000.00	\$1,324,000.00	\$147,000.00	\$1,471,000.00	\$0.00	\$1,471,000.00	\$0.00
1998	\$1,590,000.00	\$0.00	\$1,590,000.00	\$1,431,000.00	\$159,000.00	\$1,590,000.00	\$0.00	\$1,590,000.00	\$0.00
1999	\$1,709,000.00	\$0.00	\$1,709,000.00	\$1,538,100.00	\$170,900.00	\$1,709,000.00	\$0.00	\$1,709,000.00	\$0.00
2000	\$1,708,000.00	\$0.00	\$1,708,000.00	\$1,537,200.00	\$170,800.00	\$1,708,000.00	\$0.00	\$1,708,000.00	\$0.00
2001	\$1,897,000.00	\$0.00	\$1,897,000.00	\$1,707,300.00	\$189,700.00	\$1,897,000.00	\$0.00	\$1,897,000.00	\$0.00
2002	\$1,898,000.00	\$0.00	\$1,898,000.00	\$1,708,200.00	\$189,800.00	\$1,898,000.00	\$0.00	\$1,898,000.00	\$0.00
2003	\$1,785,081.00	\$0.00	\$1,785,081.00	\$1,606,572.90	\$178,508.10	\$1,785,081.00	\$0.00	\$1,785,081.00	\$0.00
2004	\$1,977,752.00	\$0.00	\$1,977,752.00	\$1,790,141.50	\$187,610.50	\$1,977,752.00	\$0.00	\$1,977,752.00	\$0.00
2005	\$1,780,386.00	\$1,622,888.45	\$3,403,274.45	\$3,231,031.95	\$172,242.50	\$3,403,274.45	\$0.00	\$3,403,274.45	\$0.00
2006	\$1,617,946.00	\$376,406.67	\$1,994,352.67	\$1,952,237.71	\$42,114.96	\$1,994,352.67	\$0.00	\$1,994,352.67	\$0.00
2007	\$1,617,533.00	\$0.00	\$1,617,533.00	\$1,455,779.70	\$161,753.30	\$1,617,533.00	\$0.00	\$1,617,533.00	\$0.00
2008	\$1,560,700.00	\$60,050.54	\$1,620,750.54	\$1,464,680.54	\$156,070.00	\$1,620,750.54	\$0.00	\$1,620,750.54	\$0.00
2009	\$1,747,553.00	\$225,856.38	\$1,973,409.38	\$1,776,068.44	\$197,340.94	\$1,973,409.38	\$0.00	\$1,973,409.38	\$0.00
2010	\$1,737,520.00	\$279,244.66	\$2,016,764.66	\$1,815,088.19	\$201,676.47	\$2,016,764.66	\$0.00	\$2,016,764.66	\$0.00
2011	\$1,533,617.00	\$134,509.07	\$1,668,126.07	\$1,501,313.46	\$166,812.61	\$1,668,126.07	\$0.00	\$1,668,126.07	\$0.00
2012	\$989,371.00	\$481,143.78	\$1,470,514.78	\$1,371,577.68	\$98,937.10	\$1,470,514.78	\$0.00	\$1,470,514.78	\$0.00
2013	\$1,004,824.00	\$135,363.13	\$1,140,187.13	\$1,039,704.73	\$100,482.40	\$1,140,187.13	\$0.00	\$1,140,187.13	\$0.00
2014	\$1,047,817.00	\$116,565.22	\$1,164,382.22	\$1,059,600.52	\$104,781.70	\$1,164,382.22	\$0.00	\$1,164,382.22	\$0.00
2015	\$943,029.00	\$62,378.56	\$1,005,407.56	\$911,104.66	\$94,302.90	\$1,005,407.56	\$0.00	\$1,005,407.56	\$0.00
2016	\$985,625.00	\$29,741.66	\$899,610.01	\$797,607.51	\$98,562.50	\$896,170.01	\$0.00	\$896,170.01	\$119,196.65
2017	\$957,486.00	\$102,459.28	\$1,059,945.28	\$937,404.48	\$95,748.60	\$1,033,153.08	\$0.00	\$1,033,153.08	\$26,792.20
2018	\$1,344,897.00	\$392,355.91	\$1,580,413.36	\$470,614.21	\$134,489.70	\$605,103.91	\$0.00	\$605,103.91	\$1,132,149.00
2019	\$1,241,535.00	\$230,230.84	\$936,542.09	\$333,770.08	\$121,787.86	\$455,557.94	\$0.00	\$455,557.94	\$1,016,207.90
2020	\$1,319,186.00	\$33,317.46	\$165,236.06	\$33,317.46	\$120,109.30	\$153,426.76	\$0.00	\$153,426.76	\$1,199,076.70
2021	\$1,338,986.00	\$79,086.58	\$212,683.78	\$78,785.18	\$38,760.00	\$117,545.18	\$0.00	\$117,545.18	\$1,300,527.40
2022	\$1,501,387.00	\$253,170.88	\$110,890.82	\$109,090.82	\$0.00	\$109,090.82	\$0.00	\$109,090.82	\$1,645,467.06
Total	\$45,844,440.00	\$4,614,769.07	\$45,615,065.86	\$39,757,500.72	\$4,262,291.44	\$44,019,792.16	\$0.00	\$44,019,792.16	\$6,439,416.91

CAPER FY 2021-22



U.S. Department of Housing and Urban Development
 Office of Community Planning and Development
 Integrated Disbursement and Information System
 Status of HOME Grants
 NEW HAVEN

DATE: 09-27-22
 TIME: 16:05
 PAGE: 15

IDIS - PR27

Total Program Percent

Fiscal Year	Total Authorization	Local Account Funds	% Committed for Activities	% Disb for Activities	% Disb for AD/CO/CB	% Net Disbursed	% Disbursed Pending Approval	% Total Disbursed	% Available to Disburse
1992	\$1,979,833.06	\$0.00	100.0%	89.9%	10.0%	100.0%	0.0%	100.0%	0.0%
1993	\$1,316,000.00	\$0.00	100.0%	90.0%	10.0%	100.0%	0.0%	100.0%	0.0%
1994	\$1,263,375.94	\$0.00	100.0%	89.3%	10.6%	100.0%	0.0%	100.0%	0.0%
1995	\$1,470,000.00	\$0.00	100.0%	90.0%	10.0%	100.0%	0.0%	100.0%	0.0%
1996	\$1,510,000.00	\$0.00	100.0%	90.0%	10.0%	100.0%	0.0%	100.0%	0.0%
1997	\$1,471,000.00	\$0.00	100.0%	90.0%	9.9%	100.0%	0.0%	100.0%	0.0%
1998	\$1,590,000.00	\$0.00	100.0%	90.0%	10.0%	100.0%	0.0%	100.0%	0.0%
1999	\$1,709,000.00	\$0.00	100.0%	90.0%	10.0%	100.0%	0.0%	100.0%	0.0%
2000	\$1,708,000.00	\$0.00	100.0%	90.0%	10.0%	100.0%	0.0%	100.0%	0.0%
2001	\$1,897,000.00	\$0.00	100.0%	90.0%	10.0%	100.0%	0.0%	100.0%	0.0%
2002	\$1,898,000.00	\$0.00	100.0%	90.0%	10.0%	100.0%	0.0%	100.0%	0.0%
2003	\$1,785,081.00	\$0.00	100.0%	89.9%	10.0%	100.0%	0.0%	100.0%	0.0%
2004	\$1,977,752.00	\$0.00	100.0%	90.5%	9.4%	100.0%	0.0%	100.0%	0.0%
2005	\$1,780,386.00	\$1,622,888.45	100.0%	94.9%	9.6%	100.0%	0.0%	100.0%	0.0%
2006	\$1,617,946.00	\$376,406.67	100.0%	97.8%	2.6%	100.0%	0.0%	100.0%	0.0%
2007	\$1,617,533.00	\$0.00	100.0%	90.0%	9.9%	100.0%	0.0%	100.0%	0.0%
2008	\$1,560,700.00	\$60,050.54	100.0%	90.3%	10.0%	100.0%	0.0%	100.0%	0.0%
2009	\$1,747,553.00	\$225,856.38	100.0%	89.9%	11.2%	100.0%	0.0%	100.0%	0.0%
2010	\$1,737,520.00	\$279,244.66	100.0%	89.9%	11.6%	100.0%	0.0%	100.0%	0.0%
2011	\$1,533,617.00	\$134,509.07	100.0%	89.9%	10.8%	99.9%	0.0%	99.9%	0.0%
2012	\$989,371.00	\$481,143.78	100.0%	93.2%	10.0%	100.0%	0.0%	100.0%	0.0%
2013	\$1,004,824.00	\$135,363.13	100.0%	91.1%	9.9%	100.0%	0.0%	100.0%	0.0%
2014	\$1,047,817.00	\$116,565.22	100.0%	91.0%	9.9%	100.0%	0.0%	100.0%	0.0%
2015	\$943,029.00	\$62,378.56	100.0%	90.6%	9.9%	100.0%	0.0%	100.0%	0.0%
2016	\$985,625.00	\$29,741.66	88.5%	78.5%	10.0%	88.2%	0.0%	88.2%	11.7%
2017	\$957,486.00	\$102,459.28	100.0%	88.4%	10.0%	97.4%	0.0%	97.4%	2.5%
2018	\$1,344,897.00	\$392,355.91	90.9%	27.0%	10.0%	34.8%	0.0%	34.8%	65.1%
2019	\$1,241,535.00	\$230,230.84	63.6%	22.6%	9.8%	30.9%	0.0%	30.9%	69.0%
2020	\$1,319,186.00	\$33,317.46	12.2%	2.4%	9.1%	11.3%	0.0%	11.3%	88.6%
2021	\$1,338,986.00	\$79,086.58	14.9%	5.5%	2.8%	8.2%	0.0%	8.2%	91.7%
2022	\$1,501,387.00	\$253,170.88	6.3%	6.2%	0.0%	6.2%	0.0%	6.2%	93.7%
Total	\$45,844,440.00	\$4,614,769.07	90.3%	78.7%	9.2%	87.2%	0.0%	87.2%	12.7%

CAPER FY 2021-22

362



Housing Opportunities for Persons With AIDS (HOPWA) Program

Consolidated Annual Performance and Evaluation Report (CAPER) Measuring Performance Outcomes

City of New Haven HOPWA – CAPER FINAL

OMB Number 2506-0133 (Expiration Date: 11/30/2023)

The CAPER report for HOPWA formula grantees provides annual information on program accomplishments that supports program evaluation and the ability to measure program beneficiary outcomes as related to: maintain housing stability; prevent homelessness; and improve access to care and support. This information is also covered under the Consolidated Plan Management Process (CPMP) report and includes Narrative Responses and Performance Charts required under the Consolidated Planning regulations. Reporting is required for all HOPWA formula grantees. The public reporting burden for the collection of information is estimated to average 41 hours per manual response, or less if an automated data collection and retrieval system is in use, along with 60 hours for record keeping, including the time for reviewing instructions, searching existing data sources, gathering and maintaining the data needed, and completing and reviewing the collection of information. HUD's requirements for reports submitted by HOPWA formula grantees are supported by 42 U.S.C. § 12911 and HUD's regulations at 24 CFR § 574.520(a). Grantees are required to report on the activities undertaken only, thus there may be components of these reporting requirements that may not be applicable. This agency may not conduct or sponsor, and a person is not required to respond to a collection of information unless that collection displays a valid OMB control number. While confidentiality is not assured, HUD generally only releases this information as required or permitted by law.

Overview. The Consolidated Annual Performance and Evaluation Report (CAPER) provides annual performance reporting on client outputs and outcomes that enables an assessment of grantee performance in achieving the housing stability outcome measure. The CAPER fulfills statutory and regulatory program reporting requirements and provides the grantee and HUD with the necessary information to assess the overall program performance and accomplishments against planned goals and objectives.

HOPWA formula grantees are required to submit a CAPER demonstrating coordination with other Consolidated Plan resources. HUD uses the CAPER data to obtain essential information on grant activities, project sponsors, housing sites, units and households, and beneficiaries (which includes racial and ethnic data on program participants). The Consolidated Plan Management Process tool (CPMP) provides an optional tool to integrate the reporting of HOPWA specific activities with other planning and reporting on Consolidated Plan activities.

Table of Contents

PART 1: Grantee Executive Summary

1. Grantee Information
2. Project Sponsor Information
5. Grantee Narrative and Performance Assessment
 - a. Grantee and Community Overview
 - b. Annual Performance under the Action Plan
 - c. Barriers or Trends Overview

PART 2: Sources of Leveraging and Program Income

1. Sources of Leveraging
2. Program Income and Resident Rent Payments

PART 3: Accomplishment Data: Planned Goals and Actual Outputs

PART 4: Summary of Performance Outcomes

1. Housing Stability: Permanent Housing and Related Facilities
2. Prevention of Homelessness: Short-Term Housing Payments
3. Access to Care and Support: Housing Subsidy Assistance with Supportive Services

PART 5: Worksheet - Determining Housing Stability Outcomes

PART 6: Annual Report of Continued Use for HOPWA Facility-Based Stewardship Units (Only)

PART 7: Summary Overview of Grant Activities

- A. Information on Individuals, Beneficiaries and Households Receiving HOPWA Housing Subsidy Assistance (TBRA, STRMU, PHP, Facility Based Units, Master Leased Units ONLY)
- B. Facility-Based Housing Assistance

Continued Use Periods. Grantees that used HOPWA funding for new construction, acquisition, or substantial rehabilitation of a building or structure are required to operate the building or structure for HOPWA-eligible beneficiaries for a ten (10) years period. If no further HOPWA funds are used to support the facility, in place of completing Section 7B of the CAPER, the grantee must submit an Annual Report of Continued Project Operation throughout the required use periods. This report is included in Part 6 in CAPER. The required use period is three (3) years if the rehabilitation is non-substantial.

Record Keeping. Names and other individual information must be kept confidential, as required by 24 CFR 574.440. However, HUD reserves the right to review the information used to complete this report for grants management oversight purposes, except for recording any names and other identifying information. **In the case that HUD must review client-level data, no client names or identifying information will be retained or recorded. Information is reported in aggregate to HUD without personal identification. Do not submit client or personal information in data systems to HUD.**

In connection with the development of the Department’s standards for Homeless Management Information Systems (HMIS), universal data elements are being collected for clients of HOPWA-funded homeless assistance projects. These project sponsor records would include: Name, Social Security Number, Date of Birth, Ethnicity and Race, Gender, Veteran Status, Disabling Conditions, Residence Prior to Program Entry, Zip Code of Last Permanent Address, Housing Status, Program Entry

Date, Program Exit Date, Personal Identification Number, and Household Identification Number. These are intended to match the elements under HMIS. The HOPWA program-level data elements include: Income and Sources, Non-Cash Benefits, HIV/AIDS Status, Services Provided, Housing Status or Destination at the end of the operating year, Physical Disability, Developmental Disability, Chronic Health Condition, Mental Health, Substance Abuse, Domestic Violence, Medical Assistance, and T-cell Count. Other HOPWA projects sponsors may also benefit from collecting these data elements. HMIS local data systems must maintain client confidentiality by using a closed system in which medical information and HIV status are only shared with providers that have a direct involvement in the client’s case management, treatment and care, in line with the signed release of information from the client.

Operating Year. HOPWA formula grants are annually awarded for a three-year period of performance with three operating years. The information contained in this CAPER must represent a one-year period of HOPWA program operation that coincides with the grantee’s program year; this is the operating year. More than one HOPWA formula grant awarded to the same grantee may be used during an operating year and the CAPER must capture all formula grant funding used during the operating year. Project sponsor accomplishment information must also coincide with the operating year this CAPER covers. Any change to the period of performance requires the approval of HUD by amendment, such as an extension for an additional operating year.

Final Assembly of Report. After the entire report is assembled, number each page sequentially.

Filing Requirements. Within 90 days of the completion of each program year, grantees must submit their completed CAPER to the CPD Director in the grantee’s State or Local HUD Field Office, and to the HOPWA Program Office: at HOPWA@hud.gov. Electronic submission to HOPWA Program office is preferred; however, if electronic submission is not possible, hard copies can be mailed to: Office of HIV/AIDS Housing, Room 7248, U.S. Department of Housing and Urban Development, 451 Seventh Street, SW, Washington, D.C., 20410.

Definitions

Adjustment for Duplication: Enables the calculation of unduplicated output totals by accounting for the total number of households or units that received more than one type of HOPWA assistance in a given service category such as HOPWA Subsidy Assistance or Supportive Services. For example, if a client household received both TBRA and STRMU during the operating year, report that household in the category of HOPWA Housing Subsidy Assistance in Part 3, Chart 1, Column [1b] in the following manner:

HOPWA Housing Subsidy Assistance		[1] Outputs: Number of Households
1.	Tenant-Based Rental Assistance	121
2a.	Permanent Housing Facilities: Received Operating Subsidies/Leased units	0
2b.	Transitional/Short-term Facilities: Received Operating Subsidies	0
3a.	Permanent Housing Facilities: Capital Development Projects placed in service during the operating year	0
3b.	Transitional/Short-term Facilities: Capital Development Projects placed in service during the operating year	0
4.	Short-term Rent, Mortgage, and Utility Assistance	21
5.	Adjustment for duplication (subtract)	0
6.	TOTAL Housing Subsidy Assistance (Sum of Rows 1-4 minus Row 5)	142

Administrative Costs: Costs for general management, oversight, coordination, evaluation, and reporting. By statute, grantee administrative costs are limited to 3% of total grant award, to be expended over the life of the grant. Project sponsor administrative costs are limited to 7% of the portion of the grant amount they receive.

Beneficiary(ies): All members of a household who received HOPWA assistance during the operating year including the one individual who qualified the household for HOPWA assistance as well as any other members of the household (with or without HIV) who benefitted from the assistance.

Chronically Homeless Person: An individual or family who : (i) is homeless and lives or resides individual or family who: (i) Is homeless and lives or resides in a place not meant for human habitation, a safe haven, or in an emergency shelter; (ii) has been homeless and living or residing in a place not meant for human habitation, a safe haven, or in an emergency shelter continuously for at least 1 year or on at least 4 separate occasions in the last 3 years; and (iii) has an adult head of household (or a minor head of household if no adult is present in the household) with a diagnosable substance use disorder, serious mental illness, developmental disability (as defined in section 102 of the Developmental Disabilities Assistance and Bill of Rights Act of 2000 (42 U.S.C. 15002)), post traumatic stress disorder, cognitive impairments resulting from a brain injury, or chronic physical illness or disability, including the co-occurrence of 2 or more of those conditions. Additionally, the statutory definition includes as chronically homeless a person who currently lives or resides in an institutional care facility, including a jail, substance abuse or mental health treatment facility, hospital or other similar facility, and has resided there for fewer than 90 days if such person met the other criteria for homeless prior to entering that facility. (See 42 U.S.C. 11360(2)) This does not include doubled-up or overcrowding situations.

Disabling Condition: Evidencing a diagnosable substance use disorder, serious mental illness, developmental disability, chronic physical illness, or disability, including the co-occurrence of two or more of these conditions. In addition, a disabling condition may limit an individual's ability to work or perform one or more activities of daily living. An HIV/AIDS diagnosis is considered a disabling condition.

Facility-Based Housing Assistance: All eligible HOPWA Housing expenditures for or associated with supporting facilities including community residences, SRO dwellings, short-term facilities, project-based rental units, master leased units, and other housing facilities approved by HUD.

Faith-Based Organization: Religious organizations of three types: (1) congregations; (2) national networks, which include national denominations, their social service arms (for example, Catholic Charities, Lutheran Social Services), and networks of related organizations (such as YMCA and YWCA); and (3) freestanding religious organizations, which are incorporated separately from congregations and national networks.

Grassroots Organization: An organization headquartered in the local community where it provides services; has a social services budget of \$300,000 or less annually, and six or fewer full-time equivalent employees. Local affiliates of national organizations are not considered "grassroots."

HOPWA Eligible Individual: The one (1) low-income person with HIV/AIDS who qualifies a household for HOPWA assistance. This person may be considered "Head of Household." When the CAPER asks for information on eligible individuals, report on this individual person only. Where there is more than one person with HIV/AIDS in the household, the additional PWH/A(s), would be considered a beneficiary(s).

HOPWA Housing Information Services: Services dedicated to helping persons living with HIV/AIDS and their families to identify, locate, and acquire housing. This may also include fair housing counseling for eligible persons who may encounter discrimination based on race, color, religion, sex, age, national origin, familial status, or handicap/disability.

HOPWA Housing Subsidy Assistance Total: The unduplicated number of households receiving housing subsidies (TBRA, STRMU, Permanent

Housing Placement services and Master Leasing) and/or residing in units of facilities dedicated to persons living with HIV/AIDS and their families and supported with HOPWA funds during the operating year.

Household: A single individual or a family composed of two or more persons for which household incomes are used to determine eligibility and for calculation of the resident rent payment. The term is used for collecting data on changes in income, changes in access to services, receipt of housing information services, and outcomes on achieving housing stability. Live-In Aides (see definition for Live-In Aide) and non-beneficiaries (e.g. a shared housing arrangement with a roommate) who resided in the unit are not reported on in the CAPER.

Housing Stability: The degree to which the HOPWA project assisted beneficiaries to remain in stable housing during the operating year. See *Part 5: Determining Housing Stability Outcomes* for definitions of stable and unstable housing situations.

In-kind Leveraged Resources: These are additional types of support provided to assist HOPWA beneficiaries such as volunteer services, materials, use of equipment and building space. The actual value of the support can be the contribution of professional services, based on customary rates for this specialized support, or actual costs contributed from other leveraged resources. In determining a rate for the contribution of volunteer time and services, use the criteria described in 2 CFR 200. The value of any donated material, equipment, building, or lease should be based on the fair market value at time of donation. Related documentation can be from recent bills of sales, advertised prices, appraisals, or other information for comparable property similarly situated.

Leveraged Funds: The amount of funds expended during the operating year from non-HOPWA federal, state, local, and private sources by grantees or sponsors in dedicating assistance to this client population. Leveraged funds or other assistance are used directly in or in support of HOPWA program delivery.

Live-In Aide: A person who resides with the HOPWA Eligible Individual and who meets the following criteria: (1) is essential to the care and well-being of the person; (2) is not obligated for the support of the person; and (3) would not be living in the unit except to provide the necessary supportive services. See *24 CFR 5.403 and the HOPWA Grantee Oversight Resource Guide* for additional reference.

Master Leasing: Applies to a nonprofit or public agency that leases units of housing (scattered-sites or entire buildings) from a landlord, and subleases the units to homeless or low-income tenants. By assuming the tenancy burden, the agency facilitates housing of clients who may not be able to maintain a lease on their own due to poor credit, evictions, or lack of sufficient income.

Operating Costs: Applies to facility-based housing only, for facilities that are currently open. Operating costs can include day-to-day housing function and operation costs like utilities, maintenance, equipment, insurance, security, furnishings, supplies and salary for staff costs directly related to the housing project but not staff costs for delivering services.

Outcome: The degree to which the HOPWA assisted household has been enabled to establish or maintain a stable living environment in housing that is safe, decent, and sanitary, (per the regulations at 24 CFR 574.310(b)) and to reduce the risks of homelessness, and improve access to HIV treatment and other health care and support.

Output: The number of units of housing or households that receive HOPWA assistance during the operating year.

Permanent Housing Placement: A supportive housing service that helps establish the household in the housing unit, including but not limited to reasonable costs for security deposits not to exceed two months of rent costs.

Program Income: Gross income directly generated from the use of HOPWA funds, including repayments. See grant administration

requirements on program income at 2 CFR 200.307.

Project-Based Rental Assistance (PBRA): A rental subsidy program that is tied to specific facilities or units owned or controlled by a project sponsor. Assistance is tied directly to the properties and is not portable or transferable.

Project Sponsor Organizations: Per HOPWA regulations at 24 CFR 574.3, any nonprofit organization or governmental housing agency that receives funds under a contract with the grantee to provide eligible housing and other support services or administrative services as defined in 24 CFR 574.300. Project Sponsor organizations are required to provide performance data on households served and funds expended.

SAM: All organizations applying for a Federal award must have a valid registration active at sam.gov. SAM (System for Award Management) registration includes maintaining current information and providing a valid DUNS number.

Short-Term Rent, Mortgage, and Utility (STRMU) Assistance: A time-limited, housing subsidy assistance designed to prevent homelessness and increase housing stability. Grantees may provide assistance for up to 21 weeks in any 52-week period. The amount of assistance varies per client depending on funds available, tenant need and program guidelines.

Stewardship Units: Units developed with HOPWA, where HOPWA funds were used for acquisition, new construction and rehabilitation that no longer receive operating subsidies from HOPWA. Report information for the units is subject to the three-year use agreement if rehabilitation is non-substantial and to the ten-year use agreement if rehabilitation is substantial.

Tenant-Based Rental Assistance (TBRA): TBRA is a rental subsidy program similar to the Housing Choice Voucher program that grantees can provide to help low-income households access affordable housing. The TBRA voucher is not tied to a specific unit, so tenants may move to a different unit without losing their assistance, subject to individual program rules. The subsidy amount is determined in part based on household income and rental costs associated with the tenant's lease.

Transgender: Transgender is defined as a person who identifies with, or presents as, a gender that is different from the person's gender assigned at birth.

Veteran: A veteran is someone who has served on active duty in the Armed Forces of the United States. This does not include inactive military reserves or the National Guard unless the person was called up to active duty.

Housing Opportunities for Person With AIDS (HOPWA) Consolidated Annual Performance and Evaluation Report (CAPER) Measuring Performance Outputs and Outcomes

OMB Number 2506-0133 (Expiration Date: 11/30/2023)

Part 1: Grantee Executive Summary

As applicable, complete the charts below to provide more detailed information about the agencies and organizations responsible for the administration and implementation of the HOPWA program. Chart 1 requests general Grantee Information and Chart 2 is to be completed for each organization selected or designated as a project sponsor, as defined by 24 CFR 574.3.

Note: If any information does not apply to your organization, please enter N/A. Do not leave any section blank.

1. Grantee Information

HUD Grant Number H14-CT-F002	Operating Year for this report From (mm/dd/yy) July 1, 2021 To (mm/dd/yy) 6/30/22			
Grantee Name City of New Haven				
Business Address	165 Church St.			
City, County, State, Zip	New Haven	New Haven	CT	06510
Employer Identification Number (EIN) or Tax Identification Number (TIN)	06-6001876			
DUN & Bradstreet Number (DUNs):	07-5396759	System for Award Management (SAM):: Is the grantee's SAM status currently active? <input checked="" type="checkbox"/> Yes <input type="checkbox"/> No If yes, provide SAM Number:		
Congressional District of Grantee's Business Address	3 rd			
*Congressional District of Primary Service Area(s)	3 rd			
*City(ies) and County(ies) of Primary Service Area(s)	Cities: all county wide cities reported		Counties: New Haven	
Organization's Website Address www.cityofnewhaven.com	Is there a waiting list(s) for HOPWA Housing Subsidy Assistance Services in the Grantee Service Area? <input checked="" type="checkbox"/> Yes <input type="checkbox"/> No If yes, explain in the narrative section what services maintain a waiting list and how this list is administered.			

* Service delivery area information only needed for program activities being directly carried out by the grantee.

2. Project Sponsor Information

Please complete Chart 2 for each organization designated or selected to serve as a project sponsor, as defined by 24 CFR 574.3. Use this section to report on organizations involved in the direct delivery of services for client households.

Note: If any information does not apply to your organization, please enter N/A.

Project Sponsor Agency Name Columbus House, Inc.		Parent Company Name, if applicable	
Name and Title of Contact at Project Sponsor Agency	Margaret Middleton		
Email Address	mmiddleton@columbushouse.org		
Business Address	586 Ella Grasso Boulevard		
City, County, State, Zip,	New Haven, New Haven County, CT 06519		
Phone Number (with area code)	203-401-4400		
Employer Identification Number (EIN) or Tax Identification Number (TIN)	22-2511873	Fax Number (with area code) 203-773-1430	
DUN & Bradstreet Number (DUNs):	131764912		
Congressional District of Project Sponsor's Business Address	3 rd		
Congressional District(s) of Primary Service Area(s)	3 rd		
City(ies) and County(ies) of Primary Service Area(s)	Cities: New Haven, West Haven, East Haven, Hamden	Counties: New Haven	
Total HOPWA contract amount for this Organization for the operating year	\$108,107.00		
Organization's Website Address	www.columbushouse.org		
Is the sponsor a nonprofit organization? <input checked="" type="checkbox"/> Yes <input type="checkbox"/> No <i>Please check if yes and a faith-based organization.</i> <input type="checkbox"/> <i>Please check if yes and a grassroots organization.</i> <input type="checkbox"/>		Does your organization maintain a waiting list? <input checked="" type="checkbox"/> Yes <input type="checkbox"/> No If yes, explain in the narrative section how this list is administered.	

Project Sponsor Agency Name Independence Northwest, Inc.		Parent Company Name, if applicable		
Name and Title of Contact at Project Sponsor Agency		Eileen M. Healy, Executive Director		
Email Address		Eileen.healy@indnw.org		
Business Address		1183 New Haven Road, Suite 200		
City, County, State, Zip,		Naugatuck, CT 06770		
Phone Number (with area code)		203	729	3299
Employer Identification Number (EIN) or Tax Identification Number (TIN)		06-1246618		Fax Number (with area code) 203-729-2839
DUN & Bradstreet Number (DUNS):		624515516		
Congressional District of Project Sponsor's Business Address		3		
Congressional District(s) of Primary Service Area(s)		3 & 5		
City(ies) and County(ies) of Primary Service Area(s)		Cities: Greater Waterbury		Counties: New Haven
Total HOPWA contract amount for this Organization for the operating year		201,195		
Organization's Website Address		www.independencenorthwest.org		
Is the sponsor a nonprofit organization? <input checked="" type="checkbox"/> Yes <input type="checkbox"/> No <i>Please check if yes and a faith-based organization.</i> <input type="checkbox"/> <i>Please check if yes and a grassroots organization.</i> <input checked="" type="checkbox"/>		Does your organization maintain a waiting list? <input checked="" type="checkbox"/> Yes <input type="checkbox"/> No If yes, explain in the narrative section how this list is administered.		

Project Sponsor Agency Name Leeway, Inc.		Parent Company Name, if applicable	
Name and Title of Contact at Project Sponsor Agency		Jay Katz, Executive Director	
Email Address		jkatz@leeway.net	
Business Address		40 Albert Street	
City, County, State, Zip,		New Haven, New Haven, CT 06511	
Phone Number (with area code)		203-865-0068	
Employer Identification Number (EIN) or Tax Identification Number (TIN)		22-3065847	Fax Number (with area code) 203-401-4541
DUN & Bradstreet Number (DUNS):		8-3599-3353	
Congressional District of Project Sponsor's Business Address		40 Albert Street New Haven , CT 06511	
Congressional District(s) of Primary Service Area(s)		3rd Congressional District	
City(ies) and County(ies) of Primary Service Area(s)		Cities: New Haven, Hamden, West Haven, East Haven, North Haven	Counties: New Haven
Total HOPWA contract amount for this Organization for the operating year		\$62,805.41	
Organization's Website Address		www.leeway.net	
Is the sponsor a nonprofit organization? <input checked="" type="checkbox"/> Yes <input type="checkbox"/> No <i>Please check if yes and a faith-based organization.</i> <input type="checkbox"/> <i>Please check if yes and a grassroots organization.</i> <input type="checkbox"/>		Does your organization maintain a waiting list? <input checked="" type="checkbox"/> Yes <input type="checkbox"/> No If yes, explain in the narrative section how this list is administered.	

Project Sponsor Agency Name Liberty Community Services, Inc		Parent Company Name, if applicable	
Name and Title of Contact at Project Sponsor Agency	Jim Pettinelli – Executive Director		
Email Address	Jim.pettinelli@libertycs.org		
Business Address	153 East St., Suite 100		
City, County, State, Zip,	New Haven, CT 06511		
Phone Number (with area code)	203 495-1749		
Employer Identification Number (EIN) or Tax Identification Number (TIN)	22-2849124	Fax Number (with area code) 203-495-7603	
DUN & Bradstreet Number (DUNS):	789-707692		
Congressional District of Project Sponsor's Business Address	5th		
Congressional District(s) of Primary Service Area(s)	5th		
City(ies) and County(ies) of Primary Service Area(s)	Cities: New Haven	Counties: New Haven	
Total HOPWA contract amount for this Organization for the operating year	\$340,821.00		
Organization's Website Address	www.libertycs.org		
Is the sponsor a nonprofit organization? <input type="checkbox"/> Yes <input checked="" type="checkbox"/> No <i>Please check if yes and a faith-based organization.</i> <input type="checkbox"/> <i>Please check if yes and a grassroots organization.</i> <input type="checkbox"/>		Does your organization maintain a waiting list? <input checked="" type="checkbox"/> Yes <input type="checkbox"/> No If yes, explain in the narrative section how this list is administered.	

Project Sponsor Agency Name New Reach, Inc.		Parent Company Name, if applicable	
Name and Title of Contact at Project Sponsor Agency		Kellyann Day, Chief Executive Officer	
Email Address		kday@newreach.org	
Business Address		269 Peck Street	
City, County, State, Zip,		New Haven, CT 06513	
Phone Number (with area code)		203.492.4866	
Employer Identification Number (EIN) or Tax Identification Number (TIN)		22-3037451	Fax Number (with area code) 203.492.4873
DUN & Bradstreet Number (DUNs):		884451345	
Congressional District of Project Sponsor's Business Address		CT-003	
Congressional District(s) of Primary Service Area(s)		CT-003	
City(ies) and County(ies) of Primary Service Area(s)		Cities: New Haven	Counties: New Haven
Total HOPWA contract amount for this Organization for the operating year		\$331,953.26	
Organization's Website Address		www.newreach.org	
Is the sponsor a nonprofit organization? <input checked="" type="checkbox"/> Yes <input type="checkbox"/> No <i>Please check if yes and a faith-based organization.</i> <input type="checkbox"/> <i>Please check if yes and a grassroots organization.</i> <input type="checkbox"/>		Does your organization maintain a waiting list? <input checked="" type="checkbox"/> Yes <input type="checkbox"/> No If yes, explain in the narrative section how this list is administered.	

Project Sponsor Agency Name StayWell Health Center		Parent Company Name, if applicable N/A			
Name and Title of Contact at Project Sponsor Agency		Nitza Agosto			
Email Address		nagosto@staywellhealth.org			
Business Address		80 Phoenix Avenue			
City, County, State, Zip,		Waterbury Connecticut 06702			
Phone Number (with area code)		203	756	8021	Ext 3014
Employer Identification Number (EIN) or Tax Identification Number (TIN)		22-316-0873		Fax Number (with area code) 203-574-4978	
DUN & Bradstreet Number (DUNs):		18-205-3801			
Congressional District of Project Sponsor's Business Address					
Congressional District(s) of Primary Service Area(s)		5th			
City(ies) and County(ies) of Primary Service Area(s)		Cities: Waterbury , New Haven		Counties: New Haven	
Total HOPWA contract amount for this Organization for the operating year		\$99,655.00			
Organization's Website Address		www.staywellhealth.org			
Is the sponsor a nonprofit organization? <input checked="" type="checkbox"/> Yes <input type="checkbox"/> No <i>Please check if yes and a faith-based organization.</i> <input type="checkbox"/> <i>Please check if yes and a grassroots organization.</i> <input type="checkbox"/>			Does your organization maintain a waiting list? <input checked="" type="checkbox"/> Yes <input type="checkbox"/> No If yes, explain in the narrative section how this list is administered.		

5. Grantee Narrative and Performance Assessment

a. Grantee and Community Overview

Provide a one to three page narrative summarizing major achievements and highlights that were proposed and completed during the program year. Include a brief description of the grant organization, area of service, the name(s) of the program contact(s), and an overview of the range/type of housing activities provided. This overview may be used for public information, including posting on HUD's website. *Note: Text fields are expandable.*

HOPWA is designated by HUD to be a regional grant. Since the HOPWA grant is regional, all applicants have to be located within the New Haven Eligible Metropolitan Statistical Area (EMSA). The New Haven EMSA includes the following cities:

Ansonia, Beacon Falls, Bethany, Branford, Cheshire, Derby, East Haven, Guilford, Hamden, Madison, Meriden, Middlebury, Milford, Naugatuck Valley, New Haven, North Branford, North Haven, Orange, Oxford, Prospect, Seymour, Southbury, Wallingford, Waterbury, West Haven, Wolcott, and Woodbridge.

In 2020, the City of New Haven had a population of 130,381, with the media age of 30.7, median household income of \$44,507 and a poverty rate of 25.2%. The five largest ethnic groups in New Haven, CT are Black or African American (Non-Hispanic) (31.8%), White (Non-Hispanic) (29.1%), White (Hispanic) (14.6%), Other (Hispanic) (11.2%), and Asian (Non-Hispanic) (5.15%). The median property value in New Haven, CT was \$205,100 in 2020, which is 0.893 times smaller than the national average of \$229,800. Between 2019 and 2020 the median property value increased from \$199,000 to \$205,100, a 3.07% increase. The homeownership rate in New Haven, CT is 28%, which is lower than the national average of 64.4%.

25.2% of the population for whom poverty status is determined in New Haven, CT (30,700 out of 122,000 people) live below the poverty line, a number that is higher than the national average of 12.8%. The largest demographic living in poverty are Females 25 - 34, followed by Females 18 - 24 and then Males 18 - 24. Between 2000 and 2017, the share of Greater New Haven's population living in low-income households increased from 22 percent to 26 percent, similar to the statewide increase from 19 percent to 23 percent. The low-income rate in New Haven is substantially higher than the region overall, approaching 50 percent in 2017

Inequality marks homeownership in Greater New Haven, and housing costs are unsustainable for many, with more than a third of households spending more than 30 percent of their income on housing. In 2017, Greater New Haven's median housing value was \$279,333, slightly above the statewide median of \$270,100. Within Greater New Haven and a few surrounding towns, white homeowners have median home values that are similar to the regional median, while Black and Latino homeowners' median values are only about \$189,000.¹⁰⁷ The substantial differences in housing values between towns in the region mean that many prospective homeowners are limited to more affordable communities, potentially contributing to the region's neighborhood income inequality.

Overall, Greater New Haven is healthy by national and state standards. However, 76 percent of adults earning \$200,000 or more per year report being in good health, compared to just 42 percent of adults who earn less than \$30,000 per year. Health insurance coverage rates in Greater New Haven are high, though still substantially lower among Latinos and young adults than among other population groups. However, coverage does not guarantee timely and high-quality medical care. In 2018, 9 percent of adults in Greater New Haven reported not receiving the medical care they needed, and 22 percent reported putting off or postponing potentially necessary medical care.

The 2018 DataHaven Community Wellbeing Survey, compared renters at the same income level who recently moved, against adults who were recently evicted and those evicted are significantly less likely to report being in “very good” health and more likely to say they did not get the health care they needed in the past year. Only 34% of adults who were recently evicted report being in very good health, compared to 54% of all renters who recently moved and 59% of all Connecticut adults. And 25% of adults who were recently evicted did not get the health care they needed last year, compared to 13% of all renters who recently moved. 8% of adults say they didn’t have enough money to provide adequate shelter or housing for themselves or their family in the past year. This varies by race/ethnicity (6% of white adults, 13% of Latino and African-American adults), income (17% of low-income, 4% of high-income adults), and presence of children (10% of households with children, 7% of those without).

In 2020 174 new cases of HIV were diagnosed in Connecticut residents (4.8 per 100,000). Of newly diagnosed cases, 42 (24%) were diagnosed with AIDS within 3 months of HIV diagnosis. 10,666 people were living with HIV disease in Connecticut (295.8 per 100,000). Between 2016-2020 373 people in New Haven county were diagnosed with HIV. Of the 373, 283 were male and 90 were female. 174 were Black/African American, 95 Hispanic/Latino, 93 White and 11 Other Races. 23 were under the age of 20, 132 were between 20-29, 83 were between 30-39, 63 were between 40-49, 46 were between 50-59 and 26 were 60+.

City of New Haven staff actively participates in the local Continuum of Care, Greater New Haven Opening, CAN (Coordinated Access Network) Meetings both for New Haven and Litchfield/Waterbury counties, Connecticut HIV Planning Consortium (CHPC), and the Connecticut Coalition to End Homelessness. All HOPWA funded agencies are required to submit documentation of participation in the agency’s local CoC as part of the competitive application process.

Funds for the HOPWA program in New Haven are designed for non-profit organizations that demonstrate the capacity to provide adequate and efficient housing and comprehensive supportive services for low-income persons infected with HIV/AIDS and their families. Subgrantees offer scattered site TBRA, STRMU, PHP and an array of supportive services. Supportive services provided through the HOPWA program include case management, substance use counseling and treatment, nutritional services, intensive care when required, and assistance in gaining access to local, State, and Federal government services and benefits.

During fiscal year 2021-2022, \$1,108,944.24 in HOPWA & HOPWA-CV funds were expended.

HOPWA is designated by HUD to be a regional grant. Since the HOPWA grant is regional, all applicants have to be located within the New Haven Eligible Metropolitan Statistical Area (EMSA). The New Haven EMSA includes the following cities:

Ansonia, Beacon Falls, Bethany, Branford, Cheshire, Derby, East Haven, Guilford, Hamden, Madison, Meriden, Middlebury, Milford, Naugatuck Valley, New Haven, North Branford, North Haven, Orange, Oxford, Prospect, Seymour, Southbury, Wallingford, Waterbury, West Haven, Wolcott, and Woodbridge.

The City of New Haven in 2018 had a population of 131,000 people with a median age of 30.6 and median household income of \$41,142. The 5 largest ethnic groups are Black or African American (Non-Hispanic) 31.5%, White (Non-Hispanic) 30.5%, White (Hispanic) 13.7%, Other (Hispanic) 13.2% and Asian (Non-Hispanic) 4.66%. The median property value in New Haven in 2018 was \$196,600 (versus

the national average of \$299,700) and homeownership rate was 27.6% (versus national average of 63.9%).

25.9% of the population for whom poverty status is determined in New Haven (31,500 out of 122,000 people) live below the poverty line, a number that is higher than the national average of 13.1%. The largest demographic living in poverty are Females 25 - 34, followed by Females 18 - 24 and then Males 18 - 24. The most common racial or ethnic group living below the poverty line in New Haven, CT is White (11,835), followed by Black (11,613) and Hispanic (11,263).

New Haven county in 2018 had a population of 858,000 people with the median age of 40.5 and median household income of \$67,845. The 5 largest ethnic groups in New Haven County, CT are White (Non-Hispanic) (62.1%), Black or African American (Non-Hispanic) (12.8%), White (Hispanic) (10.8%), Other (Hispanic) (5.38%), and Asian (Non-Hispanic) (4.07%). The median property value was \$251,100 and the homeownership rate was 60.9%.

11.9% of the population for whom poverty status is determined in New Haven County, CT (98,9000 out of 833,000 people) live below the poverty line, a number that is lower than the national average of 13.1%. The largest demographic living in poverty are Females 25 - 34, followed by Females 18 - 24 and then Females 45 - 54. The most common racial or ethnic group living below the poverty line in New Haven County, CT is White (55,611), followed by Hispanic (33,745) and Black (23,504).

The average unemployment rate in Black communities in Greater New Haven was nearly double (12%) the rate than the white communities (7%). In 2016, the highest-earning 5 percent of households in Greater New Haven earned about \$237,500 per year—over 10 times more than the roughly \$23,000 per year earned by the poorest 20 percent of households. Between 2000 and 2017, the share of Greater New Haven's population living in low-income households increased from 22 percent to 26 percent, similar to the statewide increase from 19 percent to 23 percent. In 2017, nearly two out of three children ages 0 to 17 in New Haven lived in low-income households, meaning in the city alone, almost 18,000 youth faced severe economic hardship.

Homeownership rates also vary widely by race in Greater New Haven. In 2017, 72 percent of white households owned their housing, compared to 35 percent of Black households and 31 percent of Latino households. The substantial differences in housing values between towns in the region mean that many prospective homeowners are limited to more affordable communities, potentially contributing to the region's neighborhood income inequality.

Housing affordability is a serious issue in Greater New Haven. The 2018 DataHaven Community Wellbeing Survey found that 9 percent of adults in Greater New Haven did not have enough money for housing or shelter at some point in the preceding year.¹¹⁵ But two of every five Greater New Haven households are either housing cost-burdened (21 percent)—meaning that they spend more than the recommended 30 percent of income on housing¹¹⁶—or severely cost-burdened (20 percent), meaning more than 50 percent of their income goes toward housing.

In the state of Connecticut, 31% of renter households are extremely low income. There is a 86,717 shortage of available and affordable rental homes for extremely low income renters. A household would need to have an annual income of \$54,956 in order to afford a two-bedroom rental home at HUD's FMR.

In 2019, 1,326 people were living with HIV Infection in New Haven, with 855 Males and 471 Females living with HIV. The breakdown of race/ethnicity of those living with HIV is as follows – 679 Black/African American, 391 Hispanic/ Latino, 216 White and 40 Other Races. The age group with the largest number people living with HIV was 50-59 and 60+. In 2019, 220 new HIV infections were reported. New Haven and New Haven County has extensive health care systems including: Waterbury Hospital, Yale New Haven Hospital, Nathan Smith Clinic, Hill Health Center, Saint Mary’s Hospital and Connecticut Counseling Centers. New Haven also has a Community Health Van (CHCV) operated by the Yale School of Medicine, which brings direct care services to patients in low-income areas of New Haven. The CHCV offers services for HIV/AIDs, substance use, mental health services and other acute care needs. Staff from the CHCV work to link patients to services related to housing and supportive services.

City of New Haven staff actively participates in the local Continuum of Care, Greater New Haven Opening, CAN (Coordinated Access Network) Meetings both for New Haven and Litchfield/Waterbury counties, Connecticut HIV Planning Consortium (CHPC), and the Connecticut Coalition to End Homelessness. All HOPWA funded agencies are required to submit documentation of participation in the agency’s local CoC as part of the competitive application process.

Funds for the HOPWA program in New Haven are designed for non-profit organizations that demonstrate the capacity to provide adequate and efficient housing and comprehensive supportive services for low-income persons infected with HIV/AIDS and their families. Subgrantees offer scattered site TBRA, STRMU, PHP and an array of supportive services. Supportive services provided through the HOPWA program include case management, substance use counseling and treatment, nutritional services, intensive care when required, and assistance in gaining access to local, State, and Federal government services and benefits.

During fiscal year 2021-2022, \$1,108,944.24 in HOPWA & HOPWA-CV funds were expended.

Project Sponsor	Awarded (including carryover)	Expended
Columbus House*	\$192,725	\$107,447.54
Independence Northwest	\$201,195	\$153,158
Leeway	\$62,805.41	\$62,743.99
Liberty Community Services*	\$409,587.00	\$342,300.92
New Reach	\$331,953.26	\$331,785.24
Staywell	\$99,655	\$77,513.55

**includes HOPWA-CV funds*

The City of New Haven has expended \$33,995 during the program year for HOPWA Program Administration.

The programs and projects funded over the program year were targeted to provide much needed housing and supportive services for persons living with HIV/AIDS and their families. During the 2021-22 program year, the following projects were funded:

Columbus House: Columbus House utilized HOPWA funding to provide rental assistance and supportive services through scattered site housing and supportive services to 12 clients. Columbus House was awarded \$92,073 in HOPWA-CV funds, expended \$9,249.35 but forfeited their remaining balance back to the City as they felt unable to continue the program. Columbus House served 9 clients and 2 of those clients were housed. 3 of those clients exited the program and 1 client passed away.

Columbus House had challenges with people being willing to accept the RRH program many clients only wanted vouchers and/or needed high level care that comes with PSH.

Independence Northwest: Independence Northwest utilized HOPWA funding to provide 25 clients with rental assistance.

Leeway: Leeway provided case management to a total of 33 Residential Care Housing Program clients.

Liberty Community Services: Liberty provided tenant based rental assistance to 35 clients. Liberty also received HOPWA-CV funds. With this funding Liberty provided STRMU assistance to 11 clients YTD. Six were able to secure housing with security deposits or rental arrearage.

New Reach: Provided rental assistance to 27 families, and permanent housing placement for 4 families.

Staywell: Provide rental assistance and case management to 12 clients.

New Haven's HOPWA Subgrantees are required to maintain waitlists on a first come-first serve basis.

Program Contact:

Allison Champlin, Financial & Program Analyst

Management and Budget

203-946-6034

achamplin@newhavenct.gov

b. Annual Performance under the Action Plan

Provide a narrative addressing each of the following four items:

1. Outputs Reported. Describe significant accomplishments or challenges in achieving the number of housing units supported and the number households assisted with HOPWA funds during this operating year compared to plans for this assistance, as approved in the Consolidated Plan/Action Plan. Describe how HOPWA funds were distributed during your operating year among different categories of housing and geographic areas to address needs throughout the grant service area, consistent with approved plans.

During FY 2021-2022, \$1,297,921 in HOPWA funds were awarded to 6 eligible agencies (including \$37,884.67 in carryover funding from previous years and HOPWA-CV funds - \$160,839). The majority of HOPWA funding is allocated toward direct housing financial assistance, which is provided in the form of Tenant Based Rental Assistance (TBRA), Short-term Rent, Mortgage and Utility Assistance (STRMU) and Permanent Housing Placement (PHP). Of the funds awarded to these agencies, roughly 73% of the overall funding was expended toward these direct housing services (\$952,173.88), with roughly 2.36% \$30,614.52 allocated towards sub-grantee Administrative Costs, and roughly 7.1% \$92,160.84 towards Supportive Services.

Case management, other Supportive Services and rental assistance costs are often leveraged from other funding sources as well as funds designated for HIV+ clients and/or other special populations that may also be applicable for some HOPWA clients. These leveraged sources include the State of Connecticut

Department of Housing, the State of Connecticut Department of Social Services, Ryan White, and Department of Mental Health and Addiction Services.

Every year, the City of New Haven monitors all HOPWA funded agencies. Typically, the monitoring includes the following: random review of 25% of total HOPWA clients, staff interviews and two client site visits (new clients each year if able). When the monitoring is complete, City staff review any findings, recommendations or acknowledgements with staff. This is compiled in a letter of which the agency is required in 30-days to respond to any findings, providing the City with corrective action plans. These corrective action plans are used the following year to ensure these items were addressed. If an agency has egregious findings, City staff will schedule a 6-month follow-up to re-review the original files and an additional two. Same protocol with monitoring outcome letter and corrective action plan. As a result of COVID-19, the City was unable to complete a HOPWA monitoring the fiscal year 2021-2022. The plan is to continue this process in the new fiscal year, dependent on the pandemic.

Expenditures for FY 2021-2022 by agency and type of activities are as follows:

HOPWA HOUSING	Columbus House	Independence Northwest	Leeway	Liberty	New Reach	Staywell	Total
TBRA	\$79,677.30	\$153,158	\$0	\$321,455.53	\$296,619.15	\$63,308	\$914,217.98
STRMU	\$0	\$0	\$0	\$20,845.39	\$0	\$0	\$20,845.39
PHP	\$3,650	\$0	\$0	\$0	\$13,460.51	\$0	\$17,110.51
Total	\$83,327.30	\$153,158	\$0	\$342,300.92	\$310,079.66	\$63,308	\$952,173.88
Total Served (unduplicated)	18	25	0	60	27	12	142
Supportive Services	\$17,692.79	\$0	\$62,743.99	\$0	\$0	\$11,724.06	\$92,160.84
Admin	\$6,427.45	\$0	\$0	\$0	\$21,705.58	\$2,481.49	\$30,614.52
Total Expenditures	\$107,447.54	\$153,158	\$62,743.99	\$342,300.92	\$331,785.24	\$77,513.55	\$1,108,948.73

**includes Leeway, which is the only agency that provides supportive services only.*

2. Outcomes Assessed. Assess your program's success in enabling HOPWA beneficiaries to establish and/or better maintain a stable living environment in housing that is safe, decent, and sanitary, and improve access to care. Compare current year results to baseline results for clients. Describe how program activities/projects contributed to meeting stated goals. If program did not achieve expected targets, please describe how your program plans to address challenges in program implementation and the steps currently being taken to achieve goals in next operating year. If your program exceeded program targets, please describe strategies the program utilized and how those contributed to program successes.

The New Haven EMSA set a goal of providing TBRA services to 114 households (individuals and families) during the program year and 121 households were served. The goal for supportive services only was 16 clients and 33 were served. The goal for STRMU was to serve 56, 21 were served. The goal for PHP was to serve 6 and 6 were served. Please note, this is in combination with HOPWA-CV funding that does not expire until next year.

A primary focus of HOPWA funded agencies is to ensure that all HOPWA clients have access and/or are connected to primary medical care and have health insurance. Agencies are encouraged to continue building upon their community partnerships to ensure these services continue to benefit the clients. Another focus is upon Supportive Services. This can be through encouraging a client to achieve their goal of employment, maintaining stable housing, sobriety or secondary education. Some of the agencies leverage their funding sources for Supportive Services, providing them the ability to focus their funding primarily on housing services. Through coordination with outside agencies and additional community resources, agencies can find assistance with security deposits and energy costs. This coordination aides in securing stable and decent housing for clients.

Examples of effective case management outcomes of the HOPWA program include the following:

Of the twenty-seven families served with HOPWA services, 100% of the families maintained stable housing, had contact with their Case Worker at least once a month, and had contact with their health care provider.

During this grant year, two clients in PSH successfully received Section 8 vouchers and graduated from the HOPWA program. This allowed the agency to take on two new clients that needed the financial and case management assistance.

All clients housed have maintained their individual dwelling and their medical status continues to improve. They are all engaged with primary care, case management, and Infectious Disease services.

3. Coordination. Report on program coordination with other mainstream housing and supportive services resources, including the use of committed leveraging from other public and private sources that helped to address needs for eligible persons identified in the Consolidated Plan/Strategic Plan.

Agencies maintain strong partnerships with the following organizations: local CoCs, Greater New Haven Coordinated Access Network (CAN), Ryan White, Hill Health Center, , food banks, domestic violence services, Opening Doors – Balance of State, AIDS CT, Corporation for Supportive Housing Quality Assurance Committee, Steering Committee of the Statewide Reaching Home Campaign, Department of Mental Health and Addiction Services, local VA supporting Harkness House, APT Foundation, Easter Seals, Public Housing Authorities, Department of Children and Families, Yale New Haven Hospital and other Departments, Clifford Beers, Bureau of Rehabilitation Services, Mayor’s Task Force on AIDS, Connecticut Coalition to End Homelessness, Family Development Centers across CT, St. Mary’s Hospital, Mid-State Hospital, Rushford Treatment Center, HIV/AIDS Continuum, Family Centered Services of CT, Energy Assistance Programs, Waterbury Health Department, St. Vincent’s DePaul in Waterbury, Greater Waterbury Hispanic Coalition, New Opportunities in Waterbury, Catholic Charities in Waterbury, Western CT Mental Health Services in Waterbury, Salvation Army Waterbury Housing Authority, Wellmore Behavioral Health, MCCA in Waterbury, Legal Aid, local landlords, prisons, HIV/AIDS Support Groups, and CT Department of Housing.

4. Technical Assistance. Describe any program technical assistance needs and how they would benefit program beneficiaries. No technical assistance was requested at this time.

c. Barriers and Trends Overview

Provide a narrative addressing items 1 through 3. Explain how barriers and trends affected your program’s ability to achieve the objectives and outcomes discussed in the previous section.

1. Describe any barriers (including regulatory and non-regulatory) encountered in the administration or implementation of the HOPWA program, how they affected your program’s ability to achieve the objectives and outcomes discussed, and,

actions taken in response to barriers, and recommendations for program improvement. Provide an explanation for each barrier selected.

Most New Reach families rely on public transportation, which is most available within New Haven. This causes families to want to live within the City of New Haven as well as the proximately to medical providers, schools and employment opportunities. Although housing is available in the areas surrounding New Haven, it is often more expensive and has less public transportation available causing clients to want to remain within the City with a higher competition for units.

It can be challenging to house individuals with comprehensive criminal histories, bad credit and/or lack of rental history.

During this grant year, housing affordability, fair market rents (FMR), housing availability, credit history, and criminal justice history were all challenges the program encountered. COVID significantly impacted the housing market which caused increases in rent and low housing stock. The eviction moratorium from COVID also contributed to landlords becoming stricter with background checks and credit history

The Pandemic still has significantly affected our program's ability to discharge residents into the community. Some of our HOPWA residents who applied for housing and were selected to move to the next level were not able to see the units because of COVID 19. This meant that the resident had to wait until the executive orders were changed and restrictions lifted. Therefore, many residents ability to discharge was interrupted, delayed or fell through altogether.

2. Describe any trends in the community that may affect the way in which the needs of persons living with HIV/AIDS are being addressed, and provide any other information important to the future provision of services to this population.

The overwhelming challenge has been affordable housing. While this continues to be a major hurdle in locating housing, it has been noticed that quality housing is also a major issue. The funding helps a great deal however, the monthly rents can present some challenges in various areas that are not considered inner city. This was a major concern since many of the consumers have some issues that could become problematic if placed in a high-risk area. For instance, many of the apartments with below reasonable rates are in areas that may be triggers for those in recovery or engaging in services to address current addiction challenges.

In terms of trends in housing, there is an overwhelming lack of affordable housing in the Greater New Haven area. The housing authorities still have extensively long waiting lists. The other factor is that there is a significant lack of housing in safe areas. Residents want the opportunity to live in decent neighborhoods. Another barrier in accessing decent and affordable housing is the procurement of missing documents needed for applying for housing such as Identification Card, Social Security Card, Birth Certificate, Bank Statements, and Proof of Income. Residents unfortunately missed housing opportunities because when a vacancy was available, they often did not have the appropriate documentation.

Landlords frequently are not allowing pets. Many of our consumers have pets for companionships, especially those consumers who are ill and unable to work. This definitely impacts the consumer's lifestyle and also extends the time it takes to obtain housing for consumers that do have pets and will not move into an apartment that will not allow them to keep their pets.

Under a Housing First approach, we are housing individuals with addictions, both active and those in recovery. There aren't enough mental health and addiction services available in the community, especially when a consumer relapses, to quickly provide support.

During this grant year, the Case Manager worked closely with medical providers and clients regarding the COVID vaccine. The Case Manager was educated on how COVID affects those with HIV/AIDS and collaborated with medical providers to assist certain clients in getting the COVID vaccine. The Case Manager will continue to incorporate services surrounding COVID with both current and new clients.

The high rents and occupancy rates in New Haven make it difficult to locate apartments that are not only affordable but that are safe for the families served at New Reach. Many of the families served require a 3- or 4-bedroom unit, which can be more difficult to locate. Also, as the HIV/AIDS population ages, there is a community focus on the correlation of long terms survivors of HIV/AIDS and the health issues that may arise. There is also a focus in New Haven on the need to Get to Zero: zero new infections, zero AIDS related deaths and zero stigma through the use of PrEP and the U=U movement.

3. Identify any evaluations, studies, or other assessments of the HOPWA program that are available to the public.

Annual monitorings conducted by the City of New Haven, AIDs CT audit, DMHAS and Ryan White audits

<input checked="" type="checkbox"/> HOPWA/HUD Regulations	<input type="checkbox"/> Planning	<input checked="" type="checkbox"/> Housing Availability	<input checked="" type="checkbox"/> Rent Determination and Fair Market Rents
<input checked="" type="checkbox"/> Discrimination/Confidentiality	<input type="checkbox"/> Multiple Diagnoses	<input type="checkbox"/> Eligibility	<input type="checkbox"/> Technical Assistance or Training
<input checked="" type="checkbox"/> Supportive Services	<input checked="" type="checkbox"/> Credit History	<input checked="" type="checkbox"/> Rental History	<input checked="" type="checkbox"/> Criminal Justice History
<input checked="" type="checkbox"/> Housing Affordability	<input type="checkbox"/> Geography/Rural Access	<input type="checkbox"/> Other, please explain further	

as well (please note some of these monitorings were suspended again this year due to COVID-19).

End of PART 1

PART 2: Sources of Leveraging and Program Income

1. Sources of Leveraging

Report the source(s) of cash or in-kind leveraged federal, state, local or private resources identified in the Consolidated or Annual Plan and used in the delivery of the HOPWA program and the amount of leveraged dollars. In Column [1], identify the type of leveraging. Some common sources of leveraged funds have been provided as a reference point. You may add Rows as necessary to report all sources of leveraged funds. Include Resident Rent payments paid by clients directly to private landlords. Do NOT include rents paid directly to a HOPWA program as this will be reported in the next section. In Column [2] report the amount of leveraged funds expended during the operating year. Use Column [3] to provide some detail about the type of leveraged contribution (e.g., case management services or clothing donations). In Column [4], check the appropriate box to indicate whether the leveraged contribution was a housing subsidy assistance or another form of support.

Note: Be sure to report on the number of households supported with these leveraged funds in Part 3, Chart 1, Column d.

A. Source of Leveraging Chart

[1] Source of Leveraging	[2] Amount of Leveraged Funds	[3] Type of Contribution	[4] Housing Subsidy Assistance or Other Support
Public Funding			
Ryan White-Housing Assistance	\$42,065.00	Housing	<input type="checkbox"/> Housing Subsidy Assistance <input checked="" type="checkbox"/> Other Support
Ryan White-Other	\$4,758	EFA	<input type="checkbox"/> Housing Subsidy Assistance <input type="checkbox"/> Other Support
Housing Choice Voucher Program			<input type="checkbox"/> Housing Subsidy Assistance <input type="checkbox"/> Other Support
Low Income Housing Tax Credit			<input type="checkbox"/> Housing Subsidy Assistance <input type="checkbox"/> Other Support
HOME			<input type="checkbox"/> Housing Subsidy Assistance <input type="checkbox"/> Other Support
Continuum of Care			<input type="checkbox"/> Housing Subsidy Assistance <input type="checkbox"/> Other Support
Emergency Solutions Grant			<input type="checkbox"/> Housing Subsidy Assistance <input type="checkbox"/> Other Support
Other Public: Department of Housing	\$670,075.07	Personnel Salary, Case management & TBRA, Project-based operating cost and housing subsidy assistance	<input checked="" type="checkbox"/> Housing Subsidy Assistance <input checked="" type="checkbox"/> Other Support
Private Funding			
Grants- Broadway Cares/Equity Fights AIDS	\$5,000	Food, Security Deposits, etc.	<input type="checkbox"/> Housing Subsidy Assistance <input checked="" type="checkbox"/> Other Support
In-kind Resources			<input type="checkbox"/> Housing Subsidy Assistance <input type="checkbox"/> Other Support
Other Private:			<input type="checkbox"/> Housing Subsidy Assistance <input type="checkbox"/> Other Support
Other Private:			<input type="checkbox"/> Housing Subsidy Assistance <input type="checkbox"/> Other Support
Other Funding			
Grantee/Project Sponsor (Agency) Cash			<input type="checkbox"/> Housing Subsidy Assistance <input type="checkbox"/> Other Support
Resident Rent Payments by Client to Private Landlord	\$292,842.46		
TOTAL (Sum of all Rows)	\$1,014,740.53		

Program Income and Resident Rent Payments

In Section 2, Chart A, report the total amount of program income and resident rent payments directly generated from the use of HOPWA funds, including repayments. Include resident rent payments collected or paid directly to the HOPWA program. Do NOT include payments made directly from a client household to a private landlord.

Note: Please see report directions section for definition of program income. (Additional information on program income is available in the HOPWA Grantee Oversight Resource Guide).

A. Total Amount Program Income and Resident Rent Payment Collected During the Operating Year

Program Income and Resident Rent Payments Collected		Total Amount of Program Income (for this operating year)
1.	Program income (e.g. repayments)	n/a
2.	Resident Rent Payments made directly to HOPWA Program	n/a
3.	Total Program Income and Resident Rent Payments (Sum of Rows 1 and 2)	n/a

B. Program Income and Resident Rent Payments Expended To Assist HOPWA Households

In Chart B, report on the total program income and resident rent payments (as reported above in Chart A) expended during the operating year. Use Row 1 to report Program Income and Resident Rent Payments expended on Housing Subsidy Assistance Programs (i.e., TBRA, STRMU, PHP, Master Leased Units, and Facility-Based Housing). Use Row 2 to report on the Program Income and Resident Rent Payment expended on Supportive Services and other non-direct Housing Costs.

Program Income and Resident Rent Payment Expended on HOPWA programs		Total Amount of Program Income Expended (for this operating year)
1.	Program Income and Resident Rent Payment Expended on Housing Subsidy Assistance costs	n/a
2.	Program Income and Resident Rent Payment Expended on Supportive Services and other non-direct housing costs	n/a
3.	Total Program Income Expended (Sum of Rows 1 and 2)	n/a

End of PART 2

PART 3: Accomplishment Data Planned Goal and Actual Outputs

In Chart 1, enter performance information (goals and actual outputs) for all activities undertaken during the operating year supported with HOPWA funds. Performance is measured by the number of households and units of housing that were supported with HOPWA or other federal, state, local, or private funds for the purposes of providing housing assistance and support to persons living with HIV/AIDS and their families.

1. HOPWA Performance Planned Goal and Actual Outputs

HOPWA Performance Planned Goal and Actual		[1] Output: Households				[2] Output: Funding	
		HOPWA Assistance		Leveraged Households		HOPWA Funds	
		a.	b.	c.	d.	e.	f.
		Goal	Actual	Goal	Actual	HOPWA Budget	HOPWA Actual
HOPWA Housing Subsidy Assistance		[1] Output: Households				[2] Output: Funding	
1.	Tenant-Based Rental Assistance	114	121	26	27	\$1,003,772.88	\$915,467.98
2a.	Permanent Housing Facilities: Received Operating Subsidies/Leased units (Households Served)						
2b.	Transitional/Short-term Facilities: Received Operating Subsidies/Leased units (Households Served) (Households Served)						
3a.	Permanent Housing Facilities: Capital Development Projects placed in service during the operating year (Households Served)						
3b.	Transitional/Short-term Facilities: Capital Development Projects placed in service during the operating year (Households Served)						
4.	Short-Term Rent, Mortgage and Utility Assistance	56	21			\$68,766	\$20,845.39
5.	Permanent Housing Placement Services	6	6			\$15,861	\$15,861
6.	Adjustments for duplication (subtract)	6	6				
7.	Total HOPWA Housing Subsidy Assistance (Columns a – d equal the sum of Rows 1-5 minus Row 6; Columns e and f equal the sum of Rows 1-5)	174	142	26	27	\$1,088,399.88	\$952,174.37
Housing Development (Construction and Stewardship of facility based housing)		[1] Output: Housing Units				[2] Output: Funding	
8.	Facility-based units; Capital Development Projects not yet opened (Housing Units)						
9.	Stewardship Units subject to 3- or 10- year use agreements						
10.	Total Housing Developed (Sum of Rows 8 & 9)						
Supportive Services		[1] Output: Households				[2] Output: Funding	
11a.	Supportive Services provided by project sponsors that also delivered <u>HOPWA</u> housing subsidy assistance	29	30			\$35,449.51	\$29,416.85
11b.	Supportive Services provided by project sponsors that only provided supportive services.	16	33			\$62,805.41	\$62,743.99
12.	Adjustment for duplication (subtract)						
13.	Total Supportive Services (Columns a – d equals the sum of Rows 11 a & b minus Row 12; Columns e and f equal the sum of Rows 11a & 11b)	45	63			\$98,254.92	\$92,160.84
Housing Information Services		[1] Output: Households				[2] Output: Funding	
14.	Housing Information Services						
15.	Total Housing Information Services						

Grant Administration and Other Activities		[1] Output: Households				[2] Output: Funding	
16.	Resource Identification to establish, coordinate and develop housing assistance resources						
17.	Technical Assistance (if approved in grant agreement)						
18.	Grantee Administration (maximum 3% of total HOPWA grant)					\$33,995	\$33,995
19.	Project Sponsor Administration (maximum 7% of portion of HOPWA grant awarded)					\$30,842.71	\$30,618.52
20.	Total Grant Administration and Other Activities (Sum of Rows 16 – 19)					\$64,837.71	\$64,613.52
Total Expended							
						[2] Outputs: HOPWA Funds Expended	
						Budget	Actual
21.	Total Expenditures for operating year (Sum of Rows 7, 10, 13, 15, and 20)					\$1,251,492.51	\$1,108,948.73

2. Listing of Supportive Services

Report on the households served and use of HOPWA funds for all supportive services. Do NOT report on supportive services leveraged with non-HOPWA funds.

Data check: Total unduplicated households and expenditures reported in Row 17 equal totals reported in Part 3, Chart 1, Row 13.

Supportive Services		[1] Output: Number of <u>Households</u>	[2] Output: Amount of HOPWA Funds Expended
1.	Adult day care and personal assistance		
2.	Alcohol and drug abuse services		
3.	Case management	63	\$92,160.84
4.	Child care and other child services		
5.	Education		
6.	Employment assistance and training		
7.	Health/medical/intensive care services, if approved Note: Client records must conform with 24 CFR §574.310		
8.	Legal services		
9.	Life skills management (outside of case management)		
10.	Meals/nutritional services		
11.	Mental health services		
12.	Outreach		
13.	Transportation		
14.	Other Activity (if approved in grant agreement). Specify:		
15.	Sub-Total Households receiving Supportive Services (Sum of Rows 1-14)	63	
16.	Adjustment for Duplication (subtract)	0	
17.	TOTAL Unduplicated Households receiving Supportive Services (Column [1] equals Row 15 minus Row 16; Column [2] equals sum of Rows 1-14)	63	\$92,160.84

3. Short-Term Rent, Mortgage and Utility Assistance (STRMU) Summary

In Row a, enter the total number of households served and the amount of HOPWA funds expended on Short-Term Rent, Mortgage and Utility (STRMU) Assistance. In Row b, enter the total number of STRMU-assisted households that received assistance with mortgage costs only (no utility costs) and the amount expended assisting these households. In Row c, enter the total number of STRMU-assisted households that received assistance with both mortgage and utility costs and the amount expended assisting these households. In Row d, enter the total number of STRMU-assisted households that received assistance with rental costs only (no utility costs) and the amount expended assisting these households. In Row e, enter the total number of STRMU-assisted households that received assistance with both rental and utility costs and the amount expended assisting these households. In Row f, enter the total number of STRMU-assisted households that received assistance with utility costs only (not including rent or mortgage costs) and the amount expended assisting these households. In row g, report the amount of STRMU funds expended to support direct program costs such as program operation staff.

Data Check: The total households reported as served with STRMU in Row a, column [1] and the total amount of HOPWA funds reported as expended in Row a, column [2] equals the household and expenditure total reported for STRMU in Part 3, Chart 1, Row 4, Columns b and f, respectively.

Data Check: The total number of households reported in Column [1], Rows b, c, d, e, and f equal the total number of STRMU households reported in Column [1], Row a. The total amount reported as expended in Column [2], Rows b, c, d, e, f, and g. equal the total amount of STRMU expenditures reported in Column [2], Row a.

Housing Subsidy Assistance Categories (STRMU)		[1] Output: Number of Households Served	[2] Output: Total HOPWA Funds Expended on STRMU during Operating Year
a.	Total Short-term mortgage, rent and/or utility (STRMU) assistance	21	\$20,845.39
b.	Of the total STRMU reported on Row a, total who received assistance with mortgage costs ONLY.		
c.	Of the total STRMU reported on Row a, total who received assistance with mortgage and utility costs.		
d.	Of the total STRMU reported on Row a, total who received assistance with rental costs ONLY.		
e.	Of the total STRMU reported on Row a, total who received assistance with rental and utility costs.	21	\$20,845.39
f.	Of the total STRMU reported on Row a, total who received assistance with utility costs ONLY.		
g.	Direct program delivery costs (e.g., program operations staff time)		

End of PART 3

Part 4: Summary of Performance Outcomes

In Column [1], report the total number of eligible households that received HOPWA housing subsidy assistance, by type. In Column [2], enter the number of households that continued to access each type of housing subsidy assistance into next operating year. In Column [3], report the housing status of all households that exited the program.

Data Check: The sum of Columns [2] (Number of Households Continuing) and [3] (Exited Households) equals the total reported in Column[1].

Note: Refer to the housing stability codes that appear in Part 5: Worksheet - Determining Housing Stability Outcomes.

Section 1. Housing Stability: Assessment of Client Outcomes on Maintaining Housing Stability (Permanent Housing and Related Facilities)

A. Permanent Housing Subsidy Assistance

	[1] Output: Total Number of Households Served	[2] Assessment: Number of Households that Continued Receiving HOPWA Housing Subsidy Assistance into the Next Operating Year	[3] Assessment: Number of Households that exited this HOPWA Program; their Housing Status after Exiting		[4] HOPWA Client Outcomes
Tenant-Based Rental Assistance	121	109	1 Emergency Shelter/Streets		Unstable Arrangements
			2 Temporary Housing		Temporarily Stable, with Reduced Risk of Homelessness
			3 Private Housing	6	Stable/Permanent Housing (PH)
			4 Other HOPWA		
			5 Other Subsidy	3	
			6 Institution	1	Unstable Arrangements
			7 Jail/Prison		
			8 Disconnected/Unknown	1	
			9 Death	1	Life Event
Permanent Supportive Housing Facilities/ Units			1 Emergency Shelter/Streets		Unstable Arrangements
			2 Temporary Housing		Temporarily Stable, with Reduced Risk of Homelessness
			3 Private Housing		Stable/Permanent Housing (PH)
			4 Other HOPWA		
			5 Other Subsidy		
			6 Institution		Unstable Arrangements
			7 Jail/Prison		
			8 Disconnected/Unknown		
			9 Death		Life Event

B. Transitional Housing Assistance

	[1] Output: Total Number of Households Served	[2] Assessment: Number of Households that Continued Receiving HOPWA Housing Subsidy Assistance into the Next Operating Year	[3] Assessment: Number of Households that exited this HOPWA Program; their Housing Status after Exiting		[4] HOPWA Client Outcomes
Transitional/ Short-Term Housing Facilities/ Units			1 Emergency Shelter/Streets		Unstable Arrangements
			2 Temporary Housing		Temporarily Stable with Reduced Risk of Homelessness
			3 Private Housing		Stable/Permanent Housing (PH)
			4 Other HOPWA		
			5 Other Subsidy		
			6 Institution		Unstable Arrangements
			7 Jail/Prison		
			8 Disconnected/unknown		

			9 Death		Life Event
B1: Total number of households receiving transitional/short-term housing assistance whose tenure exceeded 24 months					

Section 2. Prevention of Homelessness: Assessment of Client Outcomes on Reduced Risks of Homelessness (Short-Term Housing Subsidy Assistance)

Report the total number of households that received STRMU assistance in Column [1].

In Column [2], identify the outcomes of the households reported in Column [1] either at the time that they were known to have left the STRMU program or through the project sponsor’s best assessment for stability at the end of the operating year.

Information in Column [3] provides a description of housing outcomes; therefore, data is not required.

At the bottom of the chart:

- In Row 1a, report those households that received STRMU assistance during the operating year of this report, and the prior operating year.
- In Row 1b, report those households that received STRMU assistance during the operating year of this report, and the two prior operating years.

Data Check: The total households reported as served with STRMU in Column [1] equals the total reported in Part 3, Chart 1, Row 4, Column b.

Data Check: The sum of Column [2] should equal the number of households reported in Column [1].

Assessment of Households that Received STRMU Assistance

[1] Output: Total number of households	[2] Assessment of Housing Status		[3] HOPWA Client Outcomes
21	Maintain Private Housing without subsidy <i>(e.g. Assistance provided/completed and client is stable, not likely to seek additional support)</i>		<i>Stable/Permanent Housing (PH)</i>
	Other Private Housing without subsidy <i>(e.g. client switched housing units and is now stable, not likely to seek additional support)</i>	4	
	Other HOPWA Housing Subsidy Assistance		
	Other Housing Subsidy (PH)	17	
	Institution <i>(e.g. residential and long-term care)</i>		
	Likely that additional STRMU is needed to maintain current housing arrangements		<i>Temporarily Stable, with Reduced Risk of Homelessness</i>
	Transitional Facilities/Short-term <i>(e.g. temporary or transitional arrangement)</i>		
	Temporary/Non-Permanent Housing arrangement <i>(e.g. gave up lease, and moved in with family or friends but expects to live there less than 90 days)</i>		
	Emergency Shelter/street		<i>Unstable Arrangements</i>
	Jail/Prison		
	Disconnected		
	Death		<i>Life Event</i>
1a. Total number of those households that received STRMU Assistance in the operating year of this report that also received STRMU assistance in the prior operating year (e.g. households that received STRMU assistance in two consecutive operating years).			
1b. Total number of those households that received STRMU Assistance in the operating year of this report that also received STRMU assistance in the two prior operating years (e.g. households that received STRMU assistance in three consecutive operating years).			

Section 3. HOPWA Outcomes on Access to Care and Support

1a. Total Number of Households

Line [1]: For project sponsors that provided HOPWA housing subsidy assistance during the operating year identify in the appropriate row the number of households that received HOPWA housing subsidy assistance (TBRA, STRMU, Facility-Based, PHP and Master Leasing) and HOPWA funded case management services. Use Row c to adjust for duplication among the service categories and Row d to provide an unduplicated household total.

Line [2]: For project sponsors that did NOT provide HOPWA housing subsidy assistance identify in the appropriate row the number of households that received HOPWA funded case management services.

Note: These numbers will help you to determine which clients to report Access to Care and Support Outcomes for and will be used by HUD as a basis for analyzing the percentage of households who demonstrated or maintained connections to care and support as identified in Chart 1b below.

Total Number of Households	
1. For Project Sponsors that provided HOPWA Housing Subsidy Assistance: Identify the total number of households that received the following HOPWA-funded services:	
a. Housing Subsidy Assistance (duplicated)-TBRA, STRMU, PHP, Facility-Based Housing, and Master Leasing	148
b. Case Management	30
c. Adjustment for duplication (subtraction)	30
d. Total Households Served by Project Sponsors with Housing Subsidy Assistance (Sum of Rows a and b minus Row c)	148
2. For Project Sponsors did NOT provide HOPWA Housing Subsidy Assistance: Identify the total number of households that received the following HOPWA-funded service:	
a. HOPWA Case Management	33
b. Total Households Served by Project Sponsors without Housing Subsidy Assistance	33

1b. Status of Households Accessing Care and Support

Column [1]: Of the households identified as receiving services from project sponsors that provided HOPWA housing subsidy assistance as identified in Chart 1a, Row 1d above, report the number of households that demonstrated access or maintained connections to care and support within the operating year.

Column [2]: Of the households identified as receiving services from project sponsors that did NOT provide HOPWA housing subsidy assistance as reported in Chart 1a, Row 2b, report the number of households that demonstrated improved access or maintained connections to care and support within the operating year.

Note: For information on types and sources of income and medical insurance/assistance, refer to Charts below.

Categories of Services Accessed	[1] For project sponsors that provided HOPWA housing subsidy assistance, identify the households who demonstrated the following:	[2] For project sponsors that did NOT provide HOPWA housing subsidy assistance, identify the households who demonstrated the following:	Outcome Indicator
1. Has a housing plan for maintaining or establishing stable on-going housing	140	33	Support for Stable Housing
2. Had contact with case manager/benefits counselor consistent with the schedule specified in client's individual service plan (may include leveraged services such as Ryan White Medical Case Management)	140	33	Access to Support
3. Had contact with a primary health care provider consistent with the schedule specified in client's individual service plan	140	33	Access to Health Care
4. Accessed and maintained medical insurance/assistance	138	33	Access to Health Care
5. Successfully accessed or maintained qualification for sources of income	134	33	Sources of Income

Chart 1b, Line 4: Sources of Medical Insurance and Assistance include, but are not limited to the following (Reference only)

- | | | |
|--|--|--|
| <ul style="list-style-type: none"> MEDICAID Health Insurance Program, or use local program name MEDICARE Health Insurance Program, or use local program name | <ul style="list-style-type: none"> Veterans Affairs Medical Services AIDS Drug Assistance Program (ADAP) State Children's Health Insurance Program (SCHIP), or use local program name | <ul style="list-style-type: none"> Ryan White-funded Medical or Dental Assistance |
|--|--|--|

Chart 1b, Row 5: Sources of Income include, but are not limited to the following (Reference only)

<ul style="list-style-type: none"> • Earned Income • Veteran’s Pension • Unemployment Insurance • Pension from Former Job • Supplemental Security Income (SSI) 	<ul style="list-style-type: none"> • Child Support • Social Security Disability Income (SSDI) • Alimony or other Spousal Support • Veteran’s Disability Payment • Retirement Income from Social Security • Worker’s Compensation 	<ul style="list-style-type: none"> • General Assistance (GA), or use local program name • Private Disability Insurance • Temporary Assistance for Needy Families (TANF) • Other Income Sources
---	--	--

1c. Households that Obtained Employment

Column [1]: Of the households identified as receiving services from project sponsors that provided HOPWA housing subsidy assistance as identified in Chart 1a, Row 1d above, report on the number of households that include persons who obtained an income-producing job during the operating year that resulted from HOPWA-funded Job training, employment assistance, education or related case management/counseling services.

Column [2]: Of the households identified as receiving services from project sponsors that did NOT provide HOPWA housing subsidy assistance as reported in Chart 1a, Row 2b, report on the number of households that include persons who obtained an income-producing job during the operating year that resulted from HOPWA-funded Job training, employment assistance, education or case management/counseling services.

Note: This includes jobs created by this project sponsor or obtained outside this agency.

Note: Do not include jobs that resulted from leveraged job training, employment assistance, education or case management/counseling services.

Categories of Services Accessed	[1] For project sponsors that provided HOPWA housing subsidy assistance, identify the households who demonstrated the following:	[2] For project sponsors that did NOT provide HOPWA housing subsidy assistance, identify the households who demonstrated the following:
Total number of households that obtained an income-producing job	60	0

End of PART 4

PART 5: Worksheet - Determining Housing Stability Outcomes (optional)

1. This chart is designed to assess program results based on the information reported in Part 4 and to help Grantees determine overall program performance. Completion of this worksheet is optional.

Permanent Housing Subsidy Assistance	Stable Housing (# of households remaining in program plus 3+4+5+6)	Temporary Housing (2)	Unstable Arrangements (1+7+8)	Life Event (9)
Tenant-Based Rental Assistance (TBRA)				
Permanent Facility-based Housing Assistance/Units				
Transitional/Short-Term Facility-based Housing Assistance/Units				
Total Permanent HOPWA Housing Subsidy Assistance				
Reduced Risk of Homelessness: Short-Term Assistance	Stable/Permanent Housing	Temporarily Stable, with Reduced Risk of Homelessness	Unstable Arrangements	Life Events
Short-Term Rent, Mortgage, and Utility Assistance (STRMU)				
Total HOPWA Housing Subsidy Assistance				

Background on HOPWA Housing Stability Codes
Stable Permanent Housing/Ongoing Participation

- 3 = Private Housing in the private rental or home ownership market (without known subsidy, including permanent placement with families or other self-sufficient arrangements) with reasonable expectation that additional support is not needed.
- 4 = Other HOPWA-funded housing subsidy assistance (not STRMU), e.g. TBRA or Facility-Based Assistance.
- 5 = Other subsidized house or apartment (non-HOPWA sources, e.g., Section 8, HOME, public housing).
- 6 = Institutional setting with greater support and continued residence expected (e.g., residential or long-term care facility).

Temporary Housing

2 = Temporary housing - moved in with family/friends or other short-term arrangement, such as Ryan White subsidy, transitional housing for homeless, or temporary placement in institution (e.g., hospital, psychiatric hospital or other psychiatric facility, substance abuse treatment facility or detox center).

Unstable Arrangements

- 1 = Emergency shelter or no housing destination such as places not meant for habitation (e.g., a vehicle, an abandoned building, bus/train/subway station, or anywhere outside).
- 7 = Jail /prison.
- 8 = Disconnected or disappeared from project support, unknown destination or no assessments of housing needs were undertaken.

Life Event

9 = Death, i.e., remained in housing until death. This characteristic is not factored into the housing stability equation.

Tenant-based Rental Assistance: Stable Housing is the sum of the number of households that (i) remain in the housing and (ii) those that left the assistance as reported under: 3, 4, 5, and 6. Temporary Housing is the number of households that accessed assistance, and left their current housing for a non-permanent housing arrangement, as reported under item: 2. Unstable Situations is the sum of numbers reported under items: 1, 7, and 8.

Permanent Facility-Based Housing Assistance: Stable Housing is the sum of the number of households that (i) remain in the housing and (ii) those that left the assistance as shown as items: 3, 4, 5, and 6. Temporary Housing is the number of households that accessed assistance, and left their current housing for a non-permanent housing arrangement, as reported under item 2. Unstable Situations is the sum of numbers reported under items: 1, 7, and 8.

Transitional/Short-Term Facility-Based Housing Assistance: Stable Housing is the sum of the number of households that (i) continue in the residences (ii) those that left the assistance as shown as items: 3, 4, 5, and 6. Other Temporary Housing is the number of households that accessed assistance, and left their current housing for a non-permanent housing arrangement, as reported under item 2. Unstable Situations is the sum of numbers reported under items: 1, 7, and 8.

Tenure Assessment. A baseline of households in transitional/short-term facilities for assessment purposes, indicate the number of households whose tenure exceeded 24 months.

STRMU Assistance: Stable Housing is the sum of the number of households that accessed assistance for some portion of the permitted 21-week period and there is reasonable expectation that additional support is not needed in order to maintain permanent housing living situation (as this is a time-limited form of housing support) as reported under housing status: Maintain Private Housing with subsidy; Other Private with Subsidy; Other HOPWA support; Other Housing Subsidy; and Institution. Temporarily Stable, with Reduced Risk of Homelessness is the sum of the number of households that accessed assistance for some portion of the permitted 21-week period or left their current housing arrangement for a transitional facility or other temporary/non-permanent housing arrangement and there is reasonable expectation additional support will be needed to maintain housing arrangements in the next year, as reported under housing status: Likely to maintain current housing arrangements, with additional STRMU assistance; Transitional Facilities/Short-term; and Temporary/Non-Permanent Housing arrangements. Unstable Situation is the sum of number of households reported under housing status: Emergency Shelter; Jail/Prison; and Disconnected.

End of PART 5

PART 6: Annual Report of Continued Usage for HOPWA Facility-Based Stewardship Units (ONLY)

The Annual Report of Continued Usage for HOPWA Facility-Based Stewardship Units is to be used in place of Part 7B of the CAPER if the facility was originally acquired, rehabilitated or constructed/developed in part with HOPWA funds but no HOPWA funds were expended during the operating year. Scattered site units may be grouped together on one page.

Grantees that used HOPWA funding for new construction, acquisition, or substantial rehabilitation are required to operate their facilities for HOPWA eligible individuals for at least ten (10) years. If non-substantial rehabilitation funds were used, they are required to operate for at least three (3) years. Stewardship begins once the facility is put into operation.

Note: See definition of Stewardship Units.

1. General information

HUD Grant Number(s) n/a	Operating Year for this report From (mm/dd/yy) To (mm/dd/yy) <input type="checkbox"/> Final Yr <input type="checkbox"/> Yr 1; <input type="checkbox"/> Yr 2; <input type="checkbox"/> Yr 3; <input type="checkbox"/> Yr 4; <input type="checkbox"/> Yr 5; <input type="checkbox"/> Yr 6; <input type="checkbox"/> Yr 7; <input type="checkbox"/> Yr 8; <input type="checkbox"/> Yr 9; <input type="checkbox"/> Yr 10
Grantee Name n/a	Date Facility Began Operations (mm/dd/yy) n/a

2. Number of Units and Non-HOPWA Expenditures

Facility Name: n/a	Number of Stewardship Units Developed with HOPWA funds	Amount of Non-HOPWA Funds Expended in Support of the Stewardship Units during the Operating Year
Total Stewardship Units (subject to 3- or 10- year use periods)	n/a	n/a

3. Details of Project Site

Project Sites: Name of HOPWA-funded project	n/a
Site Information: Project Zip Code(s)	n/a
Site Information: Congressional District(s)	n/a
Is the address of the project site confidential?	<input type="checkbox"/> Yes, protect information; do not list <input type="checkbox"/> Not confidential; information can be made available to the public
If the site is not confidential: Please provide the contact information, phone, email address/location, if business address is different from facility address	n/a

End of PART 6

Part 7: Summary Overview of Grant Activities

A. Information on Individuals, Beneficiaries, and Households Receiving HOPWA Housing Subsidy Assistance (TBRA, STRMU, Facility-Based Units, Permanent Housing Placement and Master Leased Units ONLY)

Note: Reporting for this section should include ONLY those individuals, beneficiaries, or households that received and/or resided in a household that received HOPWA Housing Subsidy Assistance as reported in Part 3, Chart 1, Row 7, Column b. (e.g., do not include households that received HOPWA supportive services ONLY).

Section 1. HOPWA-Eligible Individuals Who Received HOPWA Housing Subsidy Assistance

a. Total HOPWA Eligible Individuals Living with HIV/AIDS

In Chart a., provide the total number of eligible (and unduplicated) low-income individuals living with HIV/AIDS who qualified their household to receive HOPWA housing subsidy assistance during the operating year. This total should include only the individual who qualified the household for HOPWA assistance, NOT all HIV positive individuals in the household.

Individuals Served with Housing Subsidy Assistance	Total
Number of individuals with HIV/AIDS who qualified their household to receive HOPWA housing subsidy assistance.	142

Chart b. Prior Living Situation

In Chart b, report the prior living situations for all Eligible Individuals reported in Chart a. In Row 1, report the total number of individuals who continued to receive HOPWA housing subsidy assistance from the prior operating year into this operating year. In Rows 2 through 17, indicate the prior living arrangements for all new HOPWA housing subsidy assistance recipients during the operating year.

Data Check: *The total number of eligible individuals served in Row 18 equals the total number of individuals served through housing subsidy assistance reported in Chart a above.*

Category		Total HOPWA Eligible Individuals Receiving Housing Subsidy Assistance
1.	<u>Continuing</u> to receive HOPWA support from the prior operating year	105
New Individuals who received HOPWA Housing Subsidy Assistance support during Operating Year		
2.	Place not meant for human habitation (such as a vehicle, abandoned building, bus/train/subway station/airport, or outside)	1
3.	Emergency shelter (including hotel, motel, or campground paid for with emergency shelter voucher)	4
4.	Transitional housing for homeless persons	
5.	Total number of new Eligible Individuals who received HOPWA Housing Subsidy Assistance with a Prior Living Situation that meets HUD definition of homelessness (Sum of Rows 2 – 4)	5
6.	Permanent housing for formerly homeless persons (such as Shelter Plus Care, SHP, or SRO Mod Rehab)	1
7.	Psychiatric hospital or other psychiatric facility	
8.	Substance abuse treatment facility or detox center	
9.	Hospital (non-psychiatric facility)	2
10.	Foster care home or foster care group home	
11.	Jail, prison or juvenile detention facility	
12.	Rented room, apartment, or house	24
13.	House you own	3
14.	Staying or living in someone else’s (family and friends) room, apartment, or house	
15.	Hotel or motel paid for without emergency shelter voucher	
16.	Other	2
17.	Don’t Know or Refused	
18.	TOTAL Number of HOPWA Eligible Individuals (sum of Rows 1 and 5-17)	142

c. Homeless Individual Summary

In Chart c, indicate the number of eligible individuals reported in Chart b, Row 5 as homeless who also are homeless Veterans and/or meet the definition for Chronically Homeless (See Definition section of CAPER). The totals in Chart c do not need to equal the total in Chart b, Row 5.

Category	Number of Homeless Veteran(s)	Number of Chronically Homeless
HOPWA eligible individuals served with HOPWA Housing Subsidy Assistance	0	0

Section 2. Beneficiaries

In Chart a, report the total number of HOPWA eligible individuals living with HIV/AIDS who received HOPWA housing subsidy assistance (as reported in Part 7A, Section 1, Chart a), and all associated members of their household who benefitted from receiving HOPWA housing subsidy assistance (resided with HOPWA eligible individuals).

Note: See definition of HOPWA Eligible Individual

Note: See definition of Transgender.

Note: See definition of Beneficiaries.

Data Check: The sum of each of the Charts b & c on the following two pages equals the total number of beneficiaries served with HOPWA housing subsidy assistance as determined in Chart a, Row 4 below.

a. Total Number of Beneficiaries Served with HOPWA Housing Subsidy Assistance

Individuals and Families Served with HOPWA Housing Subsidy Assistance	Total Number
1. Number of individuals with HIV/AIDS who qualified the household to receive HOPWA housing subsidy assistance (equals the number of HOPWA Eligible Individuals reported in Part 7A, Section 1, Chart a)	142
2. Number of ALL other persons diagnosed as HIV positive who reside with the HOPWA eligible individuals identified in Row 1 and who benefitted from the HOPWA housing subsidy assistance	2
3. Number of ALL other persons NOT diagnosed as HIV positive who reside with the HOPWA eligible individual identified in Row 1 and who benefitted from the HOPWA housing subsidy	67
4. TOTAL number of ALL <u>beneficiaries</u> served with Housing Subsidy Assistance (Sum of Rows 1, 2, & 3)	211

b. Age and Gender

In Chart b, indicate the Age and Gender of all beneficiaries as reported in Chart a directly above. Report the Age and Gender of all HOPWA Eligible Individuals (those reported in Chart a, Row 1) using Rows 1-5 below and the Age and Gender of all other beneficiaries (those reported in Chart a, Rows 2 and 3) using Rows 6-10 below. The number of individuals reported in Row 11, Column E, equals the total number of beneficiaries reported in Part 7, Section 2, Chart a, Row 4.

HOPWA Eligible Individuals (Chart a, Row 1)						
		A.	B.	C.	D.	E.
		Male	Female	Transgender M to F	Transgender F to M	TOTAL (Sum of Columns A-D)
1.	Under 18	0	0	0	0	0
2.	18 to 30 years	3	4	0	0	7
3.	31 to 50 years	15	25	1	0	41
4.	51 years and Older	46	44	4	0	94
5.	Subtotal (Sum of Rows 1-4)	64	73	5	0	142
All Other Beneficiaries (Chart a, Rows 2 and 3)						
		A.	B.	C.	D.	E.
		Male	Female	Transgender M to F	Transgender F to M	TOTAL (Sum of Columns A-D)
6.	Under 18	19	15	0	0	34
7.	18 to 30 years	10	15	0	0	25
8.	31 to 50 years	2	5	0	0	7
9.	51 years and Older	2	1	0	0	3
10.	Subtotal (Sum of Rows 6-9)	33	36	0	0	69
Total Beneficiaries (Chart a, Row 4)						
11.	TOTAL (Sum of Rows 5 & 10)	97	109	5	0	211

c. Race and Ethnicity*

In Chart c, indicate the Race and Ethnicity of all beneficiaries receiving HOPWA Housing Subsidy Assistance as reported in Section 2, Chart a, Row 4. Report the race of all HOPWA eligible individuals in Column [A]. Report the ethnicity of all HOPWA eligible individuals in column [B]. Report the race of all other individuals who benefitted from the HOPWA housing subsidy assistance in column [C]. Report the ethnicity of all other individuals who benefitted from the HOPWA housing subsidy assistance in column [D]. The summed total of columns [A] and [C] equals the total number of beneficiaries reported above in Section 2, Chart a, Row 4.

Category		HOPWA Eligible Individuals		All Other Beneficiaries	
		[A] Race [all individuals reported in Section 2, Chart a, Row 1]	[B] Ethnicity [Also identified as Hispanic or Latino]	[C] Race [total of individuals reported in Section 2, Chart a, Rows 2 & 3]	[D] Ethnicity [Also identified as Hispanic or Latino]
1.	American Indian/Alaskan Native	0	0	0	0
2.	Asian	0	0	0	0
3.	Black/African American	103	2	54	1
4.	Native Hawaiian/Other Pacific Islander	1	0	0	0
5.	White	35	17	14	14
6.	American Indian/Alaskan Native & White	0	0	0	0
7.	Asian & White	0	0	0	0
8.	Black/African American & White	0	0	0	0
9.	American Indian/Alaskan Native & Black/African American	0	0	0	0
10.	Other Multi-Racial	3	1	1	1
11.	Column Totals (Sum of Rows 1-10)	142	20	69	16
Data Check: Sum of Row 11 Column A and Row 11 Column C equals the total number HOPWA Beneficiaries reported in Part 3A, Section 2, Chart a, Row 4.					

*Reference (data requested consistent with Form HUD-27061 Race and Ethnic Data Reporting Form)

Section 3. Households

Household Area Median Income

Report the income(s) for all households served with HOPWA housing subsidy assistance.

Data Check: The total number of households served with HOPWA housing subsidy assistance should equal Part 3C, Row 7, Column b and Part 7A, Section 1, Chart a. (Total HOPWA Eligible Individuals Served with HOPWA Housing Subsidy Assistance).

Note: Refer to <https://www.huduser.gov/portal/datasets/il.html> for information on area median income in your community.

Percentage of Area Median Income		Households Served with HOPWA Housing Subsidy Assistance
1.	0-30% of area median income (extremely low)	113
2.	31-50% of area median income (very low)	23
3.	51-80% of area median income (low)	6
4.	Total (Sum of Rows 1-3)	142

Part 7: Summary Overview of Grant Activities

B. Facility-Based Housing Assistance

Complete one Part 7B for each facility developed or supported through HOPWA funds.

Do not complete this Section for programs originally developed with HOPWA funds but no longer supported with HOPWA funds. If a facility was developed with HOPWA funds (subject to ten years of operation for acquisition, new construction and substantial rehabilitation costs of stewardship units, or three years for non-substantial rehabilitation costs), but HOPWA funds are no longer used to support the facility, the project sponsor should complete Part 6: Continued Usage for HOPWA Facility-Based Stewardship Units (ONLY).

Complete Charts 2a, Project Site Information, and 2b, Type of HOPWA Capital Development Project Units, for all Development Projects, including facilities that were past development projects, but continued to receive HOPWA operating dollars this reporting year.

1. Project Sponsor Agency Name (Required)

n/a

2. Capital Development

2a. Project Site Information for HOPWA Capital Development of Projects (For Current or Past Capital Development Projects that receive HOPWA Operating Costs this reporting year)

Note: If units are scattered-sites, report on them as a group and under type of Facility write "Scattered Sites."

Type of Development this operating year	HOPWA Funds Expended this operating year (if applicable)	Non-HOPWA funds Expended (if applicable)	Name of Facility: n/a
<input type="checkbox"/> New construction	n/a	n/a	Type of Facility [Check <u>only one</u> box.] <input type="checkbox"/> Permanent housing <input type="checkbox"/> Short-term Shelter or Transitional housing <input type="checkbox"/> Supportive services only facility
<input type="checkbox"/> Rehabilitation	n/a	n/a	
<input type="checkbox"/> Acquisition	n/a	n/a	
<input type="checkbox"/> Operating	n/a	n/a	
a.	Purchase/lease of property:		Date (mm/dd/yy): n/a
b.	Rehabilitation/Construction Dates:		Date started: n/a Date Completed: n/a
c.	Operation dates:		Date residents began to occupy: n/a <input type="checkbox"/> Not yet occupied
d.	Date supportive services began:		Date started: n/a <input type="checkbox"/> Not yet providing services
e.	Number of units in the facility:		HOPWA-funded units = n/a Total Units = n/a
f.	Is a waiting list maintained for the facility?		<input type="checkbox"/> Yes <input type="checkbox"/> No <i>If yes, number of participants on the list at the end of operating year n/a</i>
g.	What is the address of the facility (if different from business address)?		n/a
h.	Is the address of the project site confidential?		<input type="checkbox"/> Yes, protect information; do not publish list <input type="checkbox"/> No, can be made available to the public

2b. Number and Type of HOPWA Capital Development Project Units (For Current or Past Capital Development Projects that receive HOPWA Operating Costs this Reporting Year)

For units entered above in 2a, please list the number of HOPWA units that fulfill the following criteria:

	Number Designated for the Chronically Homeless	Number Designated to Assist the Homeless	Number Energy-Star Compliant	Number 504 Accessible – Mobility Units - Sensory Units
Rental units constructed (new) and/or acquired with or without rehab	n/a	n/a	n/a	n/a
Rental units rehabbed	n/a	n/a	n/a	n/a
Homeownership units constructed (if approved)	n/a	n/a	n/a	n/a

3. Units Assisted in Types of Housing Facility/Units Leased by Project Sponsor

Charts 3a, 3b, and 4 are required for each facility. In Charts 3a and 3b, indicate the type and number of housing units in the facility, including master leased units, project-based or other scattered site units leased by the organization, categorized by the number of bedrooms per unit.

Note: The number units may not equal the total number of households served.

Please complete separate charts for each housing facility assisted. Scattered site units may be grouped together.

3a. Check one only

- Permanent Supportive Housing Facility/Units
 Short-term Shelter or Transitional Supportive Housing Facility/Units

3b. Type of Facility

Complete the following Chart for all facilities leased, master leased, project-based, or operated with HOPWA funds during the reporting year.

Name of Project Sponsor/Agency Operating the Facility/Leased Units:

Type of housing facility operated by the project sponsor		Total Number of Units in use during the Operating Year Categorized by the Number of Bedrooms per Units					
		SRO/Studio/0 bdrm	1 bdrm	2 bdrm	3 bdrm	4 bdrm	5+bdrm
a.	Single room occupancy dwelling	n/a					
b.	Community residence	n/a	n/a	n/a	n/a	n/a	n/a
c.	Project-based rental assistance units or leased units	n/a	n/a	n/a	n/a	n/a	n/a
d.	Other housing facility <u>Specify:</u>	n/a	n/a	n/a	n/a	n/a	n/a

4. Households and Housing Expenditures

Enter the total number of households served and the amount of HOPWA funds expended by the project sponsor on subsidies for housing involving the use of facilities, master leased units, project based or other scattered site units leased by the organization.

Housing Assistance Category: Facility Based Housing		Output: Number of Households	Output: Total HOPWA Funds Expended during Operating Year by Project Sponsor
a.	Leasing Costs	n/a	n/a
b.	Operating Costs	n/a	n/a
c.	Project-Based Rental Assistance (PBRA) or other leased units	n/a	n/a
d.	Other Activity (if approved in grant agreement) <u>Specify:</u>	n/a	n/a
e.	Adjustment to eliminate duplication (subtract)	n/a	n/a
f.	TOTAL Facility-Based Housing Assistance (Sum Rows a through d minus Row e)	n/a	n/a



HUD ESG CAPER

Grant: **ESG: New Haven - CT - Report** Type: **CAPER**

Report Date Range

7/1/2021 to 6/30/2022

Contact Information

First Name	Allison
Middle Name	
Last Name	Champlin
Suffix	
Title	
Street Address 1	165 Church St.
Street Address 2	
City	New Haven
State	Connecticut
ZIP Code	06510
E-mail Address	achamplin@newhavenct.gov
Phone Number	(203)946-6034
Extension	
Fax Number	()-

Project types carried out during the program year

Components	Projects	Total Persons Reported	Total Households Reported
Emergency Shelter	1	84	84
Day Shelter	0	0	0
Transitional Housing	0	0	0
Total Emergency Shelter Component	1	84	84
Total Street Outreach	1	76	76
Total PH - Rapid Re-Housing	2	125	55
Total Homelessness Prevention	1	49	44

Grant Information

Emergency Shelter Rehab/Conversion

Did you create additional shelter beds/units through an ESG-funded rehab project

Did you create additional shelter beds/units through an ESG-funded conversion project

Data Participation Information

Are there any funded projects, except HMIS or Admin, which are not listed on the Project, Links and Uploads form? This includes projects in the HMIS and from

How many of the VSP projects have a HUD approved plan and are using a template rather than a comparable database report uploaded?

Project Outcomes

- no data -

Financial Information

ESG Information from IDIS

As of 8/26/2022

FY	Grant Number	Current Authorized Amount	Funds Committed By Recipient	Funds Drawn	Balance Remaining	Obligation Date
2021	E21MC090009	\$324,216.00	\$316,110.40	\$100,911.98	\$223,304.02	9/1/2021
2020	E20MC090009	\$329,995.00	\$329,995.00	\$329,995.00	\$0	8/11/2020
2019	E19MC090009	\$319,188.00	\$319,188.00	\$319,188.00	\$0	9/11/2019
2018	E18MC090009	\$307,289.00	\$307,289.00	\$307,289.00	\$0	10/3/2018
2017	E17MC090009	\$309,208.00	\$309,208.00	\$309,208.00	\$0	9/22/2017
2016	E16MC090009	\$313,887.00	\$313,887.00	\$313,887.00	\$0	7/22/2016
2015	E15MC090009	\$311,433.00	\$311,433.00	\$311,433.00	\$0	8/20/2015
Total		\$2,735,947.00	\$2,727,841.40	\$2,512,642.98	\$223,304.02	

Expenditures	2021 Yes	2020 No	2019 No	2018 No	2017 No
FY2021 Annual ESG Funds for					
Non-COVID					
Homelessness Prevention					
Rental Assistance					
Relocation and Stabilization Services - Financial Assistance		50,521.48			
Relocation and Stabilization Services - Services					
Hazard Pay (unique activity)					
Landlord Incentives (unique activity)					
Volunteer Incentives (unique activity)					
Training (unique activity)					
Homeless Prevention Expenses		50,521.48			
FY2021 Annual ESG Funds for					
Non-COVID					
Rapid Re-Housing					
Rental Assistance		13,803.03			
Relocation and Stabilization Services - Financial Assistance		25,557.03			
Relocation and Stabilization Services - Services		50,000.00			
Hazard Pay (unique activity)					
Landlord Incentives (unique activity)					
Volunteer Incentives (unique activity)					
Training (unique activity)					
RRH Expenses		89,360.06			
FY2021 Annual ESG Funds for					
Non-COVID					
Emergency Shelter					
Essential Services					
Operations		75,000.00			
Renovation					
Major Rehab					
Conversion					
Hazard Pay (unique activity)					
Volunteer Incentives (unique activity)					
Training (unique activity)					
Emergency Shelter Expenses		75,000.00			
FY2021 Annual ESG Funds for					
Non-COVID					
Temporary Emergency Shelter					
Essential Services					
perations					

Leasing existing real property or temporary structures

Acquisition
 Renovation
 Hazard Pay (*unique activity*)
 Volunteer Incentives (*unique activity*)
 Training (*unique activity*)
 Other Shelter Costs
Temporary Emergency Shelter Expenses

FY2021 Annual ESG Funds for

Street Outreach	Non-COVID
Essential Services	35,084.91
Hazard Pay (<i>unique activity</i>)	
Volunteer Incentives (<i>unique activity</i>)	
Training (<i>unique activity</i>)	
Handwashing Stations/Portable Bathrooms (<i>unique activity</i>)	
Street Outreach Expenses	35,084.91

FY2021 Annual ESG Funds for

Other ESG Expenditures	Non-COVID
Cell Phones - for persons in CoC/YHDP funded projects (<i>unique activity</i>)	
Coordinated Entry COVID Enhancements (<i>unique activity</i>)	
Training (<i>unique activity</i>)	
Vaccine Incentives (<i>unique activity</i>)	
HMIS	4,860.00
Administration	17,846.77
Other Expenses	22,706.77

FY2021 Annual ESG Funds for

	Non-COVID
Total Expenditures	272,673.22
Match	2,253,814.77
Total ESG expenditures plus match	2,526,487.99

Total expenditures plus match for all years

Ad Order Number 0002727449	Customer Account 272284
Sales Rep. snorton	Customer Information MGMT & BUDGET CITY OF NEW HAVEN NEW HAVEN CT 06510 USA
Order Taker snorton	
Ordered By Ron	Phone: 2039468358
Order Source Phone	Fax: 0000000000 Email: rgizzi@newhavenct.gov

Ad Content Proof

Note: Ad size does not reflect actual ad

City of New Haven
Notice of Availability for Public Comment
Draft Consolidated Annual Performance and Evaluation Report
CAPER: 2021-22

In accordance with 24 CFR 91.520, the City of New Haven is required to submit a **Consolidated Annual Performance and Evaluation Report (CAPER)**, documenting its housing and community development performance to the U.S. Department of Housing and Urban Development (HUD) for its four entitlement grants: Community Development Block Grant Program (CDBG), HOME Investment Partnerships (HOME), Emergency Solutions Grants (ESG), and Housing Opportunities for Persons with HIV/AIDS (HOPWA) programs. The CAPER summarizes the City's performance in implementing its HUD-funded Housing and Community Development programs over the past program year July 1, 2021 - June 30, 2022. The CAPER also includes HUD CARES Act funding accomplishments.

Copies of the City's Draft CAPER will be made available for review and comment on September 12, 2022, on the City's website www.newhavenct.gov under Government\Budgets & Financing\ Federal Reports\2021-22 DRAFT CAPER. Printed copies of the Draft CAPER document are available for review in the Office of Management and Budget.

The City invites all interested parties to comment on the Draft CAPER. Comments may be emailed to conplanapp@newhavenct.gov or by mail to Office of Management and Budget, 165 Church Street, New Haven CT, 06510. Comments will be accepted until Tuesday September 27, 2022, at 5:00 pm. All comments will be reviewed and considered for inclusion in the final CAPER which will be submitted to HUD on September 28, 2022.

Ad Cost \$421.21	Payment Amt \$0.00	Amount Due \$421.21
----------------------------	------------------------------	-------------------------------

Blind Box **Materials**

Order Notes

Ad Number 0002727449-01	External Ad #	Pick Up Number 0002723220
Ad Type Legal Liners	Ad Size 2 X 42 li	PO Number 20232103
Color \$0.00	Color Requests	

Product and Zone	# Inserts	Placement
New Haven Register	1	Public Notices

Note: Retail Display Ads May Not End in Identified Placement

Run Dates
9/ 9/2022

Product and Zone	# Inserts	Placement
nhregister.com	1	Public Notices

Note: Retail Display Ads May Not End in Identified Placement

Run Dates
9/ 9/2022

I'd Like To...



Federal Reports

Consolidated Plan +

City of New Haven Annual Action Plans +

2020 CARES Act Funding +

NOTICE OF THE 2022-2023 CONSOLIDATED PLAN APPLICATION PROCESS +

City of New Haven Consolidated Annual Performance Reports -

- [2021-22 DRAFT CAPER for Public Comment](#)
- [2020-21 Consolidated Annual Performance Evaluation Report](#)
- [2019-20 Consolidated Annual Performance Evaluation Report](#)
- [2018-19 Consolidated Annual Performance Evaluation Report](#)
- [2017-18 Consolidated Annual Performance Evaluation Report](#)
- [2016-17 Consolidated Annual Performance Evaluation Report](#)

From: [Ron Gizzi](#)
Cc: [Allison Champlin](#); [conplanapp](#)
Subject: FY 2021-22 Draft CAPER for Public Comment
Date: Monday, September 12, 2022 4:57:53 PM
Attachments: [image001.png](#)

City of New Haven
Notice of Availability for Public Comment
Draft Consolidated Annual Performance and Evaluation Report
CAPER: 2021-22

In accordance with 24 CFR 91.520, the City of New Haven is required to submit a **Consolidated Annual Performance and Evaluation Report (CAPER)**, documenting its housing and community development performance to the U.S. Department of Housing and Urban Development (HUD) for its four entitlement grants: Community Development Block Grant Program (CDBG), HOME Investment Partnerships (HOME), Emergency Solutions Grants (ESG), and Housing Opportunities for Persons with HIV/AIDS (HOPWA) programs. The CAPER summarizes the City's performance in implementing its HUD-funded Housing and Community Development programs over the past program year July 1, 2021 - June 30, 2022. The CAPER also includes HUD CARES Act funding accomplishments.

Copies of the City's Draft CAPER will be made available for review and comment on September 12, 2022, on the City's website www.newhavenct.gov under Government\Budgets & Financing\Federal Reports\2021-22 DRAFT CAPER. Printed copies of the Draft CAPER document are available for review in the Office of Management and Budget.

The City invites all interested parties to comment on the Draft CAPER. Comments may be emailed to conplanapp@newhavenct.gov or by mail to Office of Management and Budget, 165 Church Street, New Haven CT. 06510. Comments will be accepted until Tuesday September 27, 2022, at 5:00 pm. All comments will be reviewed and considered for inclusion in the final CAPER which will be submitted to HUD on September 28, 2022.

Ron Gizzi, Project Coordinator

City of New Haven
Office of Management and Budget
165 Church Street
New Haven, CT. 06510

Phone 203-946-8358
rgizzi@newhavenct.gov

Citizen Participation Plan 91.105(d); 91.115(d)

Describe the efforts to provide citizens with reasonable notice and an opportunity to comment on performance reports.

A Draft for Public Comment of the 2021 CAPER (Consolidated Annual Performance and Evaluation Report) and its supporting tables and narratives were made available for public review and comment for 15 days prior to the document's submission to HUD. The Notice of Availability for public comment was published in the New Haven Register on September 9, 2022. Also on September 9, 2022, a notice of availability for public comment was posted on the City's website www.newhavenct.gov under Government\Budgets and Financing\Federal Reports. The City has been utilizing email as the main form of communication with interested parties and stake holders. The notice was emailed to over 300 email addresses on September 12, 2022. Printed copies of the Draft CAPER document were made available for review in the Office of Management and Budget by appointment. The public comment period for the program year 2021-22 CAPER ended on September 27, 2022.

No comments were received during the public comment period regarding the contents of the City's CAPER, the annual programmatic accomplishments or the City's method of Federal entitlement program implementation.

The final CAPER is posted for reference and review on the City's web site www.newhavenct.gov under Government\Budgets and Financing\Federal Reports. Printed documents are also available for public review in the offices of Management and Budget.

Adjustment to PR-26 CDBG Financial Summary Report Line 20 Adjustment

Please also note that HUD has determined that the PR26-CDBG Financial Summary Report in IDIS incorrectly excludes certain activity drawdowns on line 19 – Disbursed for Other/Low/Mod Activities. Specifically, line 19 is incorrectly excluding disbursements for some if not all activities with the national objective of LMH from the Low/Mod calculation. As a result, the report may undercount the expenditures of activities benefiting low- and moderate-income persons. In the case of the Grantee, if it has activities with a national objective of LMH that had draws made during the year of the report, the report may be incorrectly excluding the draws from the Low/Mod calculation.

This change occurred after release 11.26 (implemented on March 21, 2022), and therefore any PR26 reports run before that date were not affected by the issue. The report will be corrected in a future IDIS release. In the meantime, CDBG Grantees running the PR26-Financial Summary Report in which drawdowns are being incorrectly excluded from the line 19 Low/Mod credit total may use line 20 to enter an adjustment. Grantees should also provide a narrative explanation for any adjustments made to the PR26 report in their CAPER submission. Grantees can use the PR03 - BOSMAC (Original) and the PR07 reports to determine the activities and the associated drawdowns missing from the report.