

**NOTICE OF ALDERMANIC MEETING
OF
THE CITY OF NEW HAVEN
GREETINGS**

You are hereby required to meet on the date and time below.

Thursday 2nd DAY April 2020


At 7:30 PM

Given under my hand this 30th Day of March 2020



Hon. Justin Elicker

Mayor



The Seal Of The City Of New Haven

**BOARD OF ALDERS
REGULAR MEETING
APRIL 2, 2020
AGENDA**

Attendance
Divine Guidance
Approval of The Journal of the March 16, 2020 Board of Alders Meeting

UNANIMOUS CONSENT

1. From the Board of Alders submitting a Resolution of the New Haven Board of Alders saluting and expressing extreme gratitude to those workers on the frontline providing the functions deemed critical to the continuity of operations in the midst of this global pandemic.
2. From the Board of Alders submitting a Resolution of the New Haven Board of Alders supporting low wage, low income and hourly workers suffering during the Covid-19 pandemic and efforts to provide them with assistance to get them through this crisis.
3. From the Board of Alders submitting a Resolution of the New Haven Board of Alders calling on all public agencies, private entities, organizations, and corporations pool resources together to provide immediate financial relief and assistance for New Haven's most impacted by the economic crisis from the COVID-19 pandemic as quickly as possible through methods that involve the minimal amount of bureaucracy.
4. From the Board of Alders submitting a Resolution of the New Haven Board of Alders urging all residents of New Haven to practice, the health promoting and life saving measures of, social distancing by remaining at home unless one must go out for essential business and by maintaining at least six feet from others when it is necessary to be out in public, and to urge others to do the same.
5. From the Mayor submitting an Order of the Board Alders authorizing (until September 27, 2020, unless otherwise amended or terminated by further action of the Board of Alders) the Mayor, with approval of Board of Alders leadership, to enter into such agreements as may be deemed necessary or desirable to mitigate the spread of COVID-19, including such agreements that include indemnification of a party or parties thereto by the City of New Haven, provided, however that any such indemnification shall be limited to liability arising directly from actions of the City of New Haven, its officials or employees and where the indemnified party is not otherwise protected by the extension of governmental immunity afforded by statute, including without limitation, Connecticut General Statutes Sec. 28-13 and 28-2, and further provided that the City has first exhausted all reasonable efforts to seek extension of immunity from the State of Connecticut to said third party.
6. **Aldermanic Affairs. Favorable.** Order of the New Haven Board of Alders approving the appointment of Ms. Annie Harper to the Commission on Disabilities.
7. From Tax Collector, Order De Tax Refunds (April 2,2020)
8. Order of the Board of Alders approving the request from Tara Bland for assistance with motor vehicle tax accounts: 873353 and 889648.
9. Order of the Board of Alders approving the request from Kevin McCormick for assistance with motor vehicle tax accounts: 664073.

COMMUNICATIONS

10. From the Mayor submitting the required updated budgetary and financial reports for the month of February 2020 in compliance with Article VIII Section 5 of the Charter.
11. From the Peace Commission submitting a Resolution calling Congress and the President to prepare for health and climate crises by transferring funds from military budget to cities for human needs, jobs and an environmentally sustainable economy and placing a non-binding advisory referendum to that effect on the November 3, 2020 New Haven Municipal election.

12. From All Points Technology Corporation, P.C. submitting on behalf of T-Mobile Northeast, LLC and affiliates (T-Mobile) notification of the plan to modify an existing wireless communications facility at 414 Chapel Street and inviting written comments regarding any potential effects that the proposed facility may have upon historic properties.

FIRST READINGS

13. Aldermanic Affairs. Favorable.

- a) Order of The New Haven Board of Alders approving the reappointment of Mr. Steven Cousin Jr. to the Board of Fire Commissioners.
- b) Order of The New Haven Board of Alders approving the reappointment of Mr. Vincent E. Mauro, Jr. of to the Board of Fire Commissioners.
- c) Order of The New Haven Board of Alders approving the reappointment of Mr. Paul Maccio to the Commission on Aging.
- d) Order of The New Haven Board of Alders approving the appointment of Ms. Kisha Hull to the Commission on Aging.
- e) Order of The New Haven Board of Alders approving the Appointment of Ms. Kimberly Ploszaj, State Department of Public Health Representative, to the Lead Poisoning Advisory Committee.
- f) Order of The New Haven Board of Alders approving the appointment of Ms. Amanda Decew, Health Care Provider, to the Lead Poisoning Advisory Committee.
- g) Order of The New Haven Board of Alders approving the appointment of Mr. Benjamin Trachten, Landlord Representative, to the Lead Poisoning Advisory Committee.
- h) Order of The New Haven Board of Alders approving the appointment of Attorney Amy Marx, New Haven Legal Aid Assistance Representative, to the Lead Poisoning Advisory Committee.
- i) Order of The New Haven Board of Alders approving the appointment of Dr. Erin Nozetz to the Lead Poisoning Advisory Committee.
- j) Order of The New Haven Board of Alders approving the appointment of Dr. Marjorie Rosenthal, Health Care Provider, to the Lead Poisoning Advisory Committee.
- k) Order of The New Haven Board of Alders approving the appointment of Dr. Meredith Williams to the Lead Poisoning Advisory Committee.
- l) Order of The New Haven Board of Alders approving The Mayor's Reappointment of Hon. Jeanette Morrison to the Board of Library Directors as Board of Alders Representative.
- m) Order of The New Haven Board of Alders approving The Mayor's Reappointment Mayor's Appointment of Hon. Jody Ortiz to the Port Authority

14. Aldermanic Affairs. Leave to Withdraw.

- a) Order of The New Haven Board of Alders Approving the appointment of Ms. Evelise Ribiero to the Lead Poisoning Advisory Committee.
- b) Order of The New Haven Board of Alders Approving the appointment of Ms. Chyrise Holmes to the Lead Poisoning Advisory Committee.
- c) Order of The New Haven Board of Alders to read and file the reappointment of Mr. John A. Cirello to the Civil Service Commission.

SECOND READINGS

15. Community Development. Favorable.

Order approving the disposition of 92 Olive Street and approving a Development and Land Disposition Agreement with respect to 92 Olive Street and 98 Olive Street, New Haven.

16. City Services and Environmental Policy Committee. Favorable.

Order of the Board of Alders Designating the Corner of Greenwood Street and Legion Avenue as "Bishop James and Pastor Tanzella Perkins Corner" in perpetuity, to honor the life and legacy of Bishop James Perkins and his wife, Pastor Tanzella Perkins, who faithfully founded and served the Mt. Calvary Holy Church Revival Center.

MISCELLANEOUS

17. Motion to Discharge.

From the Chair of the City Services and Environmental Policy Committee submitting a Motion to Discharge the City Services and Environmental Policy Committee from consideration of the following items for the purposes of granting them a first reading:

- a) **City Services and Environmental Policy.**
Resolution of the Board of Alders authorizing the Mayor of the City of New Haven to execute encroachment permits, maintenance agreements, and other paperwork for a public mural in the I-91 underpass at the intersection of State Street and Bradley Street, in accordance with the 2019 Department of Transportation Public Art Policy.
- b) **City Services and Environmental Policy.**
Resolution of the Board of Alders authorizing the Mayor of the City of New Haven to execute encroachment permits, maintenance agreements, and other paperwork for two existing public murals on State Department of Transportation Underpasses along State Street, in accordance with the 2019 Department of Transportation Public Art Policy.
- c) **City Services and Environmental Policy.**
Resolution of the New Haven Board of Alders authorizing the adoption of the Digital Inclusion Plan for the City of New Haven focusing on expanding internet broadband access to all premises across New Haven, creating jobs and small business opportunities, and advancing the education of our children.
- d) **City Services and Environmental Policy.**
Resolution of the Board of Alders of the City of New Haven authorizing the City of New Haven to: 1) enter into an interlocal agreement; 2) create a broadband innovation committee to develop and manage a citywide fiber network; and 3) enter into a concession agreement to develop a feasibility study.



Hon. Board of Alders
165 Church Street
New Haven, CT 06510-2010

Dear Colleagues

The highly contagious novel coronavirus COVID-19 has created a worldwide pandemic that infected hundreds of thousands and killed people worldwide. It has changed life as we know it by shutting down person to person contact, forcing governments to issue stay at home orders, and overwhelming hospital systems.

As a result, most of the workforce has been forced to work remotely from their own homes in order to limit the spread of this viral disease. However, those functions deemed critical to the continuity of operations have been required to continue and those who do them to report to work. Even though by doing so they put themselves and their families in jeopardy in order to be available for others.

These doctors, nurses, medical professionals and support staff, grocery store workers, news reporters, hotel and hospitality industry employees, custodial employees, auto mechanics, factory workers, first responders, transportation operators, waste management collectors, public servants, and others on the frontline of the ongoing battle against this deadly contagion deserve our deepest gratitude and respect.

Therefore, please find attached a Resolution saluting and expressing extreme gratitude to those workers letting them know that New Haven is with them in this struggle and here to support them as they support us.

RESOLUTION OF THE NEW HAVEN BOARD OF ALDERS SALUTING AND EXPRESSING EXTREME GRATITUDE TO THOSE WORKERS ON THE FRONTLINE PROVIDING THE FUNCTIONS DEEMED CRITICAL TO THE CONTINUITY OF OPERATIONS IN THE MIDST OF THIS GLOBAL PANDEMIC.

Whereas: COVID-19 created a worldwide pandemic that infected hundreds of thousands and killed people worldwide; and

WHEREAS: this highly contagious novel coronavirus changed life as we know it by shutting down person to person contact, forcing governments to issue stay at home orders, and overwhelming hospital systems; and

WHEREAS: as a result, most of the workforce has been forced to work remotely from their own homes in order to limit the spread of this viral disease; and

WHEREAS: those functions deemed critical to the continuity of operations have been required to continue to report to work potentially putting themselves and their families in jeopardy in order to be available for others; and

WHEREAS: that includes but is not limited to the doctors, nurses, medical professionals and support staff, grocery store workers, news reporters, hotel and hospitality industry employees, custodial employees, auto mechanics, factory workers, transportation operators, waste management collectors, first responders public servants; and

WHEREAS: those workers on the frontline of the ongoing battle against this deadly contagion deserve our deepest gratitude and respect;

NOW, THEREFORE, BE IT RESOLVED BY THE NEW HAVEN BOARD OF ALDERS, that we salute and express extreme gratitude to those workers on the frontline who continue to provide the functions deemed critical to the continuity of operations in the midst of this global pandemic.

BE IT FURTHER RESOLVED BY THE NEW HAVEN BOARD OF ALDERS that New Haven is with you in this struggle and here to support you as you support us.



Hon. Board of Alders

165 Church Street

New Haven, CT 06510-2010

Dear Colleagues:

You are aware that the COVID-19 pandemic has put the economy in the equivalent of a recession, and impacted businesses of all types, level and sizes.

Companies laid off and furloughed many of their employees and halted activity by many of their contractors and temporary, part time and seasonal workers and those that were kept on despite being asset limited and income constrained continue to take on tremendous risk in order to support everyone else.

It is important that they know that the Board of Alders supports them and that we will continue to push for getting financial resources to these individuals and families who need it most to pay for food, utilities, and other necessities.

Therefore, the attach resolution is submitted to demonstrate that we in New Haven support the low wage, low income and hourly workers suffering during the COVID-19 pandemic and to inspire more efforts that provide them with assistance.

RESOLUTION OF THE NEW HAVEN BOARD OF ALDERS SUPPORTING LOW WAGE, LOW INCOME AND HOURLY WORKERS SUFFERING DURING THE COVID-19 PANDEMIC AND EFFORTS TO PROVIDE THEM WITH ASSISTANCE TO GET THEM THROUGH THIS CRISIS.

WHEREAS: the COVID-19 pandemic has put the economy in the equivalent of a recession; and

WHEREAS: this economic downfall impacted businesses of all types, level and sizes; and

WHEREAS: as a result, companies laid off and furloughed many of their employees and halted activity by many of their contractors and temporary, part time and seasonal workers; and

WHEREAS: the vast majority of these employees, workers, and contractors to suffer this fate were those with the smallest safety net as they are low wage, low income, and hourly workers many in the bricks-and-mortar retail, restaurant and hotel sectors, non-profits, and arts and

WHEREAS: this group makes up a significant portion of the workforce that is deemed essential and critical for society to continue to function; and

WHEREAS: despite being asset limited and income constrained those that continue to work are taking on tremendous risk in order to support everyone else; and

WHEREAS: most low wage workers live in the neighborhoods of need and will need ongoing support such as the New Haven Creative Sector Relief Fund, the Yale Community Fund For New Haven and the Connecticut United Way's COVID-19 Response Fund represent small but important short term steps demonstrating that our community values this group; and

WHEREAS: The Board of Alders supports these funds plan to deploy financial resources to individuals and families who need it most to pay for food, utilities, and other basic necessities; and

WHEREAS: the record should clearly demonstrate that we in New Haven support the low wage, low income and hourly workers suffering during the COVID-19 pandemic and efforts that provide them with assistance; and

NOW, THEREFORE BE IT RESOLVED BY THE NEW HAVEN BOARD OF ALDERS THAT THE NEW HAVEN BOARD OF ALDERS expresses its support for low_wage, low income , hourly, part time, seasonal and contract workers suffering during the COVID-19 pandemic and efforts to provide them with assistance to get them through this crisis.



Hon. Board of Alders
165 Church Street
New Haven, CT 06510

Dear Colleagues

We have learned that COVID-19, a respiratory disease that is overwhelming communities and healthcare systems worldwide may be transmitted from person to person through respiratory droplets that may result in serious illness or death.

After the World Health Organization declared the COVID-19 outbreak a pandemic the Centers of Disease Control and Prevention (CDC) advised people to work or engage in schooling from home whenever possible, and to avoid social gatherings and recreational establishments, discretionary travel and social visits.

As it is important to stress to residents that by taking the precautions regarding COVID-19 Governor Lamont declared a State of Emergency, promoted the “Stay Safe, Stay Home” initiative, and issued an Executive Order urging all residents to keep six feet away from each other where feasible, cancel all public community gatherings of individuals, and close all non-essential business statewide.

Mayor Elicker also declared a State of Emergency, urged all residents to stay home unless it be for essential business, and prohibited social and recreational gatherings of more than ten individuals.

Heeding the CDC recommendations, and the State of Emergency Orders urging people to remain at home can help reduce the spread of COVID-19 and help prevent the healthcare system from being overwhelmed.

This is a matter of public safety and health for the residents of our City, our State, our Country, and the world and that is why we urge all residents of new haven to practice the health promoting and life saving measures of social distancing, by remaining at home unless one must go out for essential business and by maintaining at least six feet from others when it is necessary to be out in public, and to urge others to do the same.

RESOLUTION OF THE NEW HAVEN BOARD OF ALDERS THAT WE URGE ALL RESIDENTS OF NEW HAVEN TO PRACTICE THE HEALTH PROMOTING AND LIFE SAVING MEASURES OF SOCIAL DISTANCING, BY REMAINING AT HOME UNLESS ONE MUST GO OUT FOR ESSENTIAL BUSINESS AND BY MAINTAINING AT LEAST SIX FEET FROM OTHERS WHEN IT IS NECESSARY TO BE OUT IN PUBLIC, AND TO URGE OTHERS TO DO THE SAME.

WHEREAS: COVID-19 is a respiratory disease that is overwhelming communities and healthcare systems worldwide; and

WHEREAS: COVID-19 may be transmitted from person to person through respiratory droplets that may result in serious illness or death; and

WHEREAS: The World Health Organization has declared the COVID-19 outbreak a pandemic; and

WHEREAS: The Centers of Disease Control and Prevention (CDC) has advised people to work or engage in schooling from home whenever possible, and to avoid social gatherings and recreational establishments, discretionary travel and social visits; and

WHEREAS: it is important to stress to residents that by taking the precautions regarding COVID-19 as advised by the CDC residents can increase containment of the virus and slow the spread of the virus; and

WHEREAS: Governor Lamont has declared a State of Emergency, promoted the “Stay Safe, Stay Home” initiative, and issued an Executive Order urging all residents to keep six feet away from each other where feasible, cancel all public community gatherings of individuals, and close all non-essential business statewide; and

WHEREAS: Mayor Elicker has declared a State of Emergency, urged all residents to stay home unless it be for essential business, and prohibited social and recreational gatherings of more than ten individuals; and

WHEREAS: heeding the CDC recommendations, and the State of Emergency Order urging people to remain at home with the exception of conducting essential business, and practicing social distancing including maintaining at least six feet from others when out in public, and self-quarantining when sick, can help reduce the spread of COVID-19 and help prevent the healthcare system from being overwhelmed; and

WHEREAS: this is a matter of public safety and health for the residents of our City, our State, our Country, and the world.

Now, Therefore, Be It Resolved By the New Haven Board of Alders that we urge all residents of New Haven to practice the health promoting and life saving measures of social distancing, by remaining at home unless one must go out for essential business and by maintaining at least six feet from others when it is necessary to be out in public, and to urge others to do the same.



CITY OF NEW HAVEN

JUSTIN ELICKER, MAYOR

165 Church Street
New Haven, Connecticut 06510
T: 203.946.8200 F: 203.946.7683
www.CityofNewHaven.com



SINCE 1958

March 31, 2020

The Honorable Tyisha Walker-Myers
President, Board of Alders
City of New Haven
165 Church Street
New Haven, CT 06510

RE: Order Of Board Of Alders Regarding Indemnification

Dear President Walker-Myers,

I am writing to respectfully request the Honorable Board of Alders to authorize the order of the City of New Haven to enter any agreements as may be deemed necessary or desirable to mitigate the spread of COVID-19, including such agreements that include indemnification of a party or parties thereto by the City of New Haven.

On March 15, 2020 I issued a declaration of public health emergency for the City of New Haven to reduce the spread of novel coronavirus (COVID-19) following the national declaration made by the President of the United States on March 13th and the Governor of Connecticut on March 10th. Due to the significant adverse impact on public health of COVID-19, we must take action for the purpose of ensuring civil preparedness and mitigating the adverse effects of this emergency situation upon the residents of New Haven.


In the past week the number of city residents who have tested positive for COVID-19 have tripled, and has caused the untimely death of one New Havener. The number of positive cases in the city and state is expected to grow exponentially without a concentrated effort to follow prescribed measures of mitigation from public health officials including social distancing isolation and quarantine for infected individuals.

In accordance with recent orders issued by the Governor of Connecticut and recommendations by public health officials, we must take further steps to protect the health, safety and welfare of the people of the city; which includes this order of indemnification with relevant parties during this crisis. Any such indemnification shall be limited to liability arising directly from actions of the City of New Haven, its officials or employees and where the indemnified party is not otherwise protected by the extension of governmental immunity afforded by statute, including without limitation, Connecticut General Statutes Sec. 28-13 and 28-2, and further provided that the City has first exhausted all reasonable efforts to seek extension of immunity from the State of Connecticut to said third party.



This order would be effective until September 27, 2020, unless otherwise amended or terminated by further action of the Board of Alders. Thank you for your consideration and prompt attention to this critical matter.

Sincerely,

A handwritten signature in blue ink, appearing to read "Justin Elicker", written in a cursive style.

Justin Elicker,

Mayor

ORDER OF BOARD OF ALDERS REGARDING INDEMNIFICATION

WHEREAS, on March 10, 2020, the Governor of the State of Connecticut declared a public health emergency and a civil preparedness emergency for the State of Connecticut, pursuant to Connecticut General Statutes Sections 19a-131 and 28-9, in response to the global pandemic of COVID-19 disease associated with a novel coronavirus that is currently affecting multiple countries and states; and,

WHEREAS, on March 13, 2020, the President of the United States declared a national emergency to combat the coronavirus that is currently infecting the population of the United States; and,

WHEREAS, on March 15, 2020, the Mayor of the City of New Haven, pursuant to Connecticut General Statutes Sections 28-8a(a), 28-1(8), and 28-22, and Chapter 11, Section 11-23 et. seq. of the Code of General Ordinances of the City of New Haven, declared a state of emergency, due to the significant danger to public health posed by the spread of COVID-19 and shortages of supplies and equipment necessary to protect the public health and safety, and the spread of COVID-19 to at least one resident of the City of New Haven as a result of the global pandemic; and,

WHEREAS, in response to the issuance of declarations of a public health emergency and a civil preparedness emergency, a declaration of national emergency and the spread of COVID-19 to at least three residents of the City of New Haven; and,

WHEREAS, due to the significant adverse impact on public health of COVID-19, the Mayor must take action for the purpose of ensuring civil preparedness and mitigating the adverse effects of this emergency situation upon the residents of New Haven; and,

WHEREAS, the duties assigned by the City Charter to the Mayor of the City of New Haven require said Mayor to cause the Charter, the Ordinances and laws to be executed and enforced, and to conserve the peace within the City. The Mayor shall be responsible for the good order and efficient government of the City; and,

WHEREAS, it is in the best interests of the City and People of New Haven to promote public health and to mitigate the impacts of the pending public health emergency posed by the spread of COVID-19; and,

WHEREAS, among best practices and prescribed measures of mitigation in light of this public health emergency are social distancing isolation and quarantine of infected individuals; and,

WHEREAS, pursuant to recommendations of public health officials, it is deemed best practices and prescribed measures to presume that those exhibiting symptoms of COVID-19 have been infected therewith; and,

WHEREAS, the powers granted by Connecticut General Statutes Sections 28-8a(a), 28-1(8), and 28-22, and Chapter 11, Sections 6, 7 and 11-23 et. seq. of the Code of General Ordinances of the City of New Haven, proclaim said Mayor to have and exercise all executive and administrative powers conferred upon any municipal chief executive; and,

WHEREAS, pursuant to Chapter 11, Section 11-23 of the Code of General Ordinances of the City of New Haven, the Mayor has personally taken direct operational control of any and all parts of emergency management functions of the City of New Haven; and,

WHEREAS, Chapter 11, Section 11-7 of the Code of General Ordinances of the City of New Haven states “The mayor, or his duly authorized representative or representatives, is authorized to promulgate such orders, rules, and regulations as may be necessary to carry out the purposes of this chapter in the furtherance of the emergency management plan and program and to protect life and property. All orders, rules, and regulations authorized by this chapter shall be in writing and shall be available for public inspection at the place and during the hours specified by the mayor”; and,

WHEREAS, Chapter 11, Section 11-7 of the Code of General Ordinances of the City of New Haven states “At all times when the orders, rules and regulations made and promulgated pursuant to this chapter shall be in effect, they shall supersede all existing ordinances, orders, rules, and regulations insofar as the latter may be inconsistent herewith”; and,

WHEREAS, Chapter 11, Section 11-18 of the Code of General Ordinances of the City of New Haven states “When required to do so by the mayor or the state the director of emergency management, the director shall provide all necessary buildings, equipment and supplies for the office of emergency management and for emergency management activities, and shall make contracts of lease or bailments with provision for indemnity in case of loss or damage in respect to any buildings, equipment or supplies loaned to the office of emergency management” and,

WHEREAS, Chapter 11, Section 11-24 of the Code of General Ordinances of the City of New Haven states “Upon such declaration the provisions of this section shall immediately become effective and shall continue in effect until the end of such emergency has been declared:

- (a) The mayor may order into action all or any part of the emergency management forces of the city.
- (b) ...
- (c) ...
- (d) ...
- (e) The mayor may take such other steps as are reasonably necessary in the light of the emergency to protect the health, safety and welfare of the people of the city, and to minimize the effects of actual or imminent disasters, due to hostile action or natural causes;

and,

WHEREAS, Chapter 11, Section 11-25 of the Code of General Ordinances of the City of New Haven “the Mayor is authorized to expend such moneys as may be necessary to carry out the provisions of this chapter and the board of finance is directed and authorized to provide such sums as may from time to time be authorized by the Mayor”; and,

WHEREAS, the Board the Board of Alders duly elected legislative body of the City of New Haven recognizes the need for the Mayor to take such steps as necessary to mitigate the effects of the COVID-19 pandemic, and to preserve civil preparedness by making appropriate arrangements for housing of first responders; and

NOW, THEREFORE, IT IS HEREBY PROCLAIMED AND ORDERED that the Board of Alders, the duly elected legislative body of the City of New Haven, hereby authorizes New Haven Mayor Justin Elicker, with the approval of the leadership of the Board of Alders, to enter into such agreements as may be deemed necessary or desirable to mitigate the spread of COVID-19, including such agreements that include indemnification of a party or parties thereto by the City of New Haven, provided, however that any such indemnification shall be limited to liability arising directly from actions of the City of New Haven, its officials or employees and where the indemnified party is not otherwise protected by the extension of governmental immunity afforded by statute, including without limitation, Connecticut General

Statutes Sec. 28-13 and 28-2, and further provided that the City has first exhausted all reasonable efforts to seek extension of immunity from the State of Connecticut to said third party.

NOW, THEREFORE, IT IS HEREBY PROCLAIMED AND ORDERED that this Order shall be effective until September 27, 2020, unless otherwise amended or terminated by further action of the Board of Alders.

IT IS FURTHER PROCLAIMED AND ORDERED that this order will be made publicly available for inspection and review in the Office of the Town Clerk of the City of New Haven and shall be posted on the City of New Haven website.

Dated: _____

President, Board of Alders



**CITY OF NEW HAVEN
BOARD OF ALDERS**

As representatives of the people it is the role of the New Haven Board of Alders to bring the concerns of New Haveners to those positioned to address them.

The COVID-19 pandemic has created an unprecedented economic crisis in New Haven disproportionately affecting those who are least able to withstand its impacts including but not limited to the homeless, the unemployed, the underemployed, the working poor, the housing challenged, the small business owners, those in arts and entertainment, and others. These entities make up a large portion of New Haven's people making New Haven one of the hardest hit places in the nation from this crisis.

Given the enormity of this crisis assistance is needed from all public and private entities that have the resources to assist. Attached is a resolution, to that end, calling on all public agencies and private entities, organizations, and corporations pool resources together to provide immediate financial relief and assistance for New Haven's most impacted by the economic crisis from the COVID-19 pandemic as quickly as possible through methods that involve the minimal amount of bureaucracy.

RESOLUTION OF THE NEW HAVEN BOARD OF ALDERS CALLING ALL PUBLIC AGENCIES AND PRIVATE ENTITIES, ORGANIZATIONS, AND CORPORATIONS POOL RESOURCES TOGETHER TO PROVIDE IMMEDIATE FINANCIAL RELIEF AND ASSISTANCE FOR NEW HAVEN'S MOST IMPACTED BY THE ECONOMIC CRISIS FROM THE COVID-19 PANDEMIC AS QUICKLY AS POSSIBLE THROUGH METHODS THAT INVOLVE THE MINIMAL AMOUNT OF BUREAUCRACY.

WHEREAS: the COVID-19 pandemic has created an unprecedented economic crisis in New Haven; and

WHEREAS: this crisis disproportionately affects those who are least able to withstand its impacts including but not limited to the homeless, the unemployed, the underemployed, the working poor, the housing challenged, the small business owners, those in arts and entertainment, and others; and

WHEREAS: these entities make up a large portion of New Haven's people making New Haven one of the hardest hit places in the nation from this crisis; and

WHEREAS: Given the enormity of this crisis assistance is needed from all public and private entities that have the resources to assist; and

WHEREAS: as representatives of the people it is the role of the New Haven Board of Alders to bring the concerns of New Haveners to those positioned to address them; and

NOW THEREFORE BE IT RESOLVED BY THE NEW HAVEN BOARD OF ALDERS THAT we call on all public agencies and private entities, organizations, and corporations pool resources together to provide immediate financial relief and assistance for New Haven's most impacted by the economic crisis from the COVID-19 pandemic.

BE IT FURTHER RESOLVED THAT THIS BE DONE as quickly as possible through methods that involve the minimal amount of bureaucracy.

RESOLUTION OF THE NEW HAVEN BOARD OF ALDERS THAT WE URGE ALL RESIDENTS OF NEW HAVEN TO PRACTICE THE HEALTH PROMOTING AND LIFE SAVING MEASURES OF SOCIAL DISTANCING, BY REMAINING AT HOME UNLESS ONE MUST GO OUT FOR ESSENTIAL BUSINESS AND BY MAINTAINING AT LEAST SIX FEET FROM OTHERS WHEN IT IS NECESSARY TO BE OUT IN PUBLIC, AND TO URGE OTHERS TO DO THE SAME.

WHEREAS: COVID-19 is a respiratory disease that is overwhelming communities and healthcare systems worldwide; and

WHEREAS: COVID-19 may be transmitted from person to person through respiratory droplets that may result in serious illness or death; and

WHEREAS: the World Health Organization has declared the COVID-19 outbreak a pandemic; and

WHEREAS: the Centers of Disease Control and Prevention (CDC) has advised people to work or engage in schooling from home whenever possible, and to avoid social gatherings and recreational establishments, discretionary travel and social visits; and

WHEREAS: it is important to stress to residents that by taking the precautions regarding COVID-19 as advised by the CDC residents can increase containment of the virus and slow the spread of the virus; and

WHEREAS: Governor Lamont has declared a State of Emergency, promoted the “Stay Safe, Stay Home” initiative, and issued an Executive Order urging all residents to keep six feet away from each other where feasible, cancel all public community gatherings of individuals, and close all non-essential business statewide; and

WHEREAS: Mayor Elicker has declared a State of Emergency, urged all residents to stay home unless it be for essential business, and prohibited social and recreational gatherings of more than ten individuals; and

WHEREAS: heeding the CDC recommendations, and the State of Emergency Order urging people to remain at home with the exception of conducting essential business, and practicing social distancing including maintaining at least six feet from others when out in public, and self-quarantining when sick, can help reduce the spread of COVID-19 and help prevent the healthcare system from being overwhelmed; and

WHEREAS: this is a matter of public safety and health for the residents of our City, our State, our Country, and the world.

NOW, THEREFORE, BE IT RESOLVED BY THE NEW HAVEN BOARD OF ALDERS THAT WE URGE ALL RESIDENTS OF NEW HAVEN TO PRACTICE THE HEALTH PROMOTING AND LIFE SAVING MEASURES OF SOCIAL DISTANCING, BY REMAINING AT HOME UNLESS ONE MUST GO OUT FOR ESSENTIAL BUSINESS AND BY MAINTAINING AT LEAST SIX FEET FROM OTHERS WHEN IT IS NECESSARY TO BE OUT IN PUBLIC, AND TO URGE OTHERS TO DO THE SAME.



CITY OF NEW HAVEN

JUSTIN M. ELICKER

MAYOR

March 29, 2020

Indemnification Order FAQ

Q. What is this the Order in front of the Board of Alders?

The proposed order authorizes the Mayor to enter such agreements as are necessary to address a myriad of critical needs related to the COVID-19, including agreements that include indemnification.

Q. What does indemnification mean? How does it work?

Indemnification language in agreements obligates a party, in this case the City, to compensate (pay) another party, as example UNH, for losses or damages arising from the City's performance actions under the agreement. This means that if there were any claim against the other party to the agreement, as example UNH, the City agrees to defend that claim and to make any necessary payment, either by settlement or after a trial, to the person making the claim.

Q. Why do the Alders need to pass the Order? Why can't the Mayor just do this under the Declaration of Emergency?

Given the uncertainty with respect to the nature of risk, vendors (outside companies that do business with the City) are concerned about the potential economic exposure and are looking to the City to protect them from that risk. For example, these risks could be things such as a fire caused by our employees, injuries to employees while they are staying on the property or theft of property

Without the ability to provide certain vendors with some certainty that the City may cover the costs from some of these extremely unlikely possibilities such as these, the City may not be able to house employees such as first responders or the homeless. These people may need housing if they test positive for COVID-19, or are exposed to it, and need to be kept away from others for a period of

time. The Mayor has significant powers that have yet to be tested. It is unclear whether the Mayor can pledge the City's full faith and credit without the knowledge and consent of the City's legislative body. It is preferable, and the right thing to do, for the City's executive and legislative branches to work collaboratively in the interest of the City and its residents during this time of crisis.

Q. Who is going to be staying at the locations we indemnify?

At this time, the City contemplates housing (i) first responders or other City employees who may have been exposed to COVID-19 and do not want to risk exposing their families and (ii) homeless people who need to be isolated. Needs may change as we get further into the pandemic to the point where the City may need to offer a place of respite for COVID positive seniors or residents in general. But for now, the immediate need is for City employees and the homeless.

Q. What happens if the Board does not approve the Order?

Without the ability to provide indemnification, access to necessary resources such as lodging for City employees or the homeless may be limited, come at a much greater cost or impossible to obtain.

Q. Has the Board ever granted indemnification to others before?

Yes, the Board usually sees it wrapped up inside larger submissions like grants or certain partnerships. The most recent agreement, to my knowledge, was with Gilead. Gilead is, a California-based pharmaceutical company that is providing a grant to the City for a Health Department project. The grant was contingent upon indemnification by the City. The City also provides indemnification to the State of Connecticut with respect to its agreements and grants.

Another example are development agreements such as 100 College Street. In that matter the Board passed an agreement which contained an indemnity of the developer as regards to those parts of the development which were going to be the responsibility of the City upon completion of the development.

Q. Has the City ever required others to indemnify us?

Yes. The City's standard forms of personal services agreements and purchase orders include vendor indemnification in favor of the City. This usually occurs where the City is paying for the goods or services.

Q. What happens if something goes wrong at these properties like damage or a fire? Do we have to pay for that?

There are some protections under state law. CGS§28-13 provides for immunity from liability during a civil preparedness emergency. The Attorney General will defend the City against such claims.

Under the proposed order the City may enter into agreements that include indemnification from losses arising directly from the actions of the City or its employees – to the extent that the injured

party isn't otherwise protected by law. CGS§28-21 provides owners of property who voluntarily furnish shelter during a civil emergency with immunity from liability.

Q. Does this Order mean the Mayor can take anyone's property in City?

No, that is not the intent of this proposed order.

Q. How long does this Order last? If the Alders pass the Order will the City have to indemnify these properties forever?

The order is limited to the duration of the COVID-19 emergency and has an expiration date of 27 September 2020 unless the Board extends the date or ends it sooner. The City would only have to indemnify into the future for claims that related to the use of the facility during the crisis.

Q. How much will this indemnification cost the City and taxpayers?

Hopefully nothing. Indemnification is different than the City buying a liability insurance policy. The City is self-insured up to \$10MM



City of New Haven

165 Church Street
New Haven, CT 06510
(203) 946-6483 (phone)
(203) 946-7476 (fax)
cityofnewhaven.com

Master

File Number: LM-2020-0094

File ID: LM-2020-0094

Type: Order

Status: First
Reading-Favorable

Version: 2

Reference:

In Control: Board of Alders

File Created: 02/11/2020

File Name:

Final Action:

Title: ORDER OF THE NEW HAVEN BOARD OF ALDERS APPROVING THE APPOINTMENT OF DR. ANNIE HARPER TO THE COMMISSION ON DISABILITIES.

Notes:

OLS Staff:

Effective Date:

History of Legislative File

Ver- sion:	Acting Body:	Date:	Action:	Sent To:	Due Date:	Return Date:	Result:
1	Board of Alders	02/18/2020	Referred	Aldermanic Affairs Committee			
	Action Text: This Order was Referred to the Aldermanic Affairs Committee						
2	Aldermanic Affairs Committee	03/23/2020	Favorable Report	Board of Alders			
	Action Text: This Order was Favorable Report to the Board of Alders						
	Notes: UC requested						

Text of Legislative File LM-2020-0094

ORDER OF THE NEW HAVEN BOARD OF ALDERS APPROVING THE APPOINTMENT OF DR. ANNIE HARPER TO THE COMMISSION ON DISABILITIES.

BE IT ORDERED by the New Haven Board of Alders that the Mayor's appointment of Annie Harper to the of Commission on Disabilities for a term ending February 11, 2023 be and hereby is approved.

FROM TAX COLLECTOR, ORDER DE TAX REFUNDS (APRIL 6, 2020)

ORDERED by the New Haven Board of Aldermen that the tax refund applications specified hereinafter by taxpayer's name, account number, and refund amount be and hereby are approved pursuant to the Connecticut General Statutes and the certification of the Tax Collector. The Tax Collector shall draw orders upon the City Treasurer for each payee specified and, pursuant to Section 2-37 of the City Ordinances, the Controller or his designee shall surrender each payment to the payee named thereon after obtaining satisfaction of any and all debts owed to the City of New Haven by the Payee.

NAME	ACCOUNT	AMOUNT
ALLY FINANCIAL	105073	\$384.72
ATARES-MIGUEL FRANCISCO D.	88986	\$77.48
BAKER LINDA	53397	\$334.82
BONITO CATHERINE	55477	\$141.41
COHEN DAVID	60383	\$50.07
CORELOGIC	27624	\$128.95
FINANCIAL SERVICES VEHICLE TRUST	85136	\$252.59
HONDA LEASE TRUST	74720	\$88.80
HONDA LEASE TRUST	74679	\$456.13
HONDA LEASE TRUST	74677	\$114.55
HONDA LEASE TRUST	74732	\$450.31
HONDA LEASE TRUST	74729	\$206.96
HONDA LEASE TRUST	74662	\$124.65
HONDA LEASE TRUST	74758	\$481.21
HONDA LEASE TRUST	74611	\$243.75
HONDA LEASE TRUST	74697	\$427.62
HONDA LEASE TRUST	74651	\$340.92
HONDA LEASE TRUST	74796	\$98.13
HONDA LEASE TRUST	87101	\$65.37
HONDA LEASE TRUST	74845	\$529.69
HONDA LEASE TRUST	74612	\$105.73
HONDA LEASE TRUST	74882	\$303.01
HONDA LEASE TRUST	74587	\$456.35
HONDA LEASE TRUST	74626	\$189.08
HONDA LEASE TRUST	74677	\$114.55
HONDA LEASE TRUST	74737	\$917.62
HONDA LEASE TRUST	86875	\$526.88
HONDA LEASE TRUST	74865	\$801.16
MASOTTA SARAH	83009	\$101.65
OTTAVIANO MARIAN	89328	\$79.52
ROJAS CHAMORRO LIZBETH	95821	\$152.71
SANCHEZ ROSA	93844	\$38.91
SANCHEZ ROSA	97499	\$85.73
SIMEONE RALPH J JR.	99407	\$75.65
SPRUILL WILLIAM L .	100751	\$284.54

NAME	ACCOUNT	AMOUNT
VW CREDIT LEASING, LTD	106099	\$37.78
VW CREDIT LEASING, LTD	106170	\$342.98
VW CREDIT LEASING, LTD	106133	\$222.08
VW CREDIT LEASING, LTD	106083	\$195.18
VW CREDIT LEASING, LTD	106132	\$485.12
WATSON CLIFTON	106814	\$132.28
WATSON CLIFTON	95855	\$65.68
WILLIAM COKHANA	107559	\$155.82
YOON-OCK KIM	29536	\$39.97

TOTAL: \$10,929.11

..Title

ORDER OF THE BOARD OF ALDERS APPROVING THE REQUEST FROM TARA
BLAND FOR ASSISTANCE CONCERNING MOTOR VEHICLE TAX ACCOUNT
NUMBERS 873353 AND 889648.

..Body

WHEREAS, Ms. Bland has old motor vehicle tax accounts; and

WHEREAS, Ms. Bland is asking for assistance with these accounts.

NOW, THEREFORE, BE IT ORDERED by the New Haven Board of Alders that the interest for account number 873353 and 889642 be forgiven.

BE IT FURTHER ORDERED that Tara Bland will pay the outstanding taxes less the interest within ninety (90) days of the passage of this Order or the interests shall be restored on motor vehicle tax accounts 873353 and 889642.

..Title

ORDER CONCERNING REAL PROPERTY TAXES OF KEVIN MCCORMICK ON HIS MOTOR VEHICLE TAX ACCOUNT NUMBER 664073 AND 89668.

..Body

WHEREAS: Mr. McCormick had a vehicle in 2007 and

WHEREAS: Mr. McCormick states that he only had this car for a half year and

WHEREAS: Mr. McCormick is asking for assistance with this tax account.

NOW THEREFORE BE IT ORDERED by the New Haven Board of Alders that the interest for his tax account numbers 664073 be forgiven, the previous payment he made be applied to the principle of his older tax account 664073 and his most recent tax account 89668 and that he then pay the remaining balance on his current tax account 89668

BE IT FURTHER ORDERED that this Order will expire ninety from passage by the Board of Alders and the interest will be restored to these accounts if Mr. McCormick has not paid the balance by then.



Date: March 25, 2020

To: Tyisha Walker-Myers
President, Board of Alders
165 Church Street
New Haven, CT 06510

Re: Proposed Wireless Communication Facility Modification
414 Chapel Street
New Haven, Connecticut

To comply with Section 106 of the National Historic Preservation Act (NHPA) of 1966, as amended, T-Mobile Northeast, LLC and affiliates (T-Mobile) have retained All-Points Technology Corporation, P.C. (APT) to evaluate proposed tower facilities for any adverse effect they may have on historic properties. As part of this evaluation, and in conformance with the Nationwide Programmatic Agreement (NPA) for review of effects on historic properties for proposed undertakings, APT is submitting this notification to the City of New Haven.

T-Mobile Northeast, LLC is proposing to modify an existing rooftop wireless communications facility at 414 Chapel Street, New Haven, CT. T-Mobile will install a steel platform extension, 25'-9" x 7'0", to its existing steel platform on the building rooftop adjacent to the existing penthouse. The platform extension will include a handrail around the perimeter, and a new ladder and staircase will be installed for access to the penthouse roof and platform, respectively.

The purpose of this letter is to notify you that the public notice of this proposed facility will be published in the New Haven Register on Thursday, March 26, 2020 and to invite written comments from relevant individuals or groups that you may be aware of regarding any potential effects that the proposed facility may have upon historic properties.

Any comments regarding potential effects on historic properties may be submitted within 30 days from the date of this publication to: All-Points Technology Corporation at 567 Vauxhall St. Ext., Suite 311, Waterford, CT 06385, to the attention of Jennifer Young Gaudet, (860) 563-1697 ext. 231, jyounggaudet@allpointstech.com. Please respond within 30 days if you wish to comment.



City of
New Haven

Connecticut

Monthly Financial Report
Fiscal Year 2019-2020

For the Month Ending February 29, 2020

Submitted March 27, 2020

Mayor Justin Elicker

City of New Haven
Justin M. Elicker, Mayor



March 27, 2020

The Honorable Board of Alders
City of New Haven
165 Church Street
New Haven, CT 06510

Dear Honorable Board:

In compliance with Article VIII, Section 5 of the Charter of the City of New Haven, please find attached the required budgetary and financial reports for the month of February 2020.

As required by City Charter, the report shall be filed in the Office of the City Clerk where it shall be available for public inspection. Copies will also be made available to members of the Financial Review and Audit Commission.

Thank you.

Very truly yours,

A handwritten signature in black ink, appearing to read "Justin M. Elicker", with a long horizontal line extending to the right.

Justin M. Elicker,
Mayor

City of New Haven, Monthly Financial Report Disclosure Note

The information set forth herein is for internal use purposes only and is not based on audited financial information. Such information provided herein is not guaranteed as to accuracy or completeness by the City and is not intended to be and is not to be construed as a representation by the City.

Statements in these monthly financial statements that are not historical facts are forward-looking statements based on current expectations of future events and are subject to risks and uncertainty. Actual results could differ materially from those expressed or implied by such statements. The City therefore cautions against placing reliance on the forward-looking statements included in these monthly financial statements. All forward-looking statements included in these monthly financial statements are made only as of the date hereof and the City does not assume any obligation to update any forward-looking statements made by the City as a result of new information, future events or other factors.

The information and expressions of opinion herein are subject to change without notice and neither the delivery of these monthly financial statements shall, under any circumstances, create any implication that there has been no change in the affairs of the City since the date of these monthly financial statements.

**CITY OF NEW HAVEN MONTHLY REPORT
FISCAL YEAR 2019-2020
MONTH ENDING; FEBRUARY 2020
TABLE OF CONTENTS**

<u>SECTION</u>	<u>PAGE NO.</u>
<u>General Fund</u>	
Projected Summary of Revenues and Expenditures	1-2
General Fund Selected Revenue Summary	3
General Fund Revenue Report	4-8
Revenue Summary Analysis and Tax Collections	9
Summary of Tax Collections	10
General Fund Selected Expenditure Projection	11-12
General Fund Expenditure Report	13-14
Education Budget Update	15-16
Police and Fire Summaries	17-27
Weekly Overtime Report by Department	28
Monthly Summary of Overtime by Department	29
City Investment Report	30
Summary of Outstanding Debt	31
<u>Personnel</u>	
Monthly Personnel Report	32-33
City Personnel Vacancy Report	34-37
City Travel Report	38-40
<u>Special Funds</u>	
Grants Accepted by City for Month	41
Expenditure and Revenue Explanation	42
Expenditure Projection Report	43-46
Revenue Projection Report	47-49
<u>Capital Projects</u>	
Open Capital Balance Report	50-54
<u>Other Sections</u>	
Summary of Transfer's for Month	55
Self Insurance Funds, Food Service, & OPEB	56-57
Workers Compensation Detail	58
Medical Benefits Detail and Large Claims	59-61

**CITY OF NEW HAVEN MONTHLY FINANCIAL REPORT
FISCAL YEAR 2019-2020
MONTH ENDING; FEBRUARY 2020**

	BOA APPROVED	PROJECTED	+/-
EXPENDITURES	\$556,641,051	\$560,816,136	(\$4,175,085)
REVENUE	\$556,641,051	\$554,150,951	(\$2,490,100)
BALANCE SURPLUS / (DEFICIT)			(\$6,665,185)

SUMMARY- CHANGES FROM PRIOR REPORT

Expenditures Changes

	January-20	February-20	+/-	Comments on
	Surplus / (Deficit)	Surplus / (Deficit)	Savings (Decrease) / Increase	Expenditure/Revenue Changes
Legislative Services	\$0	\$0	\$0	
Mayor's Office	\$0	\$0	\$0	
Chief Administrators Office	\$30,000	\$30,000	\$0	
Corporation Counsel	\$0	\$0	\$0	
Finance Department	\$4,000	\$4,000	\$0	
Information and Technology	\$0	\$0	\$0	
Office of Assessment	\$30,000	\$30,000	\$0	
Library	\$0	\$0	\$0	
Park's and Recreation	(\$69,905)	(\$69,905)	\$0	
City Clerk's Office	\$0	\$0	\$0	
Registrar of Voters	\$0	\$0	\$0	
Public Safety/911	\$28,772	\$28,772	\$0	
Police Department	\$127,293	\$338,293	\$211,000	Adjustment based on OT and Salary
Fire Department	(\$1,831,960)	(\$1,517,436)	\$314,524	Adjustment based on OT and Salary
Health Department	\$50,000	\$50,000	\$0	
Fair Rent	\$15,000	\$15,000	\$0	
Elderly Services	\$0	\$0	\$0	
Youth Services	\$0	\$0	\$0	
Services with Disabilities	\$0	\$0	\$0	
Community Services	\$30,000	\$30,000	\$0	
Various Organizations	\$0	\$0	\$0	
Non-Public Transportation	\$0	\$0	\$0	
Contract Reserve	\$0	\$0	\$0	
Public Works	\$242,242	\$242,242	\$0	
Engineering	\$0	\$0	\$0	
Debt Service	\$4,573,499	\$4,573,499	\$0	
Master Lease	\$0	\$0	\$0	
Rainy Day Replenishment	\$825,000	\$825,000	\$0	
Development Operating Subsidies	\$0	\$0	\$0	
City Plan	\$10,000	\$10,000	\$0	
Transportation Traffic and Parking	\$0	\$0	\$0	
Commission on Equal Opportunity	\$10,000	\$10,000	\$0	
Office of Bld, Inspect& Enforc	\$0	\$0	\$0	
Economic Development	\$0	\$0	\$0	
Livable Cities Initiatives	\$0	\$0	\$0	
Pension(s)	\$183,768	\$183,768	\$0	
Self-Insurance	(\$600,000)	(\$600,000)	\$0	
Employee Benefits	(\$851,821)	(\$913,012)	(\$61,191)	
Education	(\$6,354,939)	(\$6,354,939)	\$0	
REVENUE TOTAL	(\$4,639,417)	(\$4,175,085)	\$464,333	

**CITY OF NEW HAVEN MONTHLY FINANCIAL REPORT
FISCAL YEAR 2019-2020
MONTH ENDING; FEBRUARY 2020**

	January-20	February-20	+/- Savings (Decrease) / Increase	Comments on Expenditure/Revenue Changes
	Surplus / (Deficit)	Surplus / (Deficit)		
City Sources				
PROPERTY TAXES	\$3,789,906	\$3,789,906	\$0	
BUILDING PERMITS	\$0	\$0	\$0	
PARKING METERS	(\$700,000)	(\$700,000)	\$0	
PARKING TAGS	(\$200,000)	(\$200,000)	\$0	
OTHER LIC., PERMITS & FEES	(\$1,293,366)	(\$1,548,318)	(\$254,952)	Adjustment in TTP receipts
INVESTMENT INCOME	\$700,000	\$700,000	\$0	
RENTS & FINES	(\$250,000)	(\$250,000)	\$0	
PAYMENTS IN LIEU OF TAXES	(\$74,061)	(\$74,061)	\$0	
OTHER TAXES AND ASSESSMENTS	\$144,700	\$144,700	\$0	
MISCELLANEOUS & OTHER REVENUE	(\$4,377,448)	(\$4,377,448)	\$0	
CITY SOURCES SUB-TOTAL	(\$2,260,269)	(\$2,515,221)	(\$254,952)	
State Sources				
STATE GRANTS FOR EDUCATION	\$0	\$0	\$0	
STATE GRANTS & PILOTS	(\$174,879)	(\$174,879)	\$0	
STATE SOURCES SUB - TOTAL	(\$174,879)	(\$174,879)	\$0	
REVENUE TOTAL	(\$2,435,148)	(\$2,690,100)	(\$254,952)	

The monthly financial report is snapshot of the City's financials at a point in time. With the current COVID-19's pandemic, it's still unclear exactly how much of an impact this will have on City of New Haven's revenues and expenditures. The forecast for revenues and expenditures are expected to change over the course of the next three months. The City of New Haven could see revenue shortfalls in areas that were initially projected to hit or exceed budget earlier in the fiscal year, while unanticipated expenditures may be added in the upcoming months for departments. The City of New Haven is taking measures through controlling expenditures for the remainder of the fiscal year to minimize the budget impact of COVID-19.

GENERAL FUND SELECTED REVENUE SUMMARY
FISCAL YEAR 2019-2020

MONTH ENDING; FEBRUARY 2020

A comparison of selected revenue sources, compared to the same period in the prior fiscal year are cited below.

Intergovernmental (State) Revenue Sources (Selected) Thru February

	FY 15-16	FY 16-17	FY 17-18	FY 18-19	FY 19-20	+/-	%
Education Cost Sharing	\$71,254,762	\$35,627,381	\$106,757,143	\$71,390,924	\$71,254,762	(\$136,162)	0%
PILOT-College & Hospital	\$41,698,019	\$40,483,204	\$36,335,839	\$36,375,142	\$36,356,794	(\$18,348)	0%
PILOT-State Property	\$6,993,359	\$6,013,572	\$5,146,251	\$5,146,251	\$5,146,251	\$0	0%
PILOT-Mun. Rev Sharing in Lieu	\$0	\$14,584,940	\$14,584,940	\$15,246,372	\$15,246,372	\$0	0%
Pequot Funds	\$2,074,772	\$1,931,474	\$3,835,568	\$0	\$1,834,451	\$1,834,451	100%

City Revenue Sources (Selected) Thru February

	FY 15-16	FY 16-17	FY 17-18	FY 18-19	FY 19-20	+/-	%
Real Estate Con. Tax	\$1,603,060	\$1,258,136	\$2,312,639	\$1,163,290	\$1,675,977	\$512,686	44%
City Clerk Fee's	\$228,332	\$249,459	\$237,301	\$226,392	\$258,127	\$31,735	14%
Building Permits	\$6,111,806	\$3,920,720	\$6,479,879	\$3,837,449	\$9,076,948	\$5,239,498	137%
Parking Tags	\$3,737,494	\$4,415,383	\$3,124,105	\$2,872,526	\$4,237,472	\$1,364,946	48%
Parking Meters*	\$3,737,494	\$4,415,383	\$3,731,102	\$3,889,130	\$4,202,912	\$313,782	8%

*** PARKING METER DETAIL**

	FY 15-16	FY 16-17	FY 17-18	FY 18-19	FY 19-20	+/-	%
Other	\$0	\$0	\$1,500	\$0	\$0	\$0	0%
Meter Bags	\$425,792	\$611,093	\$439,367	\$383,508	\$348,268	(\$35,240)	-9%
Meter Coin Revenue	\$1,334,436	\$1,646,106	\$1,225,802	\$1,083,625	\$980,493	(\$103,131)	-10%
Meter Credit Card Revenue	\$1,346,337	\$1,685,273	\$1,554,511	\$1,597,554	\$1,370,227	(\$227,327)	-14%
Pay by Cell	\$579,200	\$426,929	\$470,773	\$790,698	\$1,477,394	\$686,696	87%
Voucher Revenue	\$51,729	\$45,982	\$39,149	\$33,746	\$26,530	(\$7,217)	-21%
	\$3,737,494	\$4,415,383	\$3,731,102	\$3,889,130	\$4,202,912	\$313,782	8%

****Meter bag invoicing has been delayed by software issues throughout FY20. Revenues are expected to normalize as the fiscal year progresses**

****As disclosed last month, the City is assessing the Pay-By-Cell meter revenue with Passport. As with any revenue (or expenditure), revenues change from month to month. The City is anticipating the Pay-By-Cell revenue variance will change in the upcoming months, once the final assessment is completed with the vendor.**

**GENERAL FUND REVENUE REPORT
FISCAL YEAR 2019-2020
MONTH ENDING; FEBRUARY 2020**

A B C D
C - A

Account Description	FY 2019-20 Approved Budget	FY 2019-20 Recognized as 2/28/2020	FY 2019-20 Forecasted Thru 6/30/2020	+/- Variance Positive (Negative)	Comments
Section I. General Property Taxes					
<u>Current Taxes</u>					
Real Estate	\$229,361,791	\$226,021,177	\$231,000,000	\$1,638,209	
Personal Property	\$27,932,555	\$27,674,472	\$28,800,000	\$867,445	
Motor Vehicle	\$14,808,109	\$13,952,404	\$15,100,000	\$291,891	
Supplemental Motor Vehicle	\$2,030,027	\$2,486,651	\$2,300,000	\$269,973	
Current Interest	\$1,000,000	\$525,443	\$1,200,000	\$200,000	
Tax Collection Initiatives:	\$1,177,612	\$0	\$0	(\$1,177,612)	
Sub-Total	\$276,310,094	\$270,660,147	\$278,400,000	\$2,089,906	
<u>Delinquent City Taxes</u>					
Real Estate & Personal Property	\$1,650,000	\$2,204,673	\$2,900,000	\$1,250,000	
Interest & Penalties	\$600,000	\$591,178	\$1,050,000	\$450,000	
Sub-Total	\$2,250,000	\$2,795,851	\$3,950,000	\$1,700,000	
Sec I. Property Taxes Total	\$278,560,094	\$273,455,998	\$282,350,000	\$3,789,906	

**GENERAL FUND REVENUE REPORT
FISCAL YEAR 2019-2020
MONTH ENDING; FEBRUARY 2020**

Account Description	A	B	C	D	Comments
	FY 2019-20 Approved Budget	FY 2019-20 Recognized as 2/28/2020	FY 2019-20 Forecasted Thru 6/30/2020	+/- Variance C - A Positive (Negative)	
Section II. State Grants					
State Grants for Education					
Education Cost Sharing	\$142,509,525	\$71,254,762	\$142,509,525	\$0	
Special Education Reimbursement	\$0	\$0	\$0	\$0	
State Aid for Constr. & Reconst	\$3,732,020	\$0	\$3,732,020	\$0	
Health Svc-Non-Public Schools	\$35,000	\$0	\$35,000	\$0	
School Transportation	\$0	\$0	\$0	\$0	
Education, Legally Blind	\$0	\$0	\$0	\$0	
Sub-Total	\$146,276,545	\$71,254,762	\$146,276,545	\$0	
City PILOT and State Grants					
PILOT: State Property	\$5,146,251	\$5,146,251	\$5,146,251	\$0	
PILOT: Colleges & Hospitals	\$36,545,385	\$36,356,794	\$36,356,794	(\$188,591)	
Distressed Cities Exemption	\$0	\$14,711	\$14,711	\$14,711	
Tax Relief for the Elderly-Freeze	\$0	\$0	\$0	\$0	
Homeowners Tax Relief-Elderly Cir	\$0	\$0	\$0	\$0	
Tax Abatement	\$0	\$0	\$0	\$0	
Reimb.-Low Income Veterans	\$50,000	\$42,508	\$50,000	\$0	
Reimb. - Disabled	\$10,000	\$9,001	\$9,001	(\$999)	
Pequot Funds	\$5,503,352	\$1,834,451	\$5,503,352	\$0	
Telecommunications Property Tax	\$625,000	\$25,358	\$625,000	\$0	
Town Aid: Roads	\$1,245,504	\$0	\$1,245,504	\$0	
Agriculture Rents and Taxes	\$0	\$0	\$0	\$0	
Municipal Revenue Sharing/PILOT	\$15,246,372	\$15,246,372	\$15,246,372	\$0	
Motor Vehicle Tax Reduction PILOT	\$0	\$0	\$0	\$0	
Grants for Municipal Projects	\$0	\$0	\$0	\$0	
Municipal stabilization grant	\$1,675,450	\$1,675,450	\$1,675,450	\$0	
Grants for Municipal Projects	\$1,336,123	\$0	\$1,336,123	\$0	
Municipal Gaming Revenue	\$0	\$0	\$0	\$0	
Off Track Betting	\$450,000	\$243,374	\$450,000	\$0	
Sub-Total	\$67,833,437	\$60,594,270	\$67,658,558	(\$174,879)	
Section II State Grants Total	\$214,109,982	\$131,849,032	\$213,935,103	(\$174,879)	

**GENERAL FUND REVENUE REPORT
FISCAL YEAR 2019-2020
MONTH ENDING; FEBRUARY 2020**

Account Description	A	B	C	D	Comments
	FY 2019-20 Approved Budget	FY 2019-20 Recognized as 2/28/2020	FY 2019-20 Forecasted Thru 6/30/2020	C - A +/- Variance Positive (Negative)	
Section III. License, Permits, & Fees					
Other Agencies	\$35,000	\$38,896	\$38,896	\$3,896	
Maps/Bid Documents	\$2,000	\$1,378	\$1,378	(\$622)	
Office of Technology	\$2,000	\$750	\$750	(\$1,250)	
Parks Lighthouse (Admission & Coi	\$70,000	\$46,218	\$46,218	(\$23,782)	
Park Dept.-Carousel & Bldng	\$1,000	\$1,097	\$1,097	\$97	
Park Dept.-Other Fees	\$70,000	\$36,020	\$36,020	(\$33,980)	
Town Clerk/City Clerk	\$350,000	\$258,127	\$350,000	\$0	
Police Service	\$100,000	\$83,049	\$100,000	\$0	
Police - Animal Shelter	\$4,500	\$5,232	\$5,232	\$732	
Police-General Fingerprinting	\$150,000	\$0	\$0	(\$150,000)	
Police - Towing	\$200,000	\$0	\$0	(\$200,000)	
Fire Service	\$80,000	\$35,381	\$35,381	(\$44,619)	
Fire Service Emergency Response	\$250,000	\$75,804	\$75,804	(\$174,196)	
Fire Services-Vacant Building	\$200,000	\$0	\$0	(\$200,000)	
Health Services	\$345,500	\$56,957	\$345,500	\$0	
School Based Health Clinic Permit	\$325,000	\$0	\$0	(\$325,000)	
Registrar of Vital Stats.	\$630,000	\$416,877	\$630,000	\$0	
P.W.-Public Space Lic./Permits	\$145,000	\$77,893	\$145,000	\$0	
Public Works Evictions	\$3,500	\$2,158	\$3,500	\$0	
Public Works Bulk Trash	\$11,000	\$6,273	\$11,000	\$0	
Residential Parking	\$100,000	\$0	\$0	(\$100,000)	
Traffic & Parking/Meter Receipts	\$7,000,000	\$4,237,472	\$6,300,000	(\$700,000)	
TT&P Permits	\$300,000	\$0	\$0	(\$300,000)	
Building Inspections	\$17,900,000	\$9,076,948	\$17,900,000	\$0	
Permit and License Center OBIE	\$65,000	\$26,856	\$65,000	\$0	
High School Athletics	\$35,000	\$35,406	\$35,406	\$406	
LCI Ticket Collections	\$50,000	\$43,390	\$50,000	\$0	
Engineer's Cost Recovery	\$7,500	\$0	\$7,500	\$0	
Sec. III Lic., Permits, Fees Total	\$28,432,000	\$14,541,980	\$26,183,682	(\$2,248,318)	

Section IV. Interest Income

Section IV. Interest Income Total	\$700,000	\$973,656	\$1,400,000	\$700,000
------------------------------------------	------------------	------------------	--------------------	------------------

Section V. Rents and Fines

Received from Rents

Parks Employee Rents	\$6,300	\$6,825	\$6,300	\$0
Misc. Comm Dev Rent	\$15,000	\$6,785	\$15,000	\$0
Coliseum Lots	\$240,000	\$180,000	\$240,000	\$0
Parking Space Rental	\$3,000	\$2,200	\$3,000	\$0
Sub-Total	\$264,300	\$197,810	\$264,300	\$0

Received from Fines

Superior Court	\$50,000	\$39,009	\$50,000	\$0
Parking Tags	\$5,000,000	\$2,917,030	\$4,800,000	(\$200,000)
Police False Alarm	\$200,000	\$51,354	\$150,000	(\$50,000)
P.W. Public Space Violations	\$8,000	\$1,075	\$8,000	\$0
Sub-Total	\$5,258,000	\$3,008,468	\$5,008,000	(\$250,000)

Section V. Rents and Fine Total	\$5,522,300	\$3,206,278	\$5,272,300	(\$250,000)
----------------------------------------	--------------------	--------------------	--------------------	--------------------

**GENERAL FUND REVENUE REPORT
FISCAL YEAR 2019-2020
MONTH ENDING; FEBRUARY 2020**

Account Description	A FY 2019-20 Approved Budget	B FY 2019-20 Recognized as 2/28/2020	C FY 2019-20 Forecasted Thru 6/30/2020	D C - A +/- Variance Positive (Negative)	Comments
Section VI. Other Revenues					
<u>Payment in Lieu of Taxes (PILOT)</u>					
So Central Regional Water Auth.	\$1,091,275	\$0	\$1,091,275	\$0	
Parking Authority PILOTS	\$45,000	\$40,041	\$45,000	\$0	
Eastview PILOT	\$29,000	\$32,939	\$32,939	\$3,939	
Trinity Housing	\$75,000	\$23,929	\$75,000	\$0	
NHPA : PILOT	\$2,600,000	\$0	\$2,600,000	\$0	
GNHWPCA:PILOT	\$608,400	\$304,200	\$608,400	\$0	
52 Howe Street	\$65,000	\$81,313	\$65,000	\$0	
Ninth Square	\$635,000	\$608,852	\$557,000	(\$78,000)	
Farnham Court PILOT	\$30,000	\$0	\$30,000	\$0	
Temple Street Arcade	\$0	\$0	\$0	\$0	
Sub-Total	\$5,178,675	\$1,091,274	\$5,104,614	(\$74,061)	
<u>Other Taxes and Assessments</u>					
Real Estate Conveyance Tax	\$1,900,000	\$1,675,977	\$2,100,000	\$200,000	
Yale Fire Services	\$3,300,000	\$3,244,700	\$3,244,700	(\$55,300)	
Air Rights Garage	\$175,000	\$32,000	\$175,000	\$0	
Sub-Total	\$5,375,000	\$4,952,677	\$5,519,700	\$144,700	
<u>Miscellaneous</u>					
Controllers Miscellaneous Revenue	\$750,000	\$0	\$750,000	\$0	
BABS Revenue	\$500,000	\$243,374	\$350,000	(\$150,000)	
Personal Motor Vehicle Reimburse	\$13,000	\$5,306	\$13,000	\$0	
Neighborhood Preservation Loan	\$0	\$959	\$0	\$0	
Sub-Total	\$1,263,000	\$249,638	\$1,113,000	(\$150,000)	
<u>Other Revenues</u>					
Liquidation of Grove Street Trust	\$0	\$0	\$0	\$0	
Voluntary Payments	\$11,100,000	\$110,627	\$11,100,000	\$0	
Revenue Initiative	\$4,900,000	\$0	\$400,000	(\$4,500,000)	
Bond Premium	\$0	\$0	\$0	\$0	
Sale of Fixed Assets	\$1,100,000	\$1,372,552	\$1,372,552	\$272,552	
Police Vehicle Extra Duty	\$400,000	\$185,430	\$400,000	\$0	
Sub-Total	\$17,500,000	\$1,668,609	\$13,272,552	(\$4,227,448)	
Section VI. Other Revenue Total	\$29,316,675	\$7,962,198	\$25,009,866	(\$4,306,809)	
General Fund Revenue Total	\$556,641,051	\$431,989,141	\$554,150,951	(\$2,490,100)	
Transfers From Other Sources	\$0	\$0	\$0	\$0	
Grand Total of FY 2019-20 GF Revenue	\$556,641,051	\$431,989,141	\$554,150,951	(\$2,490,100)	

**GENERAL FUND REVENUE REPORT
FISCAL YEAR 2019-2020
MONTH ENDING; FEBRUARY 2020**

	A	B	C	D C - A	
Account Description	FY 2019-20 Approved Budget	FY 2019-20 Recognized as 2/28/2020	FY 2019-20 Forecasted Thru 6/30/2020	+/- Variance Positive (Negative)	Comments

City Clerk Document Preservation 1000-20706 - July 2019 to June 2020

Start of Year Balance	Year to Date Revenue	Year to Date Expenditures	Current Balance
73,294	23,648	(1,867)	95,075

<u>Expenditure Summary</u>		<u>Revenue Summary</u>	
Vendor	Amount Paid	Start of Year	72,714
Dupont Storage Systems (Special land records projects)	303	Deposits:	
Dupont Storage Systems (Special land records projects)	1,564	July	1,749
		August	2,137
**Correction to vendor payments for previous months		September	1,641
\$24K to Dupont was reversed		October	12,025
		November	1,637
		December	1,869
		January	1,382
		February	1,208
		March	0
		April	0
		May	0
		June	0

REVENUE SUMMARY ANALYSIS AND TAX COLLECTIONS

**FISCAL YEAR 2019-2020
MONTH ENDING; FEBRUARY 2020**

	{A}	{B}	{C}	{D}	{E}	{F}	{G}
	FY 15-16	FY 16-17	FY 17-18	FY 18-19	FY 19-20	{E - D}	FY 19-20
	Thru 2/29/16	Thru 2/28/17	Thru 2/28/18	Thru 2/28/19	Thru 2/29/20	Fy 20 Vs 19	Budget
						YTD +/-	
CITY SOURCES							
PROPERTY TAXES	\$244,735,154	\$243,731,371	\$245,754,896	\$273,952,129	\$273,455,998	(\$496,131)	\$278,560,094
LICENSES, PERMITS & FEES	\$11,860,852	\$9,369,678	\$11,335,999	\$8,954,618	\$14,541,980	\$5,587,362	\$28,432,000
INVESTMENT INCOME	\$75,953	\$182,756	\$542,080	\$1,201,410	\$973,656	(\$227,754)	\$700,000
RENTS & FINES	\$3,559,161	\$3,175,680	\$3,442,503	\$3,120,399	\$3,206,278	\$85,879	\$5,522,300
PAYMENTS IN LIEU OF TAXES	\$1,274,230	\$1,292,070	\$1,452,861	\$493,438	\$1,091,274	\$597,836	\$5,178,875
OTHER TAXES AND ASSESSMENTS	\$4,422,583	\$4,042,746	\$5,152,699	\$3,995,290	\$4,952,677	\$957,387	\$5,375,000
MISCELLANEOUS & OTHER REVENUE	\$2,497,859	\$2,650,137	\$1,607,620	\$3,253,413	\$1,918,247	(\$1,335,166)	\$19,213,000
CITY SOURCES SUB-TOTAL	\$268,425,792	\$264,444,438	\$269,188,658	\$294,970,697	\$300,140,109	\$5,169,412	\$342,981,089
STATE SOURCES							
STATE GRANTS FOR EDUCATION	\$75,875,663	\$40,998,940	\$112,173,977	\$76,268,495	\$71,254,762	(\$5,013,733)	\$146,276,545
STATE GRANTS & PILOTS	\$52,899,831	\$67,176,389	\$61,756,947	\$59,174,601	\$60,594,270	\$1,419,669	\$67,383,437
STATE SOURCES SUB-TOTAL	\$128,775,494	\$108,175,329	\$173,930,924	\$135,443,096	\$131,849,032	(\$3,594,064)	\$213,659,982
GRAND TOTAL	\$397,201,286	\$372,619,767	\$443,119,582	\$430,413,793	\$431,989,141	\$1,575,348	\$556,641,051

**SUMMARY OF TAX COLLECTIONS
FISCAL YEAR 2019-2020
MONTH ENDING; FEBRUARY 2020**

SUMMARY OF TAX COLLECTIONS

Collection Date	Fiscal Year 2015-16 Collections 2/26/2016	Fiscal Year 2016-17 Collections 3/3/2017	Fiscal Year 2017-18 Collections 3/2/2018	Fiscal Year 2018-19 Collections 3/1/2019	Fiscal Year 2019-20 Collections 2/28/2020	Fiscal Year 2019-20 Budget	FY 2019-20 % Collected
<u>I. Current Taxes</u>							
Real Estate	\$201,177,489	\$200,805,376	\$204,424,930	\$227,270,173	\$226,021,177	\$229,361,791	99%
Personal Property	\$25,922,221	\$25,963,771	\$24,926,330	\$27,351,031	\$27,674,472	\$27,932,555	99%
Motor Vehicle	\$13,140,789	\$11,823,231	\$11,290,377	\$13,833,592	\$13,952,404	\$14,808,109	94%
Supplemental MV	\$2,080,345	\$2,183,775	\$2,053,916	\$2,534,887	\$2,486,651	\$2,030,027	122%
Current Interest	\$503,987	\$537,039	\$471,313	\$535,562	\$525,443	\$1,000,000	53%
Tax Initiative	\$0	\$0	\$0	\$0	\$0	\$1,177,612	0%
Sub-Total	\$242,824,831	\$241,313,192	\$243,166,866	\$271,525,245	\$270,660,147	\$276,310,094	98%
<u>II. Delinquent Collections</u>							
Delinquent Taxes	\$335,833	\$1,887,524	\$2,057,122	\$1,900,867	\$2,204,673	\$1,650,000	134%
Delinquent Interest	\$481,251	\$530,855	\$680,197	\$526,017	\$591,178	\$600,000	99%
Sub-Total	\$817,084	\$2,418,179	\$2,737,319	\$2,426,884	\$2,795,851	\$2,250,000	124%
Grand Total Collections	\$243,641,915	\$243,731,371	\$245,904,185	\$273,952,129	\$273,455,998	\$278,560,094	98%

GENERAL FUND SELECTED EXPENDITURE PROJECTION

FISCAL YEAR 2019-2020

MONTH ENDING; FEBRUARY 2020

A comparison of selected department's gross overtime and expenditures compared to the same period in the prior year are cited below.

Selected Department(s) Gross Overtime

	FY 16-17	FY 17-18	FY 18-19	FY 19-20	+/-	%
Fire gross of	\$2,178,407	\$2,634,285	\$2,158,334	\$3,280,929	\$1,122,595	52%
Parks gross of	\$261,360	\$265,991	\$231,704	\$277,362	\$45,678	20%
Police gross of	\$5,052,256	\$5,096,742	\$5,796,498	\$5,975,115	\$178,617	3%
PW gross of	\$611,545	\$642,896	\$560,478	\$598,821	\$38,343	7%
PS Comm of	\$586,833	\$814,745	\$531,485	\$630,522	\$99,037	19%
Total	\$8,690,401	\$9,254,659	\$9,278,498	\$10,762,769	\$23,839	0%

Selected Department(s) Expense Roll-Up Summary

Finance	Budget	FY 20 Projected	+/-	Comment
Salary	\$4,239,271	\$4,224,271	\$15,000	Vacancy Savings
Overtime	\$2,500	\$13,500	(\$11,000)	
Other Personnel Cost	\$650	\$650	\$0	
Utility	\$0	\$0	\$0	
Non-Personnel	\$7,335,153	\$7,335,153	\$0	
Total	\$11,577,574	\$11,573,574	\$4,000	

Parks	Budget	FY 20 Projected	+/-	Comment
Salary	\$4,006,972	\$4,046,972	(\$40,000)	
Overtime	\$264,000	\$333,905	(\$79,905)	
Other Personnel Cost	\$23,000	\$23,000	\$0	
Utility	\$0	\$0	\$0	
Non-Personnel	\$435,100	\$385,100	\$50,000	
Total	\$4,719,072	\$4,788,977	(\$69,905)	

PS Communications	Budget	FY 20 Projected	+/-	Comment
Salary	\$3,282,032	\$2,957,032	\$325,000	
Overtime	\$250,000	\$515,978	(\$265,978)	
Other Personnel Cost	\$48,500	\$78,750	(\$30,250)	
Utility	\$0	\$0	\$0	
Non-Personnel	\$3,000	\$3,000	\$0	
Total	\$3,583,532	\$3,554,760	\$28,772	

Police	Budget	FY 20 Projected	+/-	Comment
Salary	\$32,927,607	\$30,000,000	\$2,927,607	Included raises in CBA
Overtime	\$5,550,000	\$8,250,000	(\$2,700,000)	
Other Personnel Cost	\$474,150	\$363,473	\$110,677	
Utility	\$0	\$0	\$0	
Non-Personnel	\$2,580,773	\$2,580,773	\$0	
Total	\$41,532,530	\$41,194,246	\$338,284	

GENERAL FUND SELECTED EXPENDITURE PROJECTION

FISCAL YEAR 2019-2020

MONTH ENDING; FEBRUARY 2020

A comparison of selected department's gross overtime and expenditures compared to the same period in the prior year are cited below.

Selected Department(s) Expense Roll-Up Summary

Fire	Budget	FY 20 Projected	+/-	Comment
Salary	\$27,546,852	\$26,694,288	\$852,564	Adjusted salaries and position vacancies for second half of the year
Overtime	\$2,169,000	\$4,600,000	(\$2,431,000)	Using 70K a week for OT
Other Personnel Cost	\$2,643,300	\$2,582,300	\$61,000	Savings in other personnel cost
Utility	\$0	\$0	\$0	
Non-Personnel	\$1,338,295	\$1,338,295	\$0	
Total	\$33,697,447	\$35,214,883	(\$1,517,436)	

Health	Budget	FY 20 Projected	+/-	Comment
Salary	\$3,804,478	\$3,754,478	\$50,000	Vacancy Savings
Overtime	\$50,000	\$70,000	(\$20,000)	
Other Personnel Cost	\$11,000	\$11,000	\$0	
Utility	\$0	\$0	\$0	
Non-Personnel	\$196,529	\$178,529	\$20,000	
Total	\$4,062,007	\$4,012,007	\$50,000	

Public Works	Budget	FY 20 Projected	+/-	Comment
Salary	\$6,865,842	\$6,150,000	\$515,842	
Overtime	\$826,400	\$800,000	\$26,400	
Other Personnel Cost	\$80,400	\$80,400	\$0	
Utility	\$0	\$0	\$0	
Non-Personnel	\$4,807,750	\$5,107,750	(\$300,000)	
Total	\$12,380,392	\$12,138,150	\$242,242	

**GENERAL FUND EXPENDITURE REPORT
FISCAL YEAR 2019-2020
MONTH ENDING; FEBRUARY 2020**

City Agency	A	B	C	D	E	F	G	H
	FY 2019-20 Approved Budget	FY 2019-20 Revised Budget	FY 2019-20 YTD Expenditures	FY 2019-20 Committed Encumbered	FY 2019-20 Total YTD Expenditures	FY 2019-20 % Budget Expended	FY 2019-20 Forecasted Thru 6/30/2020	+/- Variance Positive (Negative)
Legislative Services	\$989,413	\$989,413	\$514,435	\$138,984	\$653,420	66%	\$989,413	\$0
Mayor's Office	\$1,057,042	\$1,057,042	\$934,614	\$113,080	\$1,047,694	99%	\$1,057,042	\$0
Chief Administrators Office	\$1,979,784	\$1,979,784	\$1,294,868	\$136,023	\$1,430,891	72%	\$1,949,784	\$30,000
Corporation Counsel	\$2,773,392	\$2,773,392	\$1,492,472	\$563,166	\$2,055,638	74%	\$2,773,392	\$0
Finance Department	\$11,577,574	\$11,577,574	\$8,272,748	\$1,274,875	\$9,547,623	82%	\$11,573,574	\$4,000
Information and Technology	\$0	\$0	\$0	\$0	\$0	0%	\$0	\$0
Office of Assessment	\$833,258	\$833,258	\$430,393	\$7,334	\$437,726	53%	\$803,258	\$30,000
Central Utilities	\$7,660,144	\$7,660,144	\$3,558,413	\$3,877,802	\$7,436,215	97%	\$7,660,144	\$0
Library	\$4,067,393	\$4,067,393	\$2,508,693	\$527,426	\$3,036,119	75%	\$4,067,393	\$0
Park's and Recreation	\$4,719,072	\$4,719,072	\$3,167,434	\$125,810	\$3,293,244	70%	\$4,788,977	(\$69,905)
City Clerk's Office	\$453,530	\$453,530	\$252,389	\$38,498	\$290,888	64%	\$453,530	\$0
Registrar of Voters	\$1,050,666	\$1,050,666	\$555,195	\$103,545	\$658,740	63%	\$1,050,666	\$0
Public Safety/911	\$3,583,532	\$3,583,532	\$2,215,950	\$0	\$2,215,950	62%	\$3,554,760	\$28,772
Police Department	\$41,532,539	\$41,532,539	\$25,473,361	\$596,968	\$26,070,329	63%	\$41,194,246	\$338,293
Fire Department	\$33,697,447	\$33,697,447	\$23,631,484	\$244,434	\$23,875,918	71%	\$35,214,883	(\$1,517,436)
Health Department	\$4,062,007	\$4,062,007	\$2,329,478	\$58,844	\$2,388,321	59%	\$4,012,007	\$50,000
Fair Rent	\$127,400	\$127,400	\$57,374	\$250	\$57,624	45%	\$112,400	\$15,000
Elderly Services	\$783,295	\$783,295	\$476,745	\$157,204	\$633,949	81%	\$783,295	\$0
Youth Services	\$1,210,250	\$1,210,250	\$1,147,330	\$20,206	\$1,167,536	96%	\$1,210,250	\$0
Services with Disabilities	\$98,604	\$98,604	\$63,525	\$4,498	\$68,023	69%	\$98,604	\$0
Community Services	\$2,947,648	\$2,947,648	\$1,336,964	\$1,088,592	\$2,425,556	82%	\$2,917,648	\$30,000
Vacancy Savings	(\$1,090,367)	(\$1,090,367)	\$0	\$0	\$0	0%	\$0	(\$1,090,367)
Various Organizations	\$1,228,094	\$1,228,094	\$395,878	\$400,000	\$795,878	65%	\$1,228,094	\$0
Non-Public Transportation	\$790,000	\$790,000	\$96,790	\$0	\$96,790	12%	\$790,000	\$0
Contract Reserve	\$3,300,000	\$3,300,000	\$1,952,594	\$0	\$1,952,594	59%	\$3,300,000	\$0
Public Works	\$12,380,392	\$12,380,392	\$7,152,071	\$1,881,234	\$9,033,305	73%	\$12,138,150	\$242,242
Engineering	\$3,254,634	\$3,254,634	\$1,781,832	\$1,020,806	\$2,802,438	86%	\$3,254,634	\$0
Debt Service	\$48,674,689	\$48,674,689	\$47,018,680	\$0	\$47,018,680	97%	\$44,101,190	\$4,573,499
Master Lease	\$628,000	\$628,000	\$628,000	\$0	\$628,000	100%	\$628,000	\$0
Fund Bal. Replenishment	\$900,000	\$900,000	\$0	\$0	\$0	0%	\$75,000	\$825,000
Development Operating Sub.	\$675,000	\$675,000	\$325,000	\$50,000	\$375,000	56%	\$675,000	\$0
City Plan	\$603,106	\$603,106	\$381,798	\$14,762	\$396,560	66%	\$593,106	\$10,000
Transportation Traffic/Parking	\$3,539,498	\$3,539,498	\$1,616,676	\$487,944	\$2,104,620	59%	\$3,539,498	\$0
Commission on Equal Op.	\$223,751	\$223,751	\$132,185	\$550	\$132,735	59%	\$213,751	\$10,000
Office of Bld, Inspect& Enforc	\$1,125,333	\$1,125,333	\$744,151	\$18,174	\$762,325	68%	\$1,125,333	\$0
Economic Development	\$1,533,021	\$1,533,021	\$1,018,587	\$84,583	\$1,103,171	72%	\$1,533,021	\$0
Livable Cities Initiatives	\$827,676	\$827,676	\$530,718	\$19,742	\$550,460	67%	\$827,676	\$0
Pension(s)	\$66,034,327	\$66,034,327	\$63,927,073	\$0	\$63,927,073	97%	\$65,850,559	\$183,768
Self-Insurance	\$5,000,000	\$5,000,000	\$4,905,137	\$0	\$4,905,137	98%	\$5,600,000	(\$600,000)
Employee Benefits	\$93,591,210	\$93,591,210	\$59,196,048	\$329,813	\$59,525,860	64%	\$94,504,222	(\$913,012)
Board of Education	\$188,218,697	\$188,218,697	\$105,195,170	\$42,579,935	\$147,775,106	79%	\$194,573,636	(\$6,354,939)
Total Expenditures	\$556,641,051	\$556,641,051	\$376,712,050	\$55,964,885	\$432,676,935	77.73%	\$560,816,136	(\$4,175,085)

**GENERAL FUND EXPENDITURE REPORT
FISCAL YEAR 2019-2020
MONTH ENDING; FEBRUARY 2020**

VARIOUS DEPARTMENTAL BREAKDOWNS

Agency	Approved	Revised	Y-T-D	Y-T-D	Y-T-D	% of	Total Projected	+/-
Name	Budget	Budget	Expenditures	Encumbered	Total Expenditure	Budget Expended	Expenditures	Bud VS Total
<u>Debt Service</u>								
Principal	23,255,000	23,255,000	20,216,895	0	20,216,895	87%	20,125,841	3,129,159
Interest	30,419,689	30,419,689	26,801,790	0	26,801,790	88%	28,275,349	2,144,340
Tans Interest	0	0	0	0	0	100%	0	0
Contractual Services	0	0	(5)	0	(5)	100%	0	0
Tans Premium	0	0	0	0	0	100%	0	0
FCAF (School Const. Inte	0	0	0	0	0	100%	700,000	(700,000)
Premium & Refunding	(5,000,000)	(5,000,000)	0	0	0	0%	(5,000,000)	0
Sub-Total	48,674,689	48,674,689	47,018,680	0	47,018,680	97%	44,101,190	4,573,499
<u>Operating Subsidies</u>								
Tweed NH Airport	325,000	325,000	325,000	0	325,000	100%	325,000	0
CT Open	0	0	0	0	0	0%	0	0
Regional Comm (AMR)	0	0	0	0	0	0%	0	0
New Haven Works	0	0	0	0	0	0%	0	0
US Census	50,000	50,000	0	50,000	50,000	100%	50,000	0
Market New Haven	300,000	300,000	0	0	0	0%	300,000	0
Sub-Total	675,000	675,000	325,000	50,000	375,000	56%	675,000	0
<u>Pension</u>								
Fica and Medicare	4,700,000	4,700,000	2,931,268	0	2,931,268	62%	4,700,000	0
City & BOE Pensions	22,521,339	22,221,339	22,221,339	0	22,221,339	100%	22,221,339	0
Police and Fire Pension	38,629,220	38,629,220	38,629,220	0	38,629,220	100%	38,629,220	0
State Teachers Subsidy	183,768	183,768	0	0	0	0%	0	183,768
Executive Mgmt. Pension	0	300,000	145,246	0	145,246	48%	300,000	0
Sub-Total	66,034,327	66,034,327	63,927,073	0	63,927,073	97%	65,850,559	183,768
<u>Self Insurance</u>								
City Self Insurance Policie	2,500,000	2,500,000	2,980,137	0	2,980,137	119%	3,100,000	(600,000)
City General Litigation Acr	2,500,000	2,500,000	1,925,000	0	1,925,000	77%	2,500,000	0
Sub-Total	5,000,000	5,000,000	4,905,137	0	4,905,137	98%	5,600,000	(600,000)
<u>Employee Benefits</u>								
Life Insurance	730,000	730,000	730,000	0	730,000	100%	730,000	0
Health Insurance	83,668,210	83,668,210	51,481,131	0	51,481,131	62%	83,600,000	68,210
Workers Comp Contract	1,000,000	1,000,000	550,297	329,813	880,110	88%	1,000,000	0
Workers Comp Pay.	6,500,000	6,500,000	5,175,000	0	5,175,000	80%	7,745,794	(1,245,794)
Perfect Attendance	18,000	18,000	13,475	0	13,475	75%	18,000	0
Longevity	690,000	690,000	650,428	0	650,428	94%	650,428	39,572
Unemployment	355,000	355,000	190,716	0	190,716	54%	355,000	0
Reserve Lump Sum	225,000	225,000	0	0	0	0%	0	225,000
GASB (Opeb)	405,000	405,000	405,000	0	405,000	100%	405,000	0
Sub-Total	93,591,210	93,591,210	59,196,048	329,813	59,525,860	64%	94,504,222	(913,012)



Fiscal Year 2019-20
Education Operating Fund Forecast (General Fund)

Monthly Financial Report (Unaudited) as of February 10, 2020

Account Descriptions	2019/20 Approved Budget (A)	YTD Actuals (B)	YTD % Expended	Encumbrances (C)	Available (A-B+C)	As of 11/01/19		Current Projection-1/13/20		Current Projection-2/10/20	
						Full-Year Expenditure Forecast as of 11/01/2019 (D)	Full Year Variance (A-D)	Full-Year Expenditure Forecast as of 01/13/20 (E)	Full Year Variance (A-E)	Full-Year Expenditure Forecast as of 01/13/20 (F)	Full Year Variance (A-F)
Salary and Wages											
Teacher Full-Time	\$73,666,678	\$36,383,081	48.04%	\$0	\$36,273,697	81,378,007	(\$7,721,329)	\$79,609,968	(\$5,863,280)	\$79,974,879	(\$6,318,201)
Admin & Management Full-Time	\$15,006,026	\$8,087,874	60.56%	\$0	\$6,918,151	18,473,187	(\$3,467,172)	\$18,283,122	(\$3,287,067)	\$18,477,984	(\$3,471,869)
Paraprofessionals	\$3,444,881	\$1,862,464	54.06%	\$0	\$1,582,427	3,874,711	(\$229,830)	\$4,002,092	(\$557,211)	\$4,049,579	(\$604,898)
Support Staff Full-Time	\$12,855,676	\$5,829,863	45.35%	\$0	\$7,026,013	11,201,331	\$1,654,345	\$11,278,738	\$1,576,940	\$11,158,251	\$1,697,425
Part Time & Seasonal	\$3,508,463	\$1,268,686	36.16%	\$0	\$2,239,787	2,670,158	\$639,297	\$2,738,339	\$770,114	\$2,786,589	\$721,884
Substitutes	\$1,850,000	\$610,393	36.99%	\$0	\$1,039,607	1,665,787	(\$15,787)	\$1,666,787	(\$15,787)	\$1,842,635	\$7,365
Overtime, Benefits, Other	\$3,620,000	\$845,067	23.34%	\$20,410	\$2,754,523	4,088,338	(\$488,336)	\$3,586,477	\$34,523	\$3,604,903	\$15,097
Total Salaries and Benefits	\$113,741,713	\$54,887,198	48.25%	\$20,410	\$58,834,105	123,351,525	(\$9,609,812)	\$121,073,511	(\$7,331,798)	\$121,694,820	(\$7,953,107)
Supplies and Services											
Instructional Supplies	\$3,253,186	\$1,566,143	48.76%	\$1,038,562	\$628,471	4,021,184	(\$768,018)	\$2,769,895	\$483,471	\$2,684,847	\$588,519
Tuition	\$19,302,634	\$8,131,886	42.13%	\$13,867,826	(\$2,696,878)	17,942,891	\$1,359,743	\$18,999,513	\$303,121	\$18,073,313	\$229,321
Utilities	\$10,782,200	\$3,351,972	31.09%	\$6,840,969	\$789,269	10,781,262	\$938	\$9,998,282	\$783,938	\$9,855,434	\$926,766
Transportation	\$25,365,866	\$715,517	2.82%	\$27,237,768	(\$2,587,417)	24,572,335	\$793,531	\$25,998,583	(\$632,717)	\$25,916,798	(\$549,932)
Maintenance, Property, Custodial	\$2,814,285	\$944,047	33.54%	\$1,265,160	\$605,078	2,143,132	\$671,153	\$2,088,513	\$725,772	\$2,258,215	\$558,070
Other Contractual Services	\$12,958,833	\$8,066,137	62.24%	\$6,164,795	(\$1,272,099)	13,820,716	(\$861,883)	\$13,234,485	(\$275,652)	\$13,081,409	(\$132,576)
Total Supplies and Services	\$74,478,984	\$22,795,502	30.61%	\$56,215,068	(\$4,533,586)	73,281,820	\$1,195,464	\$73,089,051	\$1,987,933	\$72,678,816	\$1,598,168
General Fund Totals	\$188,218,697	\$77,682,700	41.27%	\$56,235,478	\$54,300,519	198,633,045	(\$8,414,348)	\$194,182,562	(\$5,943,865)	\$194,573,636	(\$6,354,939)



NEW HAVEN PUBLIC SCHOOLS

**Fiscal Year 2019-20
Education Operating Fund Forecast (General Fund)**

Monthly Financial Report (Unaudited) as of February 10, 2020

Key changes in deficit forecast:

1. Full-year outlook for teacher and administrative/management salaries deteriorated as vacancies continued to be filled in January.
2. Other contractual services outlook improved after an amendment to one contract and the elimination of a duplicate legal services purchase order.
3. Utilities outlook continued to improve

Additional mitigation items currently being validated (dollar values are estimates):

1. Further opportunities to ensure expenses have been correctly coded to their appropriate grants (\$1.4MM)
2. Further reductions in transportation (\$1.0MM)
3. Hiring freeze, effective 1/1/2020, on GF-funded positions that are not essential to school operations (\$0.8MM)
4. Savings on turnover in certified staff since 7/1/2019 (\$0.4MM)
5. Potential further savings in utilities, subs and overtime, but too early in year to determine value

NEW HAVEN POLICE DEPARTMENT MONTH ENDING; FEBRUARY 2020

Vacancies Count through February 29, 2020

Sworn Position Count through February 29, 2020

Title	FY 2017-18	FY 2018-19	FY 2019-20	Total Positions	Filled	Vacant
Police Chief	0	0	0	1	1	0
Assistant Chiefs	0	0	1	4	3	1
Police Captain	3	2	3	4	1	3
Police Captain (\$1.00)	0	2	1	1	0	1
Police Lieutenant	0	0	6	20	14	6
Police Sergeant	2	9	18	57	41	16
Police Detective	5	11	9	61	52	9
Police Officer	38	52	54	283	229	54
Police Officer (\$1.00)	27	27	3	3	0	3
Total	75	103	83	494	341	83

**\$1.00= position in the approved budget as \$1.00 place holders

**\$1.00= position in the approved budget as \$1.00 place holders

OVERALL DEPARTMENT DEMOGRAPHICS

ETHNICITY	ASIAN	BLACK	HISPANIC	INDIAN	WHITE	OTHER	TOTAL
FEMALE	1	32	19	0	42	0	94
MALE	3	54	61	0	183	0	301
TOTAL	4	86	80	0	225	0	395
PERCENTAGE	1%	22%	20%	0%	57%	0%	100%

AGE RANGES	FEMALE	MALE	TOTAL	PCT
18-29	14	53	67	17%
30-40	38	130	168	43%
41-50	23	79	102	26%
>50	19	39	58	15%
TOTAL	94	301	395	100%

RESIDENCY COUNT	NEW HAVEN	HAMDEN	EAST HAVEN	WEST HAVEN	BRANFORD	OTHER CITIES/TOWNS
OVERALL DEPT	70	47	26	21	16	215
	18%	12%	7%	5%	4%	54%

**NEW HAVEN POLICE DEPARTMENT
MONTH ENDING; FEBRUARY 2020**

ACTIVE SWORN PERSONNEL DEMOGRAPHICS

EMPLOYEE COUNT	FEMALE	MALE
Police Chief	0	1
Assistant Chiefs	1	2
Police Captain	0	1
Police Lieutenant	2	12
Police Sergeant	6	35
Police Detective	13	39
Police Officer	34	188
TOTAL	58	288
TOTAL PERCENTAGE	18%	84%


AGE RANGES	18-29	30-40	41-50	>50
TITLE				
POLICE CHIEF	0	0	1	0
ASSISTANT POLICE CHIEFS	0	0	2	1
POLICE CAPTAIN	0	0	0	1
POLICE LIEUTENANT	0	7	5	2
POLICE SERGEANT	0	17	19	5
POLICE DETECTIVE	3	32	13	4
POLICE OFFICER	61	99	50	20
TOTAL	64	155	90	33
PERCENTAGE	19%	45%	26%	10%

NEW HAVEN POLICE DEPARTMENT MONTH ENDING; FEBRUARY 2020

THREE YEAR BUDGET HISTORY

FY 2017	Category	Original Budget	Transfers	Revised Budget	Actuals	Available	PCT Budget
	Salaries	\$30,802,181	(\$14,500)	\$30,787,681	\$30,990,729	(\$203,048)	101%
	Overtime	\$3,122,684	\$3,065,316	\$6,188,000	\$7,195,437	(\$1,007,437)	116%
	Other Personnel	\$469,800	\$75,000	\$544,800	\$558,970	(\$14,170)	103%
	Utilities	\$586,981	(\$34,500)	\$552,481	\$583,019	(\$30,538)	106%
	Non-Personnel	\$2,460,389	(\$34,000)	\$2,426,389	\$2,047,690	\$378,699	84%
FY 2017 Operating Result Surplus/(Deficit)		\$37,442,036	\$3,057,316	\$40,499,351	\$41,375,848	(\$876,495)	102%
FY 2018	Category	Original Budget	Transfers	Revised Budget	Actuals	Available	PCT Budget
	Salaries	\$33,161,697	\$0	\$33,161,697	\$30,885,584	\$2,776,133	92%
	Overtime	\$4,142,684	\$0	\$4,142,684	\$7,054,489	(\$2,911,805)	170%
	Other Personnel	\$474,150	\$0	\$474,150	\$529,600	(\$55,450)	112%
	Utilities	\$590,981	\$0	\$590,981	\$588,897	\$22,084	96%
	Non-Personnel	\$2,644,489	\$0	\$2,644,489	\$2,343,319	\$301,170	88%
FY 2018 Operating Result Surplus/(Deficit)		\$41,014,001	\$0	\$41,014,001	\$40,882,295	\$121,706	100%
FY 2019 [unaudited]	Category	Original Budget	Transfers	Revised Budget	Actuals	Available	PCT Budget
	Salaries	\$33,678,666	\$0	\$33,678,666	\$30,320,113	\$3,558,573	89%
	Overtime	\$4,412,684	\$0	\$4,412,684	\$7,857,091	(\$3,444,407)	178%
	Other Personnel	\$474,150	\$0	\$474,150	\$447,713	\$26,437	94%
	Utilities	\$570,981	\$0	\$570,981	\$589,931	\$1,050	100%
	Non-Personnel	\$2,561,416	\$0	\$2,561,416	\$2,370,663	\$190,753	93%
FY 2019 Operating Result Surplus/(Deficit)		\$41,897,917	\$0	\$41,897,917	\$41,585,511	\$332,407	99%
FY 2020 [Budget]	Category	Original Budget	Transfers	Revised Budget	Actuals	Available	PCT Budget
	Salaries	\$32,927,607	\$0	\$32,927,607	\$30,000,000	\$2,927,607	91%
	Overtime	\$5,550,000	\$0	\$5,550,000	\$8,250,000	(\$2,700,000)	148%
	Other Personnel	\$474,150	\$0	\$474,150	\$363,473	\$110,677	77%
	Utilities	\$0	\$0	\$0	\$0	\$0	0%
	Non-Personnel	\$2,580,782	\$0	\$2,580,782	\$2,580,773	\$9	100%
FY 2020 Operating Result Surplus/(Deficit)		\$41,532,539	\$0	\$41,532,539	\$41,194,246	\$338,293	99%

NEW HAVEN POLICE DEPARTMENT MONTH ENDING; FEBRUARY 2020



CRIME COMPARISON REPORT						
<i>This report covers periods:</i>						
Year to Date (YTD):		1/1/2020	to	2/29/2020		
VIOLENT CRIME:						
	2020	2019	2018	2017	Change 2017 - 2020	Change 2019 - 2020
Murder Victims	1	1	4	1	0.0%	0.0%
Felony Sex. Assault	5	6	7	9	-44.4%	-18.7%
Robbery	58	35	48	70	-20.0%	60.0%
Assault with Firearm Victims	7	11	5	12	-41.7%	-38.4%
Agg. Assault (NIBRS)	47	78	77	74	-38.5%	-38.2%
Total:	118	129	136	166	-30.1%	-10.1%
PROPERTY CRIME:						
	2020	2019	2018	2017	Change 2017 - 2020	Change 2019 - 2020
Burglary	80	130	107	112	-28.6%	-38.5%
MV Theft	131	104	95	98	33.7%	28.0%
Larceny from Vehicle	167	142	108	111	50.5%	17.8%
Other Larceny	409	407	379	407	0.5%	0.5%
Total:	787	783	887	728	8.1%	0.5%
OTHER CRIME:						
	2020	2019	2018	2017	Change 2017 - 2020	Change 2019 - 2020
Simple Assault	179	305	278	270	-33.7%	-41.3%
Prostitution	0	0	0	0	-	-
Drugs & Narcotics	208	220	283	324	-35.5%	-5.0%
Vandalism	378	351	313	365	3.0%	7.1%
Intimidation/Threatening-no force	263	163	179	171	53.8%	61.3%
Weapons Violation	48	77	55	67	-31.3%	-40.3%
Total:	1,073	1,116	1,108	1,187	-10.4%	-3.9%
FIREARM DISCHARGE:						
	2020	2019	2018	2017	Change 2017 - 2020	Change 2019 - 2020
Firearm Discharge	27	19	16	16	88.8%	42.1%

**NEW HAVEN FIRE DEPARTMENT
MONTH ENDING; FEBRUARY 2020**

Vacancies Count through February 29, 2020							
Suppression				Non-Suppression			
Title	FY 2017-18	FY 2018-19	FY 2019-20	Title	FY 2017-18	FY 2018-19	FY 2019-20
Fire Chief	0	0	0	Director of Training	0	0	0
Asst Chief Administration	0	0	0	Drillmaster	0	0	0
Asst Chief Operations	0	0	0	Assistant Drillmaster	3	3	3
Deputy Chief	3	0	0	Assistant Drillmaster (\$1.00)	0	2	2
Battalion Chief	0	0	0	Fire Marshal	0	0	1
Captain	0	0	0	Deputy Fire Marshal	0	0	1
Lieutenant	5	0	1	Executive Administrative Assist	0	0	0
Firefighter/EMT	42	38	16	Admin Asst I	0	0	0
Firefighter/EMT (\$1.00)	3	3	0	Admin Asst II	0	0	0
				Fire Inspector/Investigator	0	1	0
				Fire Investigator Supv	0	0	0
				Fire Prop & Equip Tech	0	0	0
				Life Safety Comp Ofcr	0	0	0
				Public Assembly Inspector	0	0	0
				Security Analyst	0	1	1
				Special Mechanic	0	0	0
				Special Mechanic Fire	0	0	1
				Supv Building Facilities	0	0	0
				Supv EMS	0	0	0
Total	53	41	17	Total	3	7	9

****\$1.00= position in the approved budget as \$1.00 place holders**

**NEW HAVEN FIRE DEPARTMENT
MONTH ENDING; FEBRUARY 2020**

Position Count through February 29, 2020							
Suppression				Non-Suppression			
Title	Total	Filled	Vacant	Title	Total	Filled	Vacant
Fire Chief	1	1	0	Director of Training	1	1	0
Asst Chief Administration	1	1	0	Drillmaster	1	1	0
Asst Chief Operations	1	1	0	Assistant Drillmaster	3	0	3
Deputy Chief	4	4	0	Assistant Drillmaster (\$1.00)	2	0	2
Battalion Chief	8	8	0	Fire Marshal	1	0	1
Captain	25	25	0	Deputy Fire Marshal	1	0	1
Lieutenant	40	39	1	Executive Administrative Assist	1	1	0
Firefighter/EMT	248	232	16	Admin Asst I	1	1	0
				Admin Asst II	1	1	0
				Fire Inspector/Investigator	6	6	0
				Fire Investigator Supv	1	1	0
				Fire Prop & Equip Tech	2	2	0
				Life Safety Comp Ofcr	1	1	0
				Public Assembly Inspector	1	1	0
				Security Analyst	1	0	1
				Special Mechanic	2	2	0
				Special Mechanic Fire	1	0	1
				Supv Building Facilities	1	1	0
				Supv EMS	1	1	0
Total	328	311	17	Total	29	20	9

NEW HAVEN FIRE DEPARTMENT MONTH ENDING; FEBRUARY 2020

OVERALL DEPARTMENT DEMOGRAPHICS

<u>ETHNICITY</u>	ASIAN	BLACK	HISPANIC	INDIAN	WHITE	OTHER	TOTAL
FEMALE	0	10	2	0	6	0	18
MALE	2	77	48	0	185	1	313
TOTAL	2	87	50	0	191	1	331
PERCENTAGE	1%	26%	15%	0%	58%	0%	100%

<u>AGE RANGES</u>	FEMALE	MALE	TOTAL	PCT
18-29	1	62	63	19%
30-40	4	126	130	39%
41-50	8	78	84	25%
>50	5	49	54	16%
TOTAL	18	313	331	100%

<u>RESIDENCY COUNT</u>	BRANFORD	EAST HAVEN	HAMDEN	NEW HAVEN	WEST HAVEN	OTHER CITIES/TOWNS
OVERALL DEPT	9	15	35	101	12	159
	3%	6%	11%	31%	4%	48%

NEW HAVEN FIRE DEPARTMENT MONTH ENDING; FEBRUARY 2020

ACTIVE SUPPRESSION PERSONNEL DEMOGRAPHICS

<u>EMPLOYEE COUNT</u>		
	FEMALE	MALE
Fire Chief	0	1
Asst Chief Administration	0	1
Asst Chief Operations	0	1
Deputy Chief	0	4
Battalion Chief	0	8
Captain	0	25
Lieutenant	0	39
Firefighter	11	220
TOTAL	11	299
TOTAL PERCENTAGE	4%	96%

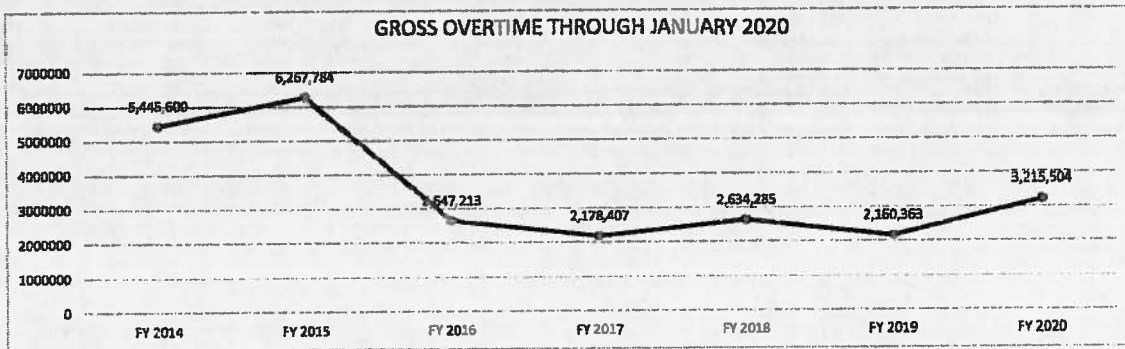
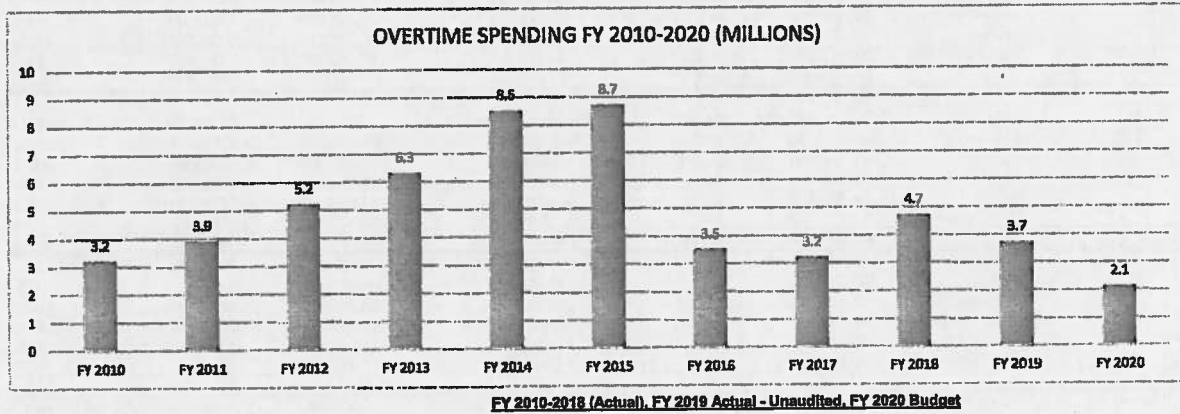
<u>AGE RANGES</u>				
TITLE	18-29	30-40	41-50	>50
Fire Chief	0	0	0	1
Asst Chief Administration	0	0	1	0
Asst Chief Operations	0	0	0	1
Deputy Chief	0	0	4	0
Battalion Chief	0	0	4	4
Captain	1	8	11	5
Lieutenant	5	17	13	4
Firefighter	57	103	41	30
TOTAL	63	128	74	45
PERCENTAGE	20%	41%	24%	15%

NEW HAVEN FIRE DEPARTMENT MONTH ENDING; FEBRUARY 2020

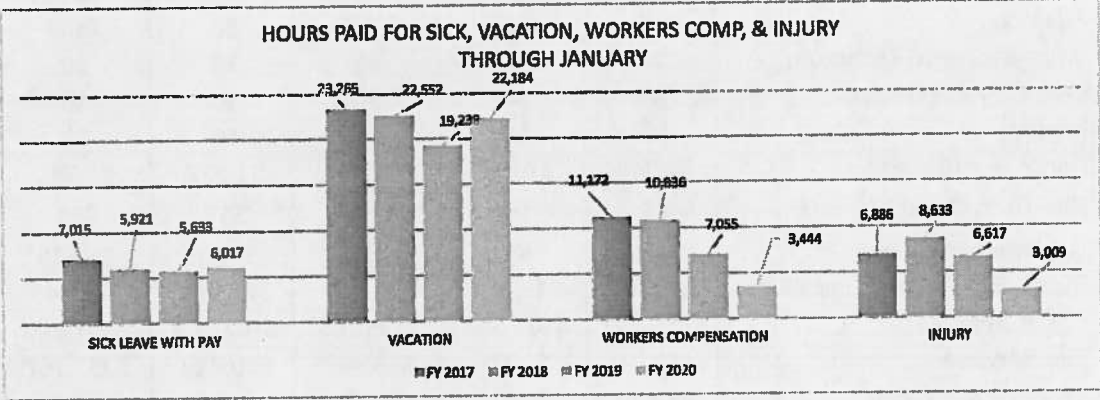
THREE YEAR BUDGET HISTORY

FY 2017	Category	Original Budget	Transfers	Revised Budget	Actuals	Available	PCT Budget
	Salaries	\$23,120,267	(\$250,000)	\$22,870,267	\$23,313,920	(\$443,653)	102%
	Overtime	\$1,889,000	\$1,131,000	\$3,000,000	\$3,197,094	(\$187,094)	107%
	Other Personnel	\$2,655,300	(\$98,507)	\$2,556,793	\$2,496,598	\$62,197	98%
	Utilities	\$1,393,400	(\$25,000)	\$1,368,400	\$1,542,295	(\$173,895)	113%
	Non-Personnel	\$1,515,695	(\$20,000)	\$1,495,695	\$1,262,888	\$232,827	84%
2,017 Total		\$30,553,662	\$739,493	\$31,293,155	\$31,812,773	(\$519,618)	102%
FY 2018	Category	Original Budget	Transfers	Revised Budget	Actuals	Available	PCT Budget
	Salaries	\$24,037,403	\$1,100,000	\$25,137,403	\$25,408,117	(\$270,714)	101%
	Overtime	\$1,889,000	\$2,800,000	\$4,689,000	\$4,673,368	(\$4,368)	100%
	Other Personnel	\$2,655,300	\$0	\$2,655,300	\$2,503,245	\$152,055	94%
	Utilities	\$1,393,400	\$0	\$1,393,400	\$1,603,181	(\$209,781)	115%
	Non-Personnel	\$1,515,695	\$0	\$1,515,695	\$1,120,282	\$395,403	74%
2,018 Total		\$31,470,798	\$3,900,000	\$35,370,798	\$35,308,203	\$62,595	100%
FY 2019 [unaudited]	Category	Original Budget	Transfers	Revised Budget	Actuals	Available	PCT Budget
	Salaries	\$25,398,178	\$0	\$25,398,178	\$25,615,519	(\$217,341)	101%
	Overtime	\$2,169,000	\$1,100,000	\$3,269,000	\$3,788,434	(\$527,434)	116%
	Other Personnel	\$2,655,300	\$0	\$2,655,300	\$2,414,488	\$240,802	91%
	Utilities	\$1,503,000	\$0	\$1,503,000	\$1,634,623	(\$131,623)	109%
	Non-Personnel	\$1,505,295	\$0	\$1,505,295	\$1,417,849	\$87,446	94%
2,019 Total		\$33,280,773	\$1,100,000	\$34,380,773	\$34,878,723	(\$547,950)	102%
FY 2020 [budget]	Category	Original Budget	Transfers	Revised Budget	Actuals	Available	PCT Budget
	Salaries	\$27,546,852	\$0	\$27,546,852	\$26,694,288	\$852,564	97%
	Overtime	\$2,169,000	\$0	\$2,169,000	\$4,800,000	(\$2,431,000)	212%
	Other Personnel	\$2,643,300	\$0	\$2,643,300	\$2,582,300	\$61,000	98%
	Utilities	\$0	\$0	\$0	\$0	\$0	0%
	Non-Personnel	\$1,338,295	\$0	\$1,338,295	\$1,338,295	\$0	100%
2,019 Total		\$33,697,447	\$0	\$33,697,447	\$35,214,883	(\$1,517,436)	105%

NEW HAVEN FIRE DEPARTMENT MONTH ENDING; FEBRUARY 2020



NEW HAVEN FIRE DEPARTMENT MONTH ENDING; FEBRUARY 2020



**SUMMARY OF GROSS OVERTIME BY DEPARTMENT, BY WEEK
FISCAL YEAR 2019-2020
MONTH ENDING; FEBRUARY 2020**

AGENCY	w/e 2/7/2020	w/e 2/14/2020	w/e 2/21/2020	w/e 2/28/2020	Gross Overtime
111 - Legislative Services	\$250	\$0	\$367	\$0	\$617
131 Mayor's Office	\$0	\$0	\$0	\$0	\$0
132 Chief Administrative Office	\$449	\$179	\$0	\$126	\$754
133 - Corporation Counsel	\$0	\$0	\$0	\$0	\$0
137 - Finance	\$89	\$409	\$52	\$0	\$549
138 - Information and Technology	\$0	\$0	\$0	\$0	\$0
139 - Office of Assessment	\$0	\$0	\$0	\$0	\$0
152 - Library	\$0	\$0	\$0	\$0	\$0
160 - Park's and Recreation	\$1,746	\$1,852	\$771	\$1,022	\$5,391
161 - City Town Clerk	\$0	\$0	\$14	\$67	\$81
162 - Registrar of Voters	\$855	\$0	\$494	\$130	\$1,479
200 - Public Safety Communication	\$21,683	\$12,392	\$20,846	\$23,919	\$78,841
201 - Police Services	\$134,305	\$166,000	\$135,205	\$162,386	\$597,896
202 - Fire Services	\$113,648	\$52,884	\$40,893	\$49,732	\$257,157
301 - Health Department	\$2,493	\$711	\$327	\$454	\$3,986
501 - Public Works	\$9,626	\$10,685	\$9,041	\$23,247	\$52,599
702 - City Plan	\$0	\$0	\$303	\$199	\$502
704 - Transportation, Traffic and Parkin	\$1,973	\$1,429	\$779	\$1,833	\$6,013
721 - Office of Bldg., Inspection & Enfo	\$0	\$0	\$256	\$256	\$512
747 - Livable Cities Initiative	\$449	\$150	\$150	\$150	\$898
900 - Board of Education	\$45,100	\$36,330	\$42,641	\$23,711	\$147,781
Grand Total	\$332,665	\$283,021	\$252,139	\$287,231	\$1,155,056

**SUMMARY OF OVERTIME BY DEPARTMENT, BY MONTH
FISCAL YEAR 2019-2020
MONTH ENDING; FEBRUARY 2020**

AGENCY	JULY	AUG.	SEPT	OCT	NOV	DEC	JAN	FEB	GROSS EXPEND.	Non-Departmental = Year to Date	Net Total	ORIGINAL BUDGET	REVISED BUDGET	BALANCE	PCT Expended
111 - Legislative Services	\$199	\$448	\$377	\$586	\$1,185	\$869	\$296	\$617	\$4,667	\$0	\$4,667	\$10,000	\$10,000	\$5,333	47%
131 - Mayor's Office	\$0	\$0	\$0	\$0	\$0	\$0	\$551	\$0	\$551	\$0	\$551	\$0	\$0	(\$551)	0%
132 - Chief Administrative Office	\$3,020	\$2,501	\$4,008	\$4,415	\$8,598	\$2,132	\$1,445	\$754	\$28,573	(\$723)	\$28,149	\$38,000	\$38,000	\$11,851	69%
133 - Corporation Counsel	\$0	\$0	\$0	\$0	\$0	\$0	\$0	\$0	\$0	\$0	\$0	\$0	\$0	\$0	0%
137 - Finance	\$1,185	\$3,088	\$632	\$917	\$1,796	\$1,370	\$833	\$548	\$10,569	\$0	\$10,569	\$2,500	\$2,500	(\$8,069)	423%
138 - Information and Technol	\$0	\$0	\$0	\$0	\$0	\$0	\$0	\$0	\$0	\$0	\$0	\$0	\$0	\$0	0%
139 - Office of Assessment	\$0	\$0	\$0	\$0	\$0	\$0	\$0	\$0	\$0	\$0	\$0	\$100	\$100	\$100	0%
152 - Library	\$0	\$0	\$0	\$0	\$0	\$0	\$0	\$0	\$0	\$0	\$0	\$0	\$0	\$0	0%
160 - Park's and Recreation	\$53,816	\$88,985	\$44,472	\$30,346	\$21,943	\$31,814	\$19,815	\$6,381	\$277,382	(\$12,564)	\$264,818	\$254,000	\$254,000	(\$10,818)	104%
161 - City Town Clerk	\$117	\$112	\$658	\$134	\$1,101	\$54	\$14	\$81	\$2,469	\$0	\$2,469	\$9,000	\$9,000	\$6,531	27%
162 - Registrar of Voters	\$385	\$2,534	\$6,272	\$2,479	\$7,983	\$0	\$819	\$1,479	\$22,252	\$0	\$22,252	\$30,000	\$30,000	\$7,748	74%
200 - Public Safety Communica	\$96,039	\$87,802	\$89,104	\$72,073	\$83,365	\$62,387	\$81,111	\$78,841	\$630,522	(\$249,041)	\$381,481	\$250,000	\$250,000	(\$131,481)	153%
201 - Police Services	\$606,457	\$968,944	\$718,719	\$842,958	\$808,538	\$804,485	\$827,119	\$697,896	\$5,975,115	(\$485,668)	\$5,489,447	\$5,754,888	\$5,754,888	\$265,441	95%
202 - Fire Services	\$467,034	\$555,263	\$373,664	\$349,685	\$427,661	\$382,786	\$487,639	\$257,157	\$3,280,929	(\$78,405)	\$3,204,524	\$2,169,000	\$2,169,000	(\$1,035,524)	148%
301 - Health Department	\$8,244	\$8,371	\$9,687	\$8,420	\$8,464	\$3,902	\$2,637	\$3,986	\$46,710	(\$1,919)	\$44,791	\$50,000	\$50,000	\$5,209	90%
601 - Public Works	\$61,208	\$90,784	\$52,965	\$63,829	\$86,127	\$119,008	\$118,323	\$52,699	\$698,821	(\$13,373)	\$685,448	\$828,400	\$828,400	\$240,952	71%
702 - City Plan	\$728	\$362	\$774	\$253	\$382	\$378	\$769	\$502	\$4,828	\$0	\$4,828	\$5,500	\$5,500	\$672	84%
704 - Transportation, Traffic and	\$7,782	\$8,975	\$21,130	\$7,055	\$7,772	\$6,715	\$7,517	\$8,013	\$72,929	(\$800)	\$72,128	\$130,750	\$130,750	\$58,622	55%
721 - Office of Bldg., Inspection	\$399	\$812	\$0	\$141	\$845	\$207	\$0	\$512	\$2,915	(\$238)	\$2,677	\$7,247	\$7,247	\$4,570	37%
747 - Livable Cities Initiative	\$160	\$0	\$374	\$449	\$1,048	\$1,547	\$706	\$888	\$5,172	\$0	\$5,172	\$13,000	\$13,000	\$7,828	40%
900 - Board of Education	\$117,698	\$114,814	\$95,321	\$109,118	\$172,066	\$131,238	\$150,858	\$147,781	\$1,038,880	(\$151,598)	\$887,281	\$1,210,000	\$1,210,000	\$322,709	73%
TOTAL	\$1,422,227	\$1,904,995	\$1,397,555	\$1,280,365	\$1,616,855	\$1,623,490	\$1,700,451	\$1,155,056	\$12,001,393	(\$982,330)	\$11,009,063	\$10,760,385	\$10,760,385	(\$248,678)	102%

**SUMMARY OF INVESTMENTS
FISCAL YEAR 2019-2020
MONTH ENDING; FEBRUARY 2020**

GENERAL FUND INVESTMENTS							
Fund Type	Date	Term/ Days	Bank	Rate	Type	Principal Amount	Interest Amount
GENERAL	Feb	Daily	CITIZENS	1.50%	MMA	30,278,362.94	43,068.87
GENERAL	Feb	Daily	WEBSTER	1.54%	MMA	7,423,425.04	9,178.67
CAPITAL	Feb	Daily	DREYFUS	1.51%	MMA	84,828,025.41	104,204.66
GENERAL	Feb	Daily	TD BANK	1.00%	MMA	5,617,040.14	3,695.51
CWF	Feb	Daily	TD BANK	1.00%	MMA	298,972.23	88.53
GENERAL-TR	Feb	Daily	TD BANK	1.00%	MMA	1,288,610.57	445.38
GENERAL-Cirna	Feb	Daily	TD BANK	0.00%	MMA	25,438.54	0.00
GENERAL	Feb	Daily	TD BANK	1.00%	MMA	7,001,612.77	3,825.94
GENERAL	Feb	Daily	NEW HAVEN BA	0.40%	MMA	256,159.47	78.36
GENERAL	Feb	Daily	SANTANDER	1.61%	MMA	8,692,507.13	11,006.06
GENERAL	Feb	Daily	PEOPLES BANK	1.56%	MMA	21,501,760.87	25,480.95
GENERAL-SC	Feb	Daily	STIF	1.64%	MMA	6,972,867.75	9,109.62
GENERAL	Feb	Daily	STIF	1.64%	MMA	21,426,078.26	37,549.23
Total General Fund Interest Earned							247,731.77

SPECIAL FUND INVESTMENTS							
Fund Type	Date	Term/ Days	Bank	Rate	Type	Principal Amount	Interest Amount
SPECIAL FUNDS	Feb	Daily	TD BANK	1.00%	MMA	2,738,473.55	1,759.01
Total Special Fund Interest Earned							1,759.01

**SUMMARY OF OUTSTANDING DEBT
FISCAL YEAR 2019-2020
MONTH ENDING; FEBRUARY 2020**

	Bonds Outstanding as of 6/30/19	Principal Retired 7/19-1/20	Principal Retired in February 2020	FY2020 G.O. Bonds and QZAB Bonds	Principal Defeased	Outstanding Balance 02/28/20
General Obligation						
City	381,454,886.60	7,645,910.95	-			373,808,975.65
Education	233,353,819.52	12,054,929.58	-			221,298,889.94
Outstanding Balance February 28, 2020						595,107,865.59

This report does not include November 2019 bond proceeds or refunding

Includes: General Obligation and Qualified Zone Academy Bond

CWF bonds are no longer in City's name.

As of 7/1/07, CWF debt became a cost sharing agreement.

**SUMMARY OF PERSONNEL
FISCAL YEAR 2019-2020
MONTH ENDING; FEBRUARY 2020
FULL TIME PERSONNEL**

EFF DATE	FUND	AGENCY	JOB TITLE	LAST NAME	FIRST NAME	SALARY	COMMENTS	RESIDENCY
1/20/2020	GF	Chief Administrative Office	Chief Administrative Officer	Jackson	Scott	\$125,000.00	Residency required within six months of confirmation	Hamden
1/22/2020	GF	Public Safety & Communications	911 Operator/Dispatcher II	Lopez	Jacqueline	\$53,169.00		
1/22/2020	GF	Public Safety & Communications	911 Operator/Dispatcher II	Sosa	Joenith	\$53,169.00		
2/1/2020	GF	Economic Development	Special Counsel to Economic Development	Ward	John	\$130,428.00	Mayoral ReAppointment	New Haven
2/1/2020	GF	Corporation Counsel	Deputy Corporation Counsel	LaMarr	Catherine	\$119,426.00	Mayoral ReAppointment	New Haven
2/1/2020	GF	Corporation Counsel	Deputy Corporation Counsel	Williams	Roderick	\$119,426.00	Mayoral ReAppointment	North Haven
2/1/2020	GF	Corporation Counsel	Senior Assistant Corporation Counsel	Kramer	Audrey	\$90,478.00	Mayoral ReAppointment	Brandford
2/1/2020	GF	Corporation Counsel	Senior Assistant Corporation Counsel	Werner	Stacy	\$90,478.00	Mayoral ReAppointment	Trumbull
2/1/2020	GF	Corporation Counsel	Senior Assistant Corporation Counsel	Wolak III	Michael	\$99,691.00	Mayoral ReAppointment	Hamden
2/1/2020	GF	Corporation Counsel	Assistant Corporation Counsel	Alexiades	Elias	\$84,036.00	Mayoral ReAppointment	Woodbridge
2/1/2020	GF	Corporation Counsel	Assistant Corporation Counsel	Casini	Kevin	\$84,036.00	Mayoral ReAppointment	New Haven
2/1/2020	GF	Corporation Counsel	Assistant Corporation Counsel	Church	Victoria	\$79,836.00	Mayoral ReAppointment	Meriden
2/1/2020	GF	Corporation Counsel	Assistant Corporation Counsel	Scott	Robert	\$84,036.00	Mayoral ReAppointment	Glastonbury
2/1/2020	GF	Corporation Counsel	Assistant Corporation Counsel	Torres	Alyssa	\$79,836.00	Mayoral ReAppointment	New Haven
2/1/2020	SF	Corporation	Assistant Corporation	McCull	Allison	\$84,036.00	Mayoral	Naugatuck
2/3/2020	GF	Library	Librarian IV	Lovett-Graff	Sharon	\$75,855.00		New Haven
2/10/2020	GF	Public Works	Administrative Assistant	Miranda Jr	Isaias	\$43,085.00		New Haven
2/10/2020	GF	Public Works	Mechanic B	Parris	Nicholas	\$58,541.28		West Haven
2/10/2020	GF	City Town Clerk	City Town Clerk Services Bilingual Specialist	Natal	Marisol	\$48,540.00		New Haven
2/17/2020	GF	Police	Admin Assistant	Perry-Lambert	Eva	\$43,085.00		Ansonia
2/18/2020	GF	Chief Administrative Office	Deputy Chief Admin Officer	Bombero	Rebecca	\$111,916.00		New Haven
3/2/2020	GF	Police	Administrative Assistant	Duphiney	Caitlin	\$43,085.00		Meriden
3/2/2020	GF	Community Services Administration	Community Services Administrator	Dalal	Mehul	\$125,000.00	Confirmed by BOA	New Haven
3/2/2020	GF	Economic Development	Economic Development Administrator	Piscitelli	Michael	\$125,000.00	Moves from Deputy EDA	New Haven

**SUMMARY OF PERSONNEL
FISCAL YEAR 2019-2020
MONTH ENDING: FEBRUARY 2020
PART-TIME PERSONNEL**

EFF DATE	FUND	AGENCY	JOB TITLE	LAST NAME	FIRST NAME	SALARY	COMMENTS	RESIDENCY
2/3/2020	GF	Library	PT Library Aide	Pantelis	Kristen	\$14.00		Stratford
2/3/2020	GF	Parks Department	Seasonal Caretaker	Saraniero	Donald	\$15.00		
2/3/2020	GF	Chief Administrative Office	Student Intern	Archibald	Telani	\$15.00		District Heights
2/3/2020	GF	Chief Administrative Office	Student Intern	Finn	John	\$15.00		Smithtown
2/3/2020	GF	Chief Administrative Office	Student Intern	Laracuenta	Celesa	\$15.00		Bellevue
2/3/2020	GF	Chief Administrative Office	Student Intern	Mattoli	Carmelo	\$15.00		Hauppauge
2/3/2020	GF	Chief Administrative Office	Student Intern	Moorman	Isabella	\$15.00		Spring Lake Park
2/3/2020	GF	Chief Administrative Office	Student Intern	Ouellette	Zachary	\$15.00		New Haven
2/4/2020	GF	Finance	Student Intern	Dawson	Ray'vn	\$12.50		Bridgeport
2/11/2020	GF	Human Resources	Student Intern	Campbell	Jesse	\$11.75		New Haven

**CITY VACANCY REPORT
MONTH ENDING; FEBRUARY 2020**

**NON-SWORN FULL TIME
VACANCIES AS OF 02-28-20**

FTE	Department	Pos. No	Position Title	Budget Salary	Date Vacated	Comment
FT	LEGISLATIVE SERVICES	170	ADMINISTRATIVE RECORDS COORDINATOR	44,819	1/17/2020	3144
FT	MAYORS OFFICE	3330	ASSISTANT TO MAYOR	40,850	1/1/2020	EX
FT	MAYORS OFFICE	15001	DEVELOPMENT AND POLICY DIRECTOR	1		EX
FT	CHIEF ADMINISTRATIVE OFFICE	110	DEPUTY CITY TOWN CLERK	103,390	2/1/2020	3144
FT	CHIEF ADMINISTRATIVE OFFICE	5000	DEPUTY DIRECTOR EMERGENCY MANAGEMENT	1		3144
FT	FINANCE	100	CITY CONTROLLER	129,000	2/28/2020	EX
FT	OFFICE OF ASSESSMENT	1002	OFFICE MANAGER	57,177	5/20/2019	3144
FT	OFFICE OF ASSESSMENT	1003	TITLE MAINTENANCE CLERK	50,856	1/6/2020	884
FT	LIBRARY	260	LIBRARIAN V	91,804	12/23/2019	3144
FT	LIBRARY	320	LIBRARY BRANCH MANAGER	89,028	2/3/2020	3144
FT	LIBRARY	2020	LIBRARIAN II	51,848	1/17/2020	3144
FT	LIBRARY	20001	LIBRARIAN II	1	7/1/2019	3144
FT	LIBRARY	20002	LIBRARY TECHNICAL ASSISTANT	1	7/1/2019	884
FT	PARKS AND RECREATION	100	DIRECTOR OF PARKS AND RECREATION	107,500	1/30/2020	EX
FT	PARKS AND RECREATION	1140	CARETAKER	45,678	8/5/2019	71
FT	PARKS AND RECREATION	3035	PARK RANGER	54,159	2/2/2020	3144
FT	PARKS AND RECREATION	20001	TREE TRIMMER II	1	7/1/2019	71
FT	CITY CLERK	120	ADMINISTRATIVE ASSISTANT	1	8/2/2017	884
FT	CITY CLERK	170	ADMIN CUSTOMER SRVC COORDINATOR	45,113	8/12/2019	884
FT	PUBLIC SAFETY COMMUNICATIONS	260	COMMUNICATIONS SUPERVISOR	70,996	2/23/2020	3144
FT	PUBLIC SAFETY COMMUNICATIONS	400	911 OPERATOR DISPATCHER III	64,478	6/28/2019	884
FT	PUBLIC SAFETY COMMUNICATIONS	520	911 OPERATOR DISPATCHER II	53,169	7/14/2019	884
FT	PUBLIC SAFETY COMMUNICATIONS	570	911 OPERATOR DISPATCHER II	53,169	10/21/2019	884
FT	PUBLIC SAFETY COMMUNICATIONS	620	911 OPERATOR DISPATCHER II	53,169	12/27/2019	884
FT	PUBLIC SAFETY COMMUNICATIONS	640	911 OPERATOR DISPATCHER II	53,169	8/5/2019	884
FT	PUBLIC SAFETY COMMUNICATIONS	850	911 OPERATOR DISPATCHER II	53,169	9/25/2019	884
FT	PUBLIC SAFETY COMMUNICATIONS	1050	911 OPERATOR DISPATCHER II	53,169	7/1/2019	884
FT	POLICE DEPARTMENT	950	POLICE RECORDS CLERK	40,343	10/22/2019	884
FT	POLICE DEPARTMENT	1010	POLICE RECORDS CLERK	42,173	11/30/2019	884
FT	POLICE DEPARTMENT	2230	TRANSCRIPTIONIST	1	8/5/2017	884
FT	POLICE DEPARTMENT	6321	ADMINISTRATIVE ASSISTANT	59,465	5/25/2019	884
FT	POLICE DEPARTMENT	9800	POLICE RECORDS CLERK	40,343	2/24/2020	884
FT	POLICE DEPARTMENT	20000	PUBLIC INFORMATION OFFICER	62,423	7/1/2019	3144
FT	POLICE DEPARTMENT	20003	POLICE MECHANIC	1	7/1/2019	71
FT	POLICE DEPARTMENT	20004	BODY WORN CAMERA TECH ASSISTANT	47,957	7/1/2019	884
FT	FIRE SERVICES	5040	SECURITY ANALYST	81,647	10/31/2018	3144
FT	HEALTH DEPARTMENT	440	PUBLIC HEALTH NURSE	55,465	11/15/2019	1303-N

**CITY VACANCY REPORT
MONTH ENDING; FEBRUARY 2020**

**NON-SWORN FULL TIME
VACANCIES AS OF 02-28-20**

FTE	Department	Pos. No	Position Title	Budget Salary	Date Vacated	Comment
FT	HEALTH DEPARTMENT	570	PROGRAM DIRECTOR ENVIORMENTAL HEALTH	106,747	7/12/2019	3144
FT	HEALTH DEPARTMENT	720	PUBLIC HEALTH NURSE COORDINATOR	72,621	8/17/2018	3144
FT	HEALTH DEPARTMENT	1000	DIRECTOR MATERNAL CHILD HEALTH	87,924	3/9/2017	3144
FT	HEALTH DEPARTMENT	16005	SENIOR SANITARIAN	61,006	8/11/2017	884
FT	HEALTH DEPARTMENT	20013	LEAD POISON INSPECTOR	53,169	9/16/2019	884
FT	HEALTH DEPARTMENT	20014	LEAD POISON INSPECTOR	53,169	9/16/2019	884
FT	ELDERLY SERVICES	15001	SENIOR CENTER DIRECTOR	1	7/1/2014	3144
FT	ELDERLY SERVICES	15002	SENIOR CENTER DIRECTOR	1	7/1/2014	3144
FT	YOUTH SERVICES	100	YOUTH SERVICES DIRECTOR	110,000	2/21/2020	EX
FT	COMMUNITY SERVICE ADMINISTRATION	15002	FOOD SYSTEM POLICY	1	7/1/2014	3144
FT	COMMUNITY SERVICE ADMINISTRATION	16002	SPECIAL PROJECT DIRECTOR	81,647	11/4/2019	3144
FT	PUBLIC WORKS	115	DEPUTY DIRECTOR ENGINEERING/PUBLIC WORKS	1	4/1/2017	3144
FT	PUBLIC WORKS	251	CODE ENFORCEMENT OFFICER	65,580	12/16/2019	3144
FT	PUBLIC WORKS	380	EQUIPMENT OPERATOR IV A	55,277	3/1/2019	424
FT	PUBLIC WORKS	410	EQUIPMENT OPERATOR III	60,147		424
FT	PUBLIC WORKS	630	EQUIPMENT OPERATOR I	53,745	5/24/2019	424
FT	PUBLIC WORKS	750	EQUIPMENT OPERATOR II	58,403	9/19/2019	424
FT	PUBLIC WORKS	830	EQUIPMENT OPERATOR I	53,745	3/30/2019	424
FT	PUBLIC WORKS	1000	MAINT WKR SPARE BRIDGE 10	48,683	1/3/2020	71
FT	PUBLIC WORKS	1271	PUBLIC SPACE CODE ENFORCEMENT OFFICER	49,449	12/16/2019	884
FT	PUBLIC WORKS	3000	CHIEF OF OPERATIONS	1		3144
FT	PUBLIC WORKS	4001	ADMINISTRATIVE ASSISTANT	43,085	9/26/2019	884
FT	PUBLIC WORKS	16001	SUPERINTENDENT OF REFUSE	78,213	1/7/2020	3144
FT	ENGINEERING	220	ASSISTANT CITY ENGINEER	122,832	9/2/2017	3144
FT	TRANSPORTATION, TRAFFIC & PARKING	280	SENIOR TRAFFIC SIGNAL TECH	70,853	7/2/2019	884
FT	TRANSPORTATION, TRAFFIC & PARKING	270	TRAFFIC MAINTENANCE WORKER II	55,488	4/30/2019	884
FT	TRANSPORTATION, TRAFFIC & PARKING	1060	PARKING ENFORCEMENT OFFICER	41,715	11/8/2019	884
FT	TRANSPORTATION, TRAFFIC & PARKING	2020	PARKING ENFORCEMENT OFFICER	41,715	9/4/2016	884
FT	TRANSPORTATION, TRAFFIC & PARKING	2040	PARKING ENFORCEMENT OFFICER	41,715	7/6/2018	884
FT	TRANSPORTATION, TRAFFIC & PARKING	20000	TRAFFIC MAINTENANCE WORKER II	1	7/1/2019	884
FT	COMMISSION ON EQUAL OPPORTUNITY	20000	UTILIZATION MONITOR	1	7/1/2019	3144
FT	OFFICE OF BUILDING INSPECTION ENFORCEMENT	340	ASSISTANT BUILDING INSPECTOR	63,213	11/8/2019	3144

**CITY VACANCY REPORT
MONTH ENDING; FEBRUARY 2020**

**NON-SWORN FULL TIME
VACANCIES AS OF 02-28-20**

FTE	Department	Pos. No	Position Title	Budget Salary	Date Vacated	Comment
FT	ECONOMIC DEVELOPMENT	100	DEPUTY ECONOMIC DEV. ADMINISTRATOR	117,373	1/1/2020	3144
PT	FINANCE	PT 14010	PT DATA CONTROL CLERK	17,000	7/17/2017	
PT	TRANSPORTATION, TRAFFIC & PARKING	PT 13010	PT PARKING ENFORCEMENT OFFICER	18,499	12/14/2019	
PT	TRANSPORTATION, TRAFFIC & PARKING	PT 13011	PT PARKING ENFORCEMENT OFFICER	18,499	11/18/2019	

<i>Agency</i>	BASE SALARY	FT Count	PT Count
LEGISLATIVE SERVICES	44,819	1.00	0
MAYORS OFFICE	40,851	2.00	0
CHIEF ADMINISTRATIVE OFFICE	103,391	2.00	0
FINANCE	148,000	1.00	1
OFFICE OF ASSESSMENT	108,033	2.00	0
LIBRARY	212,482	5.00	0
PARKS AND RECREATION	207,338	4.00	0
CITY CLERK	45,114	2.00	0
PUBLIC SAFETY COMMUNICATIONS	454,488	8.00	0
POLICE DEPARTMENT	292,706	8.00	0
FIRE SERVICES	81,647	1.00	0
HEALTH DEPARTMENT	490,101	7.00	0
FAIR RENT	0	0.00	0
ELDERLY SERVICES	2	2.00	0
COMMUNITY SERVICE ADMINISTRATION	81,648	2.00	0
PUBLIC WORKS	586,329	12.00	0
ENGINEERING	122,832	1.00	0
TRANSPORTATION, TRAFFIC & PARKING	288,485	6.00	2
COMMISSION ON EQUAL OPPORTUNITY	1	1.00	0
OFFICE OF BUILDING INSPECTION ENFORCEMENT	63,213	1.00	0
ECONOMIC DEVELOPMENT	117,373	1.00	0
TOTAL	3,466,853	69	3

****The grand total is not the estimated savings for the FY . Savings will vary based on the actual date the position was vacated**

**CITY VACANCY REPORT
MONTH ENDING; FEBRUARY 2020**

SWORN VACANCIES AS OF 02-28-20

<u>Police</u>		Total Count	Title	Total Value	Comment
		54	Police Officer	\$3,688,038	
\$1.00 vacant positions		3	Police Officer	\$3	
		9	Police Detective	\$655,020	
		3	Police Captain	\$282,051	
\$1.00 vacant positions		1	Police Captain	\$1	
		6	Police Lieutenant	\$513,858	
		16	Police Sergeant	\$1,229,440	
		1	Assistant Chief	\$125,426	
		93	Total Value - Police	\$6,493,837	
**89 Total budgeted vacancies for Police Department (92-4 \$1.00 positions)					
**The grand total is not the estimated savings for the FY. Savings will vary based on the actual date the position was vacated.					
<u>Fire Dept.</u>		Total Count	Title	Total Value	Comment
		16	Firefighter	\$1,223,936	
\$1.00 vacant positions		0	Firefighter	\$0	
		0	Deputy Chief	\$0	
		0	Fire Inspector	\$0	
		0	Fire Captain	\$0	
		3	Asst. Drillmaster	\$277,752	
\$1.00 vacant positions		2	Asst. Drillmaster	\$2	
		1	Fire Lieutenant	\$85,692	
		1	Fire Marshal	\$114,043	
		1	Deputy Fire Marshal	\$104,960	
		24	Total Value - Fire	\$1,806,385	
**22 Total budgeted vacancies for Fire Department (24-2 \$1.00 positions)					
**The grand total is not the estimated savings for the FY. Savings will vary based on the actual date the position was vacated.					

**SUMMARY OF TRAVEL
FISCAL YEAR 2019-2020
MONTH ENDING; FEBRUARY 2020**

Dept	Fund	Funding Source	Estimated Travel Cost	Employee(s) Traveling	Travel Date	Conference Title	Conference Location	Purpose / Description
305-Services48 for Persons w/Disabilities	GF	13051010-56694	47.58	Michelle Duprey	2/4/2020	Transportation Task Force Meeting	Hartford, CT	Meeting of the Transportation Task Force for Elderly, Disabled and Veterans
305-Services48 for Persons w/Disabilities	GF	13051010-56694	48.14	Michelle Duprey	2/11/2020	Governor's Council on Women and Girls: Subcommittee on Economic Opportunity and Workforce Equity	Hartford, CT	Meeting of the Governor's Council on Women and Girls: Subcommittee on Economic Opportunity and Workforce Equity
305-Services48 for Persons w/Disabilities	GF	13051010-56694	48.14	Michelle Duprey	2/13/2020	Attorney General's Office Meeting	Hartford, CT	Meeting with Attorney General Tong on various disability compliance issues and legislative initiatives
201-Police	GF	12011010-56677	250.00	Detective Jeremy Cordero	2/18/2020	AC-Glock Amorer's Course	Danbury, CT	Amorer Course Objectives: Understand and be able to explain the design features of the GLOCK Safe Action System, and demonstrate the knowledge and ability to maintain, troubleshoot and service all GLOCK pistols by passing the Practical Examination and by scoring a minimum of 80% on the written examination.

**SUMMARY OF TRAVEL
FISCAL YEAR 2019-2020
MONTH ENDING; FEBRUARY 2020**

Dept	Fund	Funding Source	Estimated Travel Cost	Employee(s) Traveling	Travel Date	Conference Title	Conference Location	Purpose / Description
201-Police	GF	12011010-56677	600.00	Det. Lizmarie Almedina, Det. Thomas Murrayk, Det. Christian Bruckhart	February 24-28, 2020	Interview and Interrogation Techniques for the Investigator	Meriden, CT	This 5-day course is designed for detectives and investigators. OVERVIEW OF TOPICS: Basic elements of a non-accusatory interview, Techniques and question formulation, Phases of the interview/interrogation, Understanding responses; communication strategies, Building rapport, Presentation of interview information
901-Education Special Funds	SF	25085080	500.00	Melissa Manzione, Didacus Oparochia Hassan bourhrous, Sheree Nkata	11/19/2019	CT Reg. Ed. Council	Hartford, CT	focused on initiatives as well as updates to all CTE areas
901-Education Special Funds	SF	25045034	600.00	Typhanie Jackson Johanna Samberg Sarah Burgess	1/28; 2/24; 3/25; 5/15	CT Reg. Ed. Council	Hartford, CT	Structural Literacy Series: Systematic of Basic Literacy Skills with students with Learning Disability.
901-Education Special Funds	SF	25310066	12728.00	4 Teachers/30 Students from Highschool in the Community	3/26-3/27	College Tour in RI Brown University, Roger Wms Univ., Univ. of RI	Rhode Island	College Tour for Students at HSC
901-Education Special Funds	SF	25310066	19780.00	Teachers/Students from Highschool in the Community	3/19-3/21	College Tour Temple Univ., Historical Sights, Drexel Univ., Villanova Univ., Rutgers Univ.	Philadelphia	College Tour for Students at HSC
901-Education Special Funds	SF	25325279	2182.02	Elizabeth Gaffney Kuanuakee Hernandez	12/2-12/4	Headstart Leadership Conference	Nashua, NH	Overview & better understanding of roles and responsibility.

**SUMMARY OF TRAVEL
FISCAL YEAR 2019-2020
MONTH ENDING; FEBRUARY 2020**

Dept	Fund	Funding Source	Estimated Travel Cost	Employee(s) Traveling	Travel Date	Conference Title	Conference Location	Purpose / Description
901-Education Special Funds	SF	25085080	5741.83	Didacus Oparoache, Robert Pinsker	1/14-1/17	40th Annual Future of Ed. Tech. Conf	Miami, Fla.	Maximizing the potential of education technology in our students.
201-Police	GF	12011010-56677	400.00	Det. Roger Kergaravat and Det. James Marcum	2/24-2/28/20	Interview and Interrogation Techniques for the Investigator	Meriden, CT	This 5-day course is designed for detectives and investigators. OVERVIEW OF TOPICS: Basic elements of a non-accusatory interview, Techniques and question formulation, Phases of the interview/interrogation, Understanding responses; communication strategies, Building rapport, Presentation of interview information
901-Education Special Funds	SF	25176232	1296.40	Michelle Bonanno	2/5-2/7	National Policy Training	Washington DC	overview of Policy and new updates

**SUMMARY OF GRANTS ACCEPTED BY THE CITY
FISCAL YEAR 2019-2020
February**

Name of Grant	Granting Agency	Amount	City Department	Date Signed	Description of Grant
No Grants to Report					

Special Fund Expenditure and Revenue Projection Explanation

Please note that expenditure and revenue projections contained in this report are estimates based upon preliminary information received from City Departments and Granting Agencies. Budgets reported for Fiscal Year 2019-2020 may reflect anticipated new awards that have not yet been approved by the funding agency and estimated program income not yet recognized. Funding will become available only after grant agreements have been approved, executed and budget have been entered on the City's financial accounting system, MUNIS.

Deficit Explanation

The Agencies listed below have significant budget variances that we feel warrant an explanation.

- No deficits are projected.

Surplus Explanation

- If a large surplus exists in a special fund, it is usually the result of a multi-year award that is partially complete. Multi year awards are based on the completion of a project or for the operation of a particular program that extends beyond the City's fiscal year. Any remaining balances for multi-year awards will available in the following fiscal year or until the grant period has ended.

**SPECIAL FUND EXPENDITURE PROJECTION REPORT
FISCAL YEAR 2019-20
FEBRUARY**

Agency	Fund	(1) FY 2019-20 BOA Approved	(2) FY 2018-19 Carryover	(3) FY 2019-20 Adjusted Budget 2/29/2020	(4) Expended Encumbered Year to Date 2/29/2020	(5) FY 2019-20 Projected Expenses 6/30/2020	(6) FY 2019-20 Surplus (Deficit) (3) - (5)
131	MAYORS OFFICE						
	2034 CONTROLLER'S REVOLVING FUND	5,000	1,869	6,869	0	5,000	1,869
	2192 LEGISLATIVE/DEVELOPMENT&POLICY	0	3,500	3,500	0	0	3,500
	MAYOR'S OFFICE TOTAL	5,000	5,369	10,369	0	5,000	5,369
132	CHIEF ADMINISTRATOR'S OFFICE						
	2029 EMERGENCY MANAGEMENT	67,830	174,069	241,899	67,900	84,154	157,745
	2062 MISC PRIVATE GRANTS	0	6,786	6,786	0	6,786	0
	2063 MISC FEDERAL GRANTS	0	141,285	141,285	121,027	141,285	0
	2096 MISCELLANEOUS GRANTS	224,798	126,341	351,139	106,573	351,139	0
	2133 MISC STATE GRANTS	0	45,835	45,835	0	45,835	0
	2180 HOMELAND SECURITY GRANTS	197,072	282,189	479,261	157,885	282,189	197,072
	2174 ENERGY EFFICIENCY BLOCK GRANT	0	2,532	2,532	0	2,532	0
	2180 PSEG	439	108,920	109,359	0	106,819	2,540
	CHIEF ADMINISTRATIVE OFFICE TOTAL	490,139	887,956	1,378,095	453,386	1,020,738	357,357
137	DEPARTMENT OF FINANCE						
	2143 CONTROLLERS SPECIAL FUND	252,988	99,263	352,251	251,920	352,251	0
	2307 RESERVE FOR LITIGATION	0	1,000,000	1,000,000	0	1,000,000	0
	2925 COMMUNITY DEVEL BLOCK GRANT	486,298	67,233	553,531	335,905	553,531	0
	DEPARTMENT OF FINANCE TOTAL	739,286	1,166,496	1,905,782	587,826	1,905,782	0
152	LIBRARY						
	2096 MISCELLANEOUS GRANTS	146,660	36,034	182,694	0	146,660	36,034
	2133 MISC STATE GRANTS	190,035	0	190,035	0	63,345	126,690
	LIBRARY TOTAL	336,695	36,034	372,729	0	210,005	162,724
160	PARKS & RECREATION						
	2044 LIGHTHOUSE CAROUSEL EVENT FUND	121,787	631,007	752,795	93,184	122,144	630,651
	2100 PARKS SPECIAL RECREATION ACCT	480,064	370,495	850,559	423,701	538,513	312,046
	2133 MISC STATE GRANTS	0	67,411	67,411	0	67,411	0
	PARKS & RECREATION TOTAL	601,851	1,068,913	1,670,765	516,885	728,068	942,697
162	REGISTRAR OF VOTERS						
	2152 DEMOCRACY FUND	120,000	166,786	286,786	73,936	114,201	172,585
	REGISTRAR OF VOTERS TOTAL	120,000	166,786	286,786	73,936	114,201	172,585
200	PUBLIC SAFETY COMMUNICATIONS						
	2220 REGIONAL COMMUNICATIONS	548,701	60,432	609,133	486,202	550,000	59,133
	PUBLIC SAFETY COMMUNICATIONS TOTAL	548,701	60,432	609,133	486,202	550,000	59,133
201	POLICE SERVICES						
	2062 MISC PRIVATE GRANTS	50,000	0	50,000	37,022	50,000	0
	2085 THE HUMANE COMMISSION	25,288	532	25,820	0	25,820	0
	2096 MISCELLANEOUS GRANTS	0	638	638	0	638	0
	2134 POLICE APPLICATION FEES	0	31,525	31,525	29,025	31,525	0
	2150 HOMELAND SECURITY GRANTS	0	7,348	7,348	0	7,348	0
	2213 ANIMAL SHELTER	7,888	73,174	80,862	0	15,000	65,862
	2214 POLICE N.H. REGIONAL PROJECT	289,735	25,870	315,605	200,247	315,605	0
	2216 POLICE YOUTH ACTIVITIES	0	6,541	6,541	660	6,541	0
	2217 POLICE EQUIPMENT FUND	3,000	23,708	26,708	0	26,708	0
	2218 POLICE FORFEITED PROP FUND	215,780	54,690	270,470	135,858	200,000	70,470
	2224 MISC POLICE DEPT GRANTS	0	3,609	3,609	0	3,609	0
	2225 MISC POLICE DEPT FEDERAL GRANT	0	157,522	157,522	0	157,522	0
	2227 JUSTICE ASSISTANCE GRANT PROG	160,124	190,812	350,936	35,677	190,549	160,388
	2281 STATE FORFEITURE FUND	4,629	405	5,035	5,035	5,035	0
	2308 CIVILIAN REVIEW BOARD	201	50,041	50,242	0	0	50,242
	2309 FIRING RANGE RENTAL FEES	2,500	0	2,500	0	0	2,500
	2925 COMMUNITY DEVEL BLOCK GRANT	0	29,682	29,682	0	29,682	0
	POLICE SERVICES TOTAL	708,946	656,095	1,365,041	406,501	1,015,579	349,462
202	FIRE SERVICES						
	2063 MISC FEDERAL GRANTS	549,786	7,227	557,013	0	557,013	0
	2096 MISCELLANEOUS GRANTS	0	78,144	78,144	0	78,144	0
	2108 FIRE APPLICATION FEES	41,500	35,446	76,946	76,946	76,946	0
	FIRE SERVICES TOTAL	591,286	120,817	712,103	76,946	712,103	0

**SPECIAL FUND EXPENDITURE PROJECTION REPORT
FISCAL YEAR 2019-20
FEBRUARY**

Agency	Fund	{1}	{2}	{3}	{4}	{5}	{6}
		FY 2019-20 BOA Approved	FY 2018-19 Carryover	FY 2019-20 Adjusted Budget 2/29/2020	Expended Encumbered Year to Date 2/29/2020	FY 2019-20 Projected Expenses 6/30/2020	FY 2019-20 Surplus (Deficit) {3} - {5}
301	HEALTH DEPARTMENT						
	2017 COMMUNITY FOUNDATION	0	33,814	33,814	28,283	33,814	0
	2028 STD CONTROL	116,412	0	116,412	68,972	116,412	0
	2038 STATE HEALTH SUBSIDY	139,167	71,070	210,237	115,595	210,237	0
	2040 COMMUNICABLE DISEASE CONTROL	225,815	235,157	460,971	268,635	460,971	0
	2048 HEALTH DEPT GRANTS	45,636	303	45,939	0	45,939	0
	2062 MISC PRIVATE GRANTS	0	67,988	67,988	57,213	67,582	406
	2070 HUD LEAD BASED PAINT	0	75,622	75,622	12,293	12,293	63,328
	2084 RYAN WHITE - TITLE I	11,818	3,906,180	3,917,798	3,797,928	3,917,798	0
	2096 MISCELLANEOUS GRANTS	445,919	1,241	447,160	147,724	337,410	109,750
	2133 MISC STATE GRANTS	0	10,132	10,132	222	5,000	5,132
	2136 HUD LEAD PAINT REVOLVING FUND	33,783	470,015	503,798	190,423	326,439	177,360
	2138 BIO TERRORISM GRANTS	45,000	106,384	151,384	5,667	117,920	33,464
	2160 MUNICIPAL ID PRGORAM	0	4,522	4,522	0	4,522	0
	2193 HEALTH MEDICAL BILLING PROGRAM	64,559	122,303	186,862	130,035	186,862	0
	2925 COMMUNITY DEVEL BLOCK GRANT	209,675	159,486	369,161	208,223	267,779	101,382
	PUBLIC HEALTH TOTAL	1,337,584	5,264,216	6,601,800	5,031,213	6,110,978	490,822
303	ELDERLY SERVICES						
	2300 ORAL CANCER AWARENESS AND PREV	0	348	348	0	0	348
	2925 COMMUNITY DEVEL BLOCK GRANT	32,500	0	32,500	24,220	32,500	0
	ELDERLY SERVICES TOTAL	32,500	348	32,848	24,220	32,500	348
304	YOUTH SERVICES						
	2035 YOUTH SERVICES BUREAU	226,396	34,391	260,787	214,988	250,454	10,334
	2050 ECONOMIC DEV. REVOLVING FUND	0	13,348	13,348	0	0	13,348
	2096 MISCELLANEOUS GRANTS	0	45,837	45,837	38,029	45,837	0
	2133 MISC STATE GRANTS	208,250	257,002	463,252	239,475	410,529	52,723
	2153 MAYORS YOUTH INITIATIVE	359,056	218,699	577,755	216,825	577,755	0
	2159 STREET OUTREACH WORKER PROGRAM	165,000	43,846	208,846	190,000	208,846	0
	2198 NEWHALLVILLE SAFE NEIGHBORHOOD INI	0	145,555	145,555	145,555	145,555	0
	2304 YOUTH AT WORK	822,700	59,937	882,637	799,279	843,705	38,932
	2925 COMMUNITY DEVEL BLOCK GRANT	250,838	2,559	253,397	200,838	253,397	0
	YOUTH SERVICES TOTAL	2,030,240	821,175	2,851,415	2,044,988	2,736,078	116,336
308	COMMUNITY SERVICES ADMINISTRATION						
	2020 FOOD STAMP EMPLOYMNT & TRAINING	0	46,584	46,584	258	10,000	36,584
	2062 MISC PRIVATE GRANTS	150,000	73,343	223,343	115,478	223,343	0
	2063 MISC FEDERAL GRANTS	0	61,699	61,699	0	61,699	0
	2066 EMERGENCY SOLUTIONS GRANT HUD	344,146	22,670	366,816	321,906	366,816	0
	2068 INNO. HOMELESS INITIATIVE	0	19,366	19,366	0	19,366	0
	2073 HOUSING OPP FOR PERSONS WITH	1,138,798	57,998	1,196,796	1,177,182	1,196,796	0
	2095 SAGA SUPPORT SERVICES FUND	0	212,392	212,392	42,216	50,000	162,392
	2096 MISCELLANEOUS GRANTS	35,000	0	35,000	16,000	35,000	0
	2133 MISC STATE GRANTS	0	139,249	139,249	63,526	139,249	1
	2160 MUNICIPAL ID PRGORAM	3,080	79,533	82,613	0	0	82,613
	2173 PRISON REENTRY PROGRAM	0	1,240	1,240	0	0	1,240
	2301 SECOND CHANCE GRANT	0	70,480	70,480	54,224	54,224	16,256
	2925 COMMUNITY DEVEL BLOCK GRANT	427,306	2,622	429,928	369,271	427,306	2,622
	COMMUNITY SERVICES ADMIN TOTAL	2,098,330	787,176	2,885,506	2,160,061	2,583,799	301,708
502	ENGINEERING						
	2133 MISC STATE GRANTS	0	933,673	933,673	315,617	933,673	0
	2191 UI STREET LIGHT INCENTIVE	0	129,603	129,603	0	129,603	0
	2925 COMMUNITY DEVEL BLOCK GRANT	0	41,424	41,424	0	41,424	0
	2927 CDBG-DISASTER RECOVERY	0	6,508	6,508	0	6,508	0
	ENGINEERING TOTAL	0	1,111,207	1,111,207	315,617	1,111,207	0

**SPECIAL FUND EXPENDITURE PROJECTION REPORT
FISCAL YEAR 2019-20
FEBRUARY**

Agency	Fund	{1} FY 2019-20 BOA Approved	{2} FY 2018-19 Carryover	{3} FY 2019-20 Adjusted Budget 2/29/2020	{4} Expended Encumbered Year to Date 2/29/2020	{5} FY 2019-20 Projected Expenses 6/30/2020	{6} FY 2019-20 Surplus (Deficit) {3} - {5}
702	CITY PLAN						
	2013 BROADWAY CONSTRUCTION PROGRAM	0	140,843	140,843	140,843	140,843	0
	2062 MISC PRIVATE GRANTS	0	34,138	34,138	0	34,138	0
	2098 MISCELLANEOUS GRANTS	0	23,393	23,393	23,393	23,393	0
	2110 FARMINGTON CANAL LINE	6,871,200	704,000	7,575,200	986,227	986,227	6,588,973
	2133 MISC STATE GRANTS	1,054,200	310,371	1,364,571	109,531	310,371	1,054,200
	2140 LONG WHARF PARCELS G AND H	0	46,970	46,970	23,711	46,970	0
	2179 RT 34 RECONSTRUCTION	0	1,297,206	1,297,206	807,104	1,297,206	0
	2185 BOATHOUSE AT CANAL DOCK	0	786,178	786,178	250,824	786,178	0
	2189 RT 34 DOWNTOWN CROSSING	0	19,731,391	19,731,391	8,037,025	19,731,391	0
	2925 COMMUNITY DEVEL BLOCK GRANT	112,513	0	112,513	34,675	89,248	23,265
	CITY PLAN TOTAL	8,037,913	23,074,289	31,112,202	10,213,132	23,445,764	7,866,438
704	TRANSPORTATION TRAFFIC AND PARKING						
	2062 MISC PRIVATE GRANTS	15,000	0	15,000	0	0	15,000
	TRANSPORTATION TRAFFIC AND PARKING	15,000	0	15,000	0	0	15,000
705	COMM. ON EQUAL OPPORTUNITIES						
	2042 CEO SCHOOL CONSTRUCTION PROG	0	17,865	17,865	5,376	7,500	10,165
	2178 CONSTRUCTION WORKFORCE INIT	0	34,835	34,835	0	0	34,835
	EQUAL OPPORTUNITIES TOTAL	0	52,299	52,299	5,376	7,500	44,799
721	BUILDING INSPECTION AND ENFORCEMENT						
	2303 SPECIAL VENDING DISTRICT FEES	98,995	215,854	314,849	78,027	294,421	20,228
	PERSONS WITH DISABILITIES TOTAL	98,995	215,854	314,849	78,027	294,421	20,228
724	ECONOMIC DEVELOPMENT						
	2050 ECONOMIC DEV. REVOLVING FUND	0	60,854	60,854	123	60,854	0
	2062 MISC PRIVATE GRANTS	0	80,130	80,130	0	80,130	0
	2084 RIVER STREET MUNICIPAL DEV PRJ	0	72,957	72,957	72,957	72,957	0
	2133 MISC STATE GRANTS	0	138,361	138,361	7,457	138,361	0
	2139 MID-BLOCK PARKING GARAGE	0	1,040,234	1,040,234	0	0	1,040,234
	2155 ECONOMIC DEVELOPMENT MISC REV	128,114	333,721	461,835	261,440	300,000	161,835
	2165 YNH H HOUSING & ECO DEVELOP	0	418,553	418,553	10,079	400,000	16,553
	2177 SMALL & MINORITY BUSINESS DEV	42,261	0	42,261	0	42,261	0
	2181 US EPA BROWNFIELDS CLEAN-UP	0	1,033,885	1,033,885	851,336	1,033,885	0
	2189 RT 34 DOWNTOWN CROSSING	0	22,118,709	22,118,709	14,568,356	14,568,356	7,550,354
	2194 SMALL BUSINESS INITIATIVE	0	67,094	67,094	30,309	67,094	0
	2925 COMMUNITY DEVEL BLOCK GRANT	125,000	215,491	340,491	137,046	273,035	67,456
	2927 CDBG-DISASTER RECOVERY	0	131,282	131,282	0	131,282	0
	ECONOMIC DEVELOPMENT TOTAL	295,375	25,689,070	25,984,445	15,939,104	17,148,013	8,836,432
747	LIVABLE CITY INITIATIVE						
	2024 HOUSING AUTHORITY	217,911	186,502	384,414	230,943	384,414	0
	2050 ECONOMIC DEV. REVOLVING FUND	0	1,930,184	1,930,184	0	0	1,930,184
	2060 INFILL UDAG LOAN REPAYMENT	69,388	36,290	105,678	8,389	8,389	97,289
	2089 HOME - HUD	1,249,132	2,963,309	4,212,441	1,152,443	1,152,443	3,059,998
	2070 HUD LEAD BASED PAINT	0	250,294	250,294	61,445	61,445	188,849
	2092 URBAN ACT	0	5,502	5,502	0	0	5,502
	2094 PROPERTY MANAGEMENT	226,059	423,557	649,616	468,339	468,339	181,277
	2148 RESIDENTIAL RENTAL LICENSES	384,333	0	384,333	221,751	384,333	0
	2151 HOUSING DEVELOPMENT FUND	1,072,127	92,254	1,164,381	570,357	570,357	594,024
	2165 YNH H HOUSING & ECO DEVELOP	0	861,770	861,770	65,244	300,000	561,770
	2182 HUD CHALLENGE GRANT	0	325	325	0	0	325
	2197 NEIGHBORHOOD COMMUNITY DEVEL	2,048,463	0	2,048,463	671,031	2,048,463	0
	2199 NEIGHBORHOOD RENEWAL PROGRAM	0	2,684,841	2,684,841	2,181,841	2,181,841	503,000
	2305 NEIGHBORHOOD COMM IMPROV FUND	0	166,667	166,667	29,500	29,500	137,167
	2925 COMMUNITY DEVEL BLOCK GRANT	2,619,510	3,043,051	5,662,561	843,524	4,108,192	1,554,369
	2927 CDBG-DISASTER RECOVERY	0	2,435,333	2,435,333	1,419,679	1,419,679	1,015,653
	LIVABLE CITY INITIATIVE TOTAL	7,886,923	15,059,880	22,946,802	7,924,486	13,117,395	9,829,407
	GENERAL GOVERNMENT SUB TOTAL	26,024,764	76,244,213	102,268,976	46,374,926	72,899,131	29,369,846

**SPECIAL FUND EXPENDITURE PROJECTION REPORT
FISCAL YEAR 2019-20
FEBRUARY**

Agency	Fund		(1)	(2)	(3)	(4)	(5)	(6)
			FY 2019-20 BOA Approved	FY 2018-19 Carryover	FY 2019-20 Adjusted Budget 2/29/2020	Expended Encumbered Year to Date 2/29/2020	FY 2019-20 Projected Expenses 6/30/2020	FY 2019-20 Surplus (Deficit) {3} - {5}
900	EDUCATION							
	2090	CHILD DEVELOPMENT PROGRAM BOE	936,137	0	936,137	729,339	936,137	0
	2500	ED LAW ENFORCEMENT RESIST TRAF	1,117,660	0	1,117,660	348,748	1,117,660	0
	2501	TITLE 1 FEDERAL	48,790	0	48,790	19,515	48,790	0
	2503	ED ADULT BASIC CASH	2,997,918	0	2,997,918	1,876,737	2,997,918	0
	2504	PRESCHOOL HANDICAPPED	7,492,744	0	7,492,744	4,404,874	7,492,744	0
	2505	VOC. ED. REVOLVING FUND	376,780	0	376,780	39,118	376,780	0
	2508	MODEL LEARN. DISABILITES	489,882	0	489,882	58,553	489,882	0
	2511	INTEGRATED ARTS CURRICULUM	1,546,004	0	1,546,004	878,882	1,546,004	0
	2512	LEE H.S. PARENTING	1,506,622	0	1,506,622	1,248,491	1,506,622	0
	2517	MAGNET SCHOOLS ASSISTANCE	7,217,112	0	7,217,112	3,612,878	7,217,112	0
	2518	STATE BILINGUAL ED	1,001,111	0	1,001,111	420,775	1,001,111	0
	2519	CAREER EXPLORATION	153,175	0	153,175	6,685	153,175	0
	2521	EDUCATION FOOD SERVICES	14,868,000	0	14,868,000	14,405,223	14,868,000	0
	2523	EXTENDED DAY KINDERGARTEN	9,324,807	0	9,324,807	8,302,015	9,324,807	0
	2528	PRIVATE FOUNDATION GRTS	831,359	0	831,359	394,000	831,359	0
	2531	EDUCATION CHAPTER I	14,284,218	0	14,284,218	6,505,733	14,284,218	0
	2532	EDUCATION HEAD START	6,192,036	0	6,192,036	3,266,905	6,192,036	0
	2534	MEDICAID REIMBURSEMENT	261,993	0	261,993	143,385	261,993	0
	2538	MISC. EDUCATION GRANTS	10,409	0	10,409	10,409	10,409	0
	2546	SCHOOL IMPROVEMENTS	1,314,407	0	1,314,407	718,470	1,314,407	0
	2547	EDUCATION JOBS FUND	16,943,041	0	16,943,041	8,136,718	16,943,041	0
	2568	ED HEAD START - USDA	248,792	0	248,792	171,079	248,792	0
	2579	84-85 PRIORITY SCHOOLS	5,561,485	0	5,561,485	3,517,153	5,561,485	0
	2580	JOBS FOR CT YOUTH	6,385	0	6,385	0	6,385	0
	2925	COMMUNITY DEVEL BLOCK GRANT	11,500	0	11,500	7,187	11,500	0
		EDUCATION SUB-TOTAL	94,742,367	0	94,742,367	59,222,650	94,742,367	0
		GRAND TOTALS	120,767,131	76,244,213	197,011,344	105,597,577	167,641,498	29,369,846

SPECIAL FUND REVENUE PROJECTION REPORT
FISCAL YEAR 2019-20
FEBRUARY

Fund	Fund Description	{1} FY 2019-20 BOA Approved	{2} FY 2018-19 Carryover	{3} FY 2019-20 Adjusted Budget 2/29/2020	{4} FY 2019-20 Reveuns 2/29/2020	{5} FY 2019-20 Projected Revenue 6/30/2020	{6} Variance Projected v. Budget {3} - {5}
2013	BROADWAY CONSTRUCTION PROGRAM	0	140,643	140,643	140,643	140,643	0
2017	COMMUNITY FOUNDATION	0	33,814	33,814	0	33,814	0
2020	FOOD STAMP EMPLOYMENT & TRAINING	0	46,584	46,584	0	10,000	36,584
2024	HOUSING AUTHORITY	217,911	166,502	384,414	217,911	384,414	0
2028	STD CONTROL	116,412	0	116,412	29,103	116,412	0
2029	EMERGENCY MANAGEMENT	67,830	174,069	241,899	0	84,154	157,745
2034	CONTROLLER'S REVOLVING FUND	5,000	1,869	6,869	0	5,000	1,869
2035	YOUTH SERVICES BUREAU	226,396	34,391	260,787	88,136	250,454	10,334
2038	STATE HEALTH SUBSIDY	139,167	71,070	210,237	139,137	210,237	0
2040	COMMUNICABLE DISEASE CONTROL	225,815	235,157	460,971	91,690	460,971	0
2042	CEO SCHOOL CONSTRUCTION PROG	0	17,665	17,665	0	7,500	10,165
2044	LIGHTHOUSE CAROUSEL EVENT FUND	121,787	631,007	752,795	121,787	122,144	630,651
2048	HEALTH DEPT GRANTS	45,636	303	45,939	0	45,939	0
2050	ECONOMIC DEV. REVOLVING FUND	0	2,004,186	2,004,186	123	60,654	1,943,532
2060	INFILL UDAG LOAN REPAYMENT	69,388	36,290	105,678	70,991	70,991	34,687
2062	MISC PRIVATE GRANTS	215,000	242,384	457,384	215,000	441,978	15,406
2063	MISC FEDERAL GRANTS	549,786	210,211	759,997	20,258	759,997	0
2064	RIVER STREET MUNICIPAL DEV PRJ	0	72,957	72,957	0	72,957	0
2065	EMERGENCY SOLUTIONS GRANT HUD	344,146	22,670	366,816	127,574	366,816	0
2066	INNO. HOMELESS INITIATIVE	0	19,366	19,366	0	19,366	0
2069	HOME - HUD	1,249,132	2,963,309	4,212,441	609,531	1,152,443	3,059,998
2070	HUD LEAD BASED PAINT	0	325,916	325,916	69,470	73,739	252,177
2073	HOUSING OPP FOR PERSONS WITH	1,138,798	57,998	1,196,796	392,803	1,196,796	0
2080	LEAD POISONING PREVENTION	0	0	0	0	0	0
2084	RYAN WHITE - TITLE I	11,618	3,906,180	3,917,798	2,786,516	3,917,798	0
2085	THE HUMANE COMMISSION	25,288	532	25,820	25,288	25,820	0
2090	CHILD DEVELOPMENT PROGRAM BOE	936,137	0	936,137	936,137	936,137	0
2092	URBAN ACT	0	5,502	5,502	26	26	5,477
2094	PROPERTY MANAGEMENT	226,059	423,557	649,616	172,662	468,339	181,277
2095	SAGA SUPPORT SERVICES FUND	0	212,392	212,392	979	50,000	162,392
2096	MISCELLANEOUS GRANTS	852,377	311,627	1,164,004	142,996	1,018,220	145,784
2100	PARKS SPECIAL RECREATION ACCT	480,064	370,495	850,559	126,620	538,513	312,046
2108	FIRE APPLICATION FEES	41,500	35,446	76,946	41,500	76,946	0
2110	FARMINGTON CANAL LINE	6,871,200	704,000	7,575,200	0	986,227	6,588,973
2133	MISC STATE GRANTS	1,450,485	1,902,033	3,352,518	431,458	2,113,773	1,238,745
2134	POLICE APPLICATION FEES	0	31,525	31,525	750	31,525	0
2136	HUD LEAD PAINT REVOLVING FUND	33,783	470,015	503,798	33,783	326,439	177,360
2138	BIO TERRORISM GRANTS	45,000	106,384	151,384	0	117,920	33,464
2139	MID-BLOCK PARKING GARAGE	0	1,040,234	1,040,234	0	0	1,040,234
2140	LONG WHARF PARCELS G AND H	0	46,970	46,970	0	46,970	0
2143	CONTROLLERS SPECIAL FUND	252,988	99,263	352,251	180,767	352,251	0
2148	RESIDENTIAL RENTAL LICENSES	384,333	0	384,333	77,724	384,333	0
2150	HOMELAND SECURITY GRANTS	197,072	289,537	486,609	184,317	289,537	197,072
2151	HOUSING DEVELOPMENT FUND	1,072,127	92,254	1,164,381	1,073,130	1,073,130	91,251
2152	DEMOCRACY FUND	120,000	166,786	286,786	120,000	120,000	166,786
2153	MAYORS YOUTH INITIATIVE	359,056	218,699	577,755	439,056	577,755	0
2155	ECONOMIC DEVELOPMENT MISC REV	128,114	333,721	461,835	145,386	300,000	161,835
2159	STREET OUTREACH WORKER PROGRAM	165,000	43,846	208,846	165,000	208,846	0

SPECIAL FUND REVENUE PROJECTION REPORT
FISCAL YEAR 2019-20
FEBRUARY

Fund	Fund Description	{1} FY 2019-20 BOA Approved	{2} FY 2018-19 Carryover	{3} FY 2019-20 Adjusted Budget 2/29/2020	{4} FY 2019-20 Revenue 2/29/2020	{5} FY 2019-20 Projected Revenue 6/30/2020	{6} Variance Projected v. Budget {3} - {5}
2160	MUNICIPAL ID PRGORAM	3,080	84,055	87,135	3,487	4,522	82,613
2165	YNHH HOUSING & ECO DEVELOP	0	1,278,323	1,278,323	0	700,000	578,323
2170	LCI AFFORDABLE HOUSING CONST	0	0	0	0	0	0
2173	PRISON REENTRY PROGRAM	0	1,240	1,240	5	5	1,235
2174	ENERGY EFFICIENCY BLOCK GRANT	0	2,532	2,532	0	2,532	0
2177	SMALL & MINORITY BUSINESS DEV	42,261	0	42,261	0	42,261	0
2178	CONSTRUCTION WORKFORCE INIT	0	34,635	34,635	0	0	34,635
2179	RT 34 RECONSTRUCTION	0	1,297,206	1,297,206	0	1,297,206	0
2180	PSEG	439	108,920	109,359	513	106,819	2,540
2181	US EPA BROWNFIELDS CLEAN-UP	0	1,033,885	1,033,885	0	1,033,885	0
2182	HUD CHALLENGE GRANT	0	325	325	0	0	325
2185	BOATHOUSE AT CANAL DOCK	0	786,178	786,178	139,086	786,178	0
2189	RT 34 DOWNTOWN CROSSING	0	41,850,100	41,850,100	2,159,229	34,299,746	7,550,354
2191	UI STREET LIGHT INCENTIVE	0	129,603	129,603	0	129,603	0
2192	LEGISLATIVE/DEVELOPMENT&POLICY	0	3,500	3,500	0	0	3,500
2193	HEALTH MEDICAL BILLING PROGRAM	64,559	122,303	186,862	60,542	186,862	0
2194	SMALL BUSINESS INITIATIVE	0	67,094	67,094	0	67,094	0
2195	DIXWELL Q HOUSE ST BOND FUNDS	0	0	0	0	0	0
2197	NEIGHBORHOOD COMMUNITY DEVEL	2,048,463	0	2,048,463	200,000	2,048,463	0
2198	BYRNE CRIMINAL JUSTICE INNOV	0	145,555	145,555	145,555	145,555	0
2199	NEIGHBORHOOD RENEWAL PROGRAM	0	2,684,841	2,684,841	0	2,181,841	503,000
2213	ANIMAL SHELTER	7,688	73,174	80,862	30,058	30,058	50,804
2214	POLICE N.H. REGIONAL PROJECT	289,735	25,870	315,605	289,735	315,605	0
2216	POLICE YOUTH ACTIVITIES	0	6,541	6,541	0	6,541	0
2217	POLICE EQUIPMENT FUND	3,000	23,708	26,708	1,531	26,708	0
2218	POLICE FORFEITED PROP FUND	215,780	54,890	270,470	255,318	255,318	15,152
2220	REGIONAL COMMUNICATIONS	548,701	60,432	609,133	386,712	550,000	59,133
2224	MISC POLICE DEPT GRANTS	0	3,609	3,609	0	3,609	0
2225	MISC POLICE DEPT FEDERAL GRANT	0	157,522	157,522	0	157,522	0
2227	JUSTICE ASSISTANCE GRANT PROG	160,124	190,812	350,936	160,107	190,549	160,388
2281	STATE FORFEITURE FUND	4,629	405	5,035	4,629	5,035	0
2300	ORAL CANCER AWARENESS AND PREV	0	348	348	0	0	348
2301	SECOND CHANCE GRANT	0	70,480	70,480	20,356	54,224	16,256
2303	SPECIAL VENDING DISTRICT FEES	98,995	215,654	314,649	103,570	294,421	20,228
2304	YOUTH AT WORK	822,700	59,937	882,637	843,705	843,705	38,932
2305	NEIGHBORHOOD COMM IMPROV FUND	0	166,667	166,667	0	29,500	137,167
2306	BODY CAMERAS	0	0	0	0	0	0
2307	RESERVE FOR LITIGATION	0	1,000,000	1,000,000	0	1,000,000	0
2308	CIVILIAN REVIEW BOARD	201	50,041	50,242	235	235	50,007
2309	FIRING RANGE RENTAL FEES	2,500	0	2,500	2,500	2,500	0
2500	ED LAW ENFORCEMENT RESIST TRAF	1,117,660	0	1,117,660	348,748	1,117,660	0
2501	TITLE 1 FEDERAL	48,790	0	48,790	48,790	48,790	0
2503	ED ADULT BASIC CASH	2,997,918	0	2,997,918	1,934,816	2,997,918	0
2504	PRESCHOOL HANDICAPPED	7,492,744	0	7,492,744	2,948,862	7,492,744	0
2505	VOC. ED. REVOLVING FUND	376,780	0	376,780	0	376,780	0
2508	MODEL LEARN. DISABILITES	489,882	0	489,882	0	489,882	0
2511	INTEGRATED ARTS CURRICULUM	1,546,004	0	1,546,004	468,701	1,546,004	0
2512	LEE H.S. PARENTING	1,506,622	0	1,506,622	732,342	1,506,622	0
2517	MAGNET SCHOOLS ASSISTANCE	7,217,112	0	7,217,112	2,027,737	7,217,112	0
2518	STATE BILINGUAL ED	1,001,111	0	1,001,111	291,256	1,001,111	0
2519	CAREER EXPLORATION	153,175	0	153,175	153,175	153,175	0

**SPECIAL FUND REVENUE PROJECTION REPORT
FISCAL YEAR 2019-20
FEBRUARY**

Fund	Fund Description	{1} FY 2019-20 BOA Approved	{2} FY 2018-19 Carryover	{3} FY 2019-20 Adjusted Budget 2/29/2020	{4} FY 2019-20 Revenue 2/29/2020	{5} FY 2019-20 Projected Revenue 6/30/2020	{6} Variance Projected v. Budget {3} - {5}
2521	EDUCATION FOOD SERVICES	14,868,000	0	14,868,000	9,379,762	14,868,000	0
2523	EXTENDED DAY KINDERGARTEN	9,324,807	0	9,324,807	4,897,463	9,324,807	0
2528	PRIVATE FOUNDATION GRTS	831,359	0	831,359	294,722	831,359	0
2531	EDUCATION CHAPTER I	14,284,218	0	14,284,218	4,623,751	14,284,218	0
2532	EDUCATION HEAD START	6,192,036	0	6,192,036	2,895,073	6,192,036	0
2534	MEDICAID REIMBURSEMENT	261,993	0	261,993	51,524	261,993	0
2538	MISC. EDUCATION GRANTS	10,409	0	10,409	8,614	10,409	0
2546	SCHOOL IMPROVEMENTS	1,314,407	0	1,314,407	160,281	1,314,407	0
2547	EDUCATION JOBS FUND	16,943,041	0	16,943,041	5,612,326	16,943,041	0
2568	ED HEAD START - USDA	248,792	0	248,792	122,485	248,792	0
2579	84-85 PRIORITY SCHOOLS	5,561,485	0	5,561,485	2,141,269	5,561,485	0
2580	JOBS FOR CT YOUTH	6,385	0	6,385	0	6,385	0
2925	COMMUNITY DEVEL BLOCK GRANT	4,275,140	3,561,548	7,836,688	628,829	6,087,593	1,749,095
2927	CDBG-DISASTER RECOVERY	0	2,573,122	2,573,122	721,833	1,557,469	1,015,653
TOTAL		120,767,131	78,244,213	197,011,344	54,717,484	168,285,813	28,725,530

**FY 2019-2020 CAPITAL PROJECT REPORT
MONTH ENDING; FEBRUARY 2020**

The City of New Haven, BOA approved budget for FY 2019-20 includes a Two-Year capital borrowing plan. The overall amount approved is \$70,700,000. In the below report, you will notice a column labeled "OMB Hold". The OMB Hold column are the funds the Office of Management and Budget are reserving until July 1, 2020. Revised Budget is due to re-designations of previous capital funds added to fiscal year 2020 as approved by the Board of Alders.

<i>AGENCY</i>	<i>PROJECT DESCRIPTION</i>	<i>ORIGINAL BUDGET</i>	<i>REVISED BUDGET</i>	<i>OMB HOLD FOR FY 2021</i>	<i>AVAILABLE BUDGET FY 2020</i>	<i>YTD EXPENSES + OPEN PO'S</i>	<i>PROJECTED EXPENDITURES AS OF JUNE 30, 2020</i>
CAO / M&B	ROLLING STOCK	\$6,400,000	\$6,474,062	\$3,200,000	\$3,274,062	\$815,365	\$3,274,062
OFFICE OF TECHNOLOGY	INFO. TECHNOLOGY SOFTWARE	\$200,000	\$200,000	\$100,000	\$100,000	\$63,965	\$100,000
OFFICE OF TECHNOLOGY	INFORMATION TECHNOLOGY NETWORK	\$200,000	\$200,000	\$100,000	\$100,000	\$2,000	\$100,000
OFFICE OF TECHNOLOGY	INFO. TECHNOLOGY INITIATIVES	\$2,800,000	\$2,800,000	\$1,284,873	\$1,515,127	\$957,770	\$1,515,127
OFFICE OF TECHNOLOGY	POLICE TECHNOLOGY	\$200,000	\$200,000	\$100,000	\$100,000	\$47,132	\$100,000
OFFICE OF TECHNOLOGY	FIRE TECHNOLOGY	\$200,000	\$200,000	\$100,000	\$100,000	\$43,142	\$100,000
OFFICE OF TECHNOLOGY	IT FACILITY RENOVATION	\$300,000	\$300,000	\$150,000	\$150,000	\$3,000	\$150,000
OFFICE OF TECHNOLOGY	CITY-WIDE DIGITIZATION	\$200,000	\$200,000	\$100,000	\$100,000	\$17,238	\$100,000
OFFICE OF TECHNOLOGY	LIBRARY TECHNOLOGY & COMMUNICA	\$400,000	\$400,000	\$200,000	\$200,000	\$4,773	\$200,000
OFFICE OF TECHNOLOGY	TT&P COMMUNICATIONS & IT EQUIPM	\$400,000	\$400,000	\$200,000	\$200,000	\$4,000	\$200,000
PUBLIC LIBRARY	LIBRARY IMPROVEMENTS	\$1,200,000	\$1,200,000	\$537,797	\$662,204	\$649,735	\$662,204
PARKS DEPARTMENT	INFRASTRUCTURE IMPROVEMENTS	\$1,400,000	\$1,400,000	\$554,075	\$845,926	\$325,465	\$845,926
PARKS DEPARTMENT	GENERAL PARK IMPROVEMENTS	\$950,000	\$950,000	\$475,000	\$475,000	\$227,730	\$475,000
PARKS DEPARTMENT	LIGHTHOUSE PARK MASTER IMPROVE	\$1,700,000	\$1,700,000	\$850,000	\$850,000	\$28,500	\$850,000
PARKS DEPARTMENT	TREES	\$1,500,000	\$1,500,000	\$659,082	\$840,918	\$800,910	\$840,918
PARKS DEPARTMENT	CITY PARK LIGHTING	\$100,000	\$100,000	\$50,000	\$50,000	\$1,000	\$50,000
POLICE SERVICE	POLICE RADIOS	\$1,800,000	\$1,800,000	\$582,434	\$1,217,566	\$1,204,390	\$1,217,566
POLICE SERVICE	POLICE EQUIPMENT	\$750,000	\$750,000	\$375,000	\$375,000	\$26,376	\$375,000
POLICE SERVICE	POLICE BODY CAMERAS	\$50,000	\$50,000	\$25,000	\$25,000	\$500	\$25,000
POLICE SERVICE	ANIMAL SHELTER, GARAGE&SUBSTAT	\$150,000	\$150,000	\$75,000	\$75,000	\$8,172	\$75,000

**FY 2019-2020 CAPITAL PROJECT REPORT
MONTH ENDING; FEBRUARY 2020**

The City of New Haven, BOA approved budget for FY 2019-20 includes a Two-Year capital borrowing plan. The overall amount approved is \$70,700,000. In the below report, you will notice a column labeled "OMB Hold". The OMB Hold column are the funds the Office of Management and Budget are reserving until July 1, 2020. Revised Budget is due to re-designations of previous capital funds added to fiscal year 2020 as approved by the Board of Alders.

<i>AGENCY</i>	<i>PROJECT DESCRIPTION</i>	<i>ORIGINAL BUDGET</i>	<i>REVISED BUDGET</i>	<i>OMB HOLD FOR FY 2021</i>	<i>AVAILABLE BUDGET FY 2020</i>	<i>YTD EXPENSES + OPEN PO'S</i>	<i>PROJECTED EXPENDITURES AS OF JUNE 30, 2020</i>
POLICE SERVICE	POLICE GARAGE REPAIR	\$0	\$205,978	\$0	\$205,978	\$0	\$205,978
FIRE SERVICE	FIRE FIGHTER PROTECTIVE EQUIPM	\$450,000	\$450,000	\$225,000	\$225,000	\$104,500	\$225,000
FIRE SERVICE	RESCUE & SAFETY EQUIPMENT	\$275,000	\$275,000	\$137,500	\$137,500	\$2,750	\$137,500
FIRE SERVICE	EMERGENCY MEDICAL EQUIPMENT	\$200,000	\$200,000	\$100,000	\$100,000	\$2,000	\$100,000
FIRE SERVICE	FIRE EQUIPMENT LIFT	\$200,000	\$200,000	\$100,000	\$100,000	\$74,854	\$100,000
PUBLIC WORKS	BRIDGES UPGRADES & REHABILITAT	\$450,000	\$450,000	\$225,000	\$225,000	\$79,118	\$225,000
PUBLIC WORKS	FACILITY REPAIR	\$1,000,000	\$1,000,000	\$500,000	\$500,000	\$39,416	\$500,000
PUBLIC WORKS	SIDEWALK CONSTRUCTION & REHABI PAVEMENT	\$500,000	\$500,000	\$250,000	\$250,000	\$5,000	\$250,000
PUBLIC WORKS	MANAGEMENT & INSTRUCT	\$4,000,000	\$4,000,000	\$2,000,000	\$2,000,000	\$871,846	\$2,000,000
PUBLIC WORKS	REFUSE & RECYCLING	\$400,000	\$400,000	\$200,000	\$200,000	\$5,500	\$200,000
PUBLIC WORKS	ENVIRONMENT MITIGATION	\$150,000	\$150,000	\$75,000	\$75,000	\$74,625	\$75,000
ENGINEERING	STREET RECONSTRUCTION	\$1,600,000	\$1,600,000	\$637,539	\$962,461	\$350,442	\$962,461
ENGINEERING	SIDEWALK RECONSTRUCTION	\$6,450,000	\$6,450,000	\$2,978,058	\$3,471,943	\$621,642	\$3,471,943
ENGINEERING	BRIDGES	\$1,700,000	\$1,700,000	\$808,289	\$891,712	\$102,073	\$891,712
ENGINEERING	STREET LIGHTS	\$125,000	\$125,000	\$62,500	\$62,500	\$1,250	\$62,500
ENGINEERING	FACILITY REHABILITATION/REP AIR	\$1,600,000	\$1,600,000	\$695,833	\$904,168	\$507,257	\$904,168
ENGINEERING	GOVERNMENT CENTER	\$500,000	\$500,000	\$250,000	\$250,000	\$5,972	\$250,000
ENGINEERING	GENERAL STORM	\$700,000	\$700,000	\$249,887	\$450,114	\$207,227	\$450,114
ENGINEERING	FLOOD AND EROSION	\$900,000	\$900,000	\$381,917	\$518,084	\$145,167	\$518,084
ENGINEERING	GOFFE STREET ARMORY	\$200,000	\$200,000	\$44,904	\$155,096	\$112,192	\$155,096

**FY 2019-2020 CAPITAL PROJECT REPORT
MONTH ENDING; FEBRUARY 2020**

The City of New Haven, BOA approved budget for FY 2019-20 includes a Two-Year capital borrowing plan. The overall amount approved is \$70,700,000. In the below report, you will notice a column labeled "OMB Hold". The OMB Hold column are the funds the Office of Management and Budget are reserving until July 1, 2020. Revised Budget is due to re-designations of previous capital funds added to fiscal year 2020 as approved by the Board of Alders.

<i>AGENCY</i>	<i>PROJECT DESCRIPTION</i>	<i>ORIGINAL BUDGET</i>	<i>REVISED BUDGET</i>	<i>OMB HOLD FOR FY 2021</i>	<i>AVAILABLE BUDGET FY 2020</i>	<i>YTD EXPENSES + OPEN PO'S</i>	<i>PROJECTED EXPENDITURES AS OF JUNE 30, 2020</i>
CITY PLAN	COASTAL AREA IMPROVEMENTS	\$900,000	\$900,000	\$371,047	\$528,953	\$166,906	\$528,953
CITY PLAN	ON-CALL PLANNING	\$275,000	\$275,000	\$137,500	\$137,500	\$91,750	\$137,500
CITY PLAN	ROUTE 34 EAST	\$125,000	\$125,000	\$62,500	\$62,500	\$1,250	\$62,500
CITY PLAN	WAY FINDING SIGN SYSTEM	\$50,000	\$50,000	\$25,000	\$25,000	\$500	\$25,000
CITY PLAN	FARMINGTON CANAL GREEWAY	\$150,000	\$150,000	\$75,000	\$75,000	\$1,500	\$75,000
TWEED/N H AIRPORT	TWEED NEW HAVEN AIRPORT	\$1,700,000	\$1,700,000	\$850,000	\$850,000	\$203,090	\$850,000
TRAFFIC & PARKING	TRAFFIC SIGNAL MAINTENANCE	\$550,000	\$550,000	\$275,000	\$275,000	\$5,500	\$275,000
TRAFFIC & PARKING	PARKING MBTER MAINTENANCE	\$200,000	\$200,000	\$100,000	\$100,000	\$80,489	\$100,000
TRAFFIC & PARKING	TRAFFIC SIGNAL & PAVEMENT MARK	\$150,000	\$150,000	\$75,000	\$75,000	\$1,500	\$75,000
TRAFFIC & PARKING	TRANSPORTATION ENHANCEMENTS	\$400,000	\$400,000	\$70,261	\$329,740	\$319,730	\$329,740
TRAFFIC & PARKING	PLANNING AND ENGINEERING SERVI	\$300,000	\$300,000	\$150,000	\$150,000	\$75,523	\$150,000
TRAFFIC & PARKING	STRBET LIGHT MAINTENANCE	\$250,000	\$250,000	\$125,000	\$125,000	\$36,048	\$125,000
TRAFFIC & PARKING	VISION ZERO PROJECTS	\$100,000	\$100,000	\$50,000	\$50,000	\$16,000	\$50,000
TRAFFIC & PARKING	LOCAL TRANSIT INFRASTRUCTURE I	\$100,000	\$100,000	\$50,000	\$50,000	\$1,000	\$50,000
TRAFFIC & PARKING	SAFE ROUTES TO SCHOOL	\$100,000	\$100,000	\$50,000	\$50,000	\$1,000	\$50,000
BLDG INSPEC & ENFORC	DEMOLITION	\$700,000	\$700,000	\$90,019	\$609,981	\$526,962	\$609,981
ECONOMIC DEVELOPMENT	LAND AND BUILDING BANK	\$700,000	\$700,000	\$224,209	\$475,791	\$258,582	\$475,791
ECONOMIC DEVELOPMENT	COMMERCIAL INDUSTRIAL SITE DEV	\$850,000	\$850,000	\$173,419	\$676,582	\$511,663	\$676,582
ECONOMIC DEVELOPMENT	FACADES	\$600,000	\$600,000	\$300,000	\$300,000	\$6,000	\$300,000
ECONOMIC DEVELOPMENT	PRE CAPITAL FEASIBILTY	\$150,000	\$150,000	\$75,000	\$75,000	\$29,741	\$75,000

**FY 2019-2020 CAPITAL PROJECT REPORT
MONTH ENDING; FEBRUARY 2020**

The City of New Haven, BOA approved budget for FY 2019-20 includes a Two-Year capital borrowing plan. The overall amount approved is \$70,700,000. In the below report, you will notice a column labeled "OMB Hold". The OMB Hold column are the funds the Office of Management and Budget are reserving until July 1, 2020. Revised Budget is due to re-designations of previous capital funds added to fiscal year 2020 as approved by the Board of Alders.

<i>AGENCY</i>	<i>PROJECT DESCRIPTION</i>	<i>ORIGINAL BUDGET</i>	<i>REVISED BUDGET</i>	<i>OMB HOLD FOR FY 2021</i>	<i>AVAILABLE BUDGET FY 2020</i>	<i>YTD EXPENSES + OPEN PO'S</i>	<i>PROJECTED EXPENDITURES AS OF JUNE 30, 2020</i>
ECONOMIC DEVELOPMENT	SMALL BUSINESS PUBLIC MARKET	\$200,000	\$200,000	\$100,000	\$100,000	\$2,000	\$100,000
ECONOMIC DEVELOPMENT	COMMUNITY FOOD SYSTEMS HUB	\$200,000	\$200,000	\$100,000	\$100,000	\$2,000	\$100,000
LIVABLE CTY INITAT	NEIGHBRHD COMMERCIAL PUB.IMPRO	\$675,000	\$675,000	\$60,706	\$614,295	\$560,339	\$614,295
LIVABLE CTY INITAT	NEIGHBORHOOD HOUSING ASSISTANC	\$1,200,000	\$1,200,000	\$127,178	\$1,072,822	\$977,005	\$1,072,822
LIVABLE CTY INTTAT	PROPERTY MANAGEMENT	\$100,000	\$100,000	\$50,000	\$50,000	\$1,000	\$50,000
LIVABLE CTY INTTAT	RESIDENTIAL REHABILITATION	\$650,000	\$650,000	\$325,000	\$325,000	\$6,500	\$325,000
LIVABLE CTY INITAT	HOUSING DEVELOPEMENT	\$2,000,000	\$2,100,000	\$1,000,000	\$1,100,000	\$1,095,000	\$1,100,000
LIVABLE CTY INITAT	PUBLIC IMPROVEMENT	\$200,000	\$200,000	\$100,000	\$100,000	\$2,000	\$100,000
LIVABLE CTY INITAT	ACQUISITION	\$950,000	\$950,000	\$475,000	\$475,000	\$82,937	\$475,000
LIVABLE CTY INITAT	DOWN PAYMENT AND CLOSING COST	\$100,000	\$100,000	\$50,000	\$50,000	\$59,750	\$50,000
LIVABLE CTY INITAT	EERAP	\$175,000	\$175,000	\$87,500	\$87,500	\$34,605	\$87,500
EDUCATION	GENERAL IMPROVEMENTS	\$3,000,000	\$3,140,806	\$1,500,000	\$1,640,806	\$1,558,297	\$1,640,806
EDUCATION	LIFE SAFETY	\$600,000	\$600,000	\$300,000	\$300,000	\$269,549	\$300,000
EDUCATION	HVAC REPAIRS & REPLACEMENTS	\$1,300,000	\$1,300,000	\$650,000	\$650,000	\$633,000	\$650,000
EDUCATION	ENERGY PERFORMANCE ENHANCEMENT	\$2,400,000	\$2,400,000	\$1,200,000	\$1,200,000	\$289,495	\$1,200,000
EDUCATION	INFORMATION,TECHNOLOGY & COMPU	\$2,900,000	\$2,900,000	\$1,450,000	\$1,450,000	\$309,359	\$1,450,000
EDUCATION	CUSTODIAL EQUIPMENT	\$300,000	\$300,000	\$150,000	\$150,000	\$143,289	\$150,000
EDUCATION	INTERIOR AND EXTERIOR PAINTING	\$350,000	\$350,000	\$175,000	\$175,000	\$3,500	\$175,000
EDUCATION	ASBESTOS ENVIRONMENTAL	\$200,000	\$200,000	\$100,000	\$100,000	\$27,023	\$100,000
EDUCATION	SCHOOL ACCREDITATION	\$100,000	\$100,000	\$50,000	\$50,000	\$1,000	\$50,000

**FY 2019-2020 CAPITAL PROJECT REPORT
MONTH ENDING; FEBRUARY 2020**

The City of New Haven, BOA approved budget for FY 2019-20 includes a Two-Year capital borrowing plan. The overall amount approved is \$70,700,000. In the below report, you will notice a column labeled "OMB Hold". The OMB Hold column are the funds the Office of Management and Budget are reserving until July 1, 2020. Revised Budget is due to re-designations of previous capital funds added to fiscal year 2020 as approved by the Board of Alders.

<i>AGENCY</i>	<i>PROJECT DESCRIPTION</i>	<i>ORIGINAL BUDGET</i>	<i>REVISED BUDGET</i>	<i>OMB HOLD FOR FY 2021</i>	<i>AVAILABLE BUDGET FY 2020</i>	<i>YTD EXPENSES + OPEN PO'S</i>	<i>PROJECTED EXPENDITURES AS OF JUNE 30, 2020</i>
EDUCATION	FLOOR TILE	\$150,000	\$150,000	\$75,000	\$75,000	\$51,500	\$75,000
EDUCATION	CAFETERIA PROGRAM & EQUIPMENT	\$200,000	\$200,000	\$100,000	\$100,000	\$2,000	\$100,000
EDUCATION	PROFESSIONAL SERVICES	\$100,000	\$100,000	\$50,000	\$50,000	\$27,991	\$50,000
EDUCATION	PAVING FENCING & SITE IMPROVEM	\$200,000	\$200,000	\$100,000	\$100,000	\$2,000	\$100,000
EDUCATION	LT MAINTENANCE STEWARDSHIP	\$1,800,000	\$1,800,000	\$900,000	\$900,000	\$77,426	\$900,000
GRAND TOTAL		\$70,700,000	\$71,220,846	\$32,244,022	\$38,976,824	\$17,097,291	\$38,976,824

**SUMMARY OF BUDGET TRANSFERS
FISCAL YEAR 2019-2020
MONTH ENDING; FEBRUARY 2020**

<i>Department</i>	<i>Transfer No.</i>	<i>Amount</i>	<i>Line: From</i>	<i>Line -Desc</i>	<i>Line: To</i>	<i>Line Desc</i>	<i>Reason</i>	<i>COMMENT</i>
<i>No Transfers</i>								

**SELF INSURANCE FUND & FOOD SERVICE & OPEB PROJECTION
FISCAL YEAR 2019-2020
MONTH ENDING; FEBRUARY 2020**

SELF INSURANCE FUND								
	(1) Actual FY 12-13	(2) Actual FY 13-14	(3) Actual FY 14-15	(4) Actual FY 15-16	(5) Actual FY 16-17	(6) Actual FY 17-18	(7) Un-Audited FY 18-19	(8) YTD FY 19-20
EXPENDITURES								
FISCAL YEAR EXPENDITURES	\$3,048,313	\$3,050,081	\$1,192,561	\$1,733,945	\$2,316,245	\$2,608,586	\$4,054,192	\$2,709,245
RICCI CASE	\$3,000,000	\$0	\$0	\$0	\$0	\$0	\$0	\$0
LEWIS SETTLEMENT	\$0	\$0	\$0	\$0	\$0	\$9,500,000	\$0	\$0
AUDITOR ADJUSTMENT (CASE RESERVE)	(\$3,528,217)	(\$710,000)	(\$567,833)	\$10,000	\$1,041,500	\$0	\$0	\$0
EXPENDITURE TOTALS	\$2,520,096	\$2,340,081	\$824,728	\$1,743,945	\$3,357,745	\$12,108,586	\$4,054,192	\$2,709,245
REVENUE								
GENERAL FUND 49109	\$2,400,000	\$2,400,000	\$2,400,000	\$1,750,763	\$2,326,245	\$2,612,000	\$4,291,100	\$2,709,245
BOND PROCEEDS RICCI	\$6,000,000	\$0	\$6,207,335	\$0	\$0	\$0	\$0	\$0
BOND PROCEEDS LEWIS 49119	\$0	\$0	\$0	\$0	\$0	\$9,500,000	\$0	\$0
OTHER REVENUE	\$0	\$0	\$0	\$0	\$0	\$0	\$0	\$0
MISC - 49119	\$0	\$0	\$0	\$0	\$0	\$0	\$0	\$0
TOTAL REVENUE	\$8,400,000	\$2,400,000	\$8,607,335	\$1,750,763	\$2,326,245	\$12,112,000	\$4,291,100	\$2,709,245
EXPENDITURES VS REVENUES OPERATING RESULT SURPLUS / (DEFICIT)	\$5,879,905	\$69,919	\$7,982,607	\$6,817	(\$1,031,500)	\$3,414	\$236,908	\$0
TRANSFERS IN/ OUT	\$0	\$0	\$0	\$0	\$0	\$0	\$0	\$0
AUDITOR ADJUSTMENT	\$0	\$0	\$0	\$0	\$0	\$0	\$0	\$0
NET RESULTS (OPERATING RESULTS + TRANSFERS IN/OU	\$5,879,905	\$69,919	\$7,982,607	\$6,817	(\$1,031,500)	\$3,414	\$236,908	\$0

FOOD SERVICE FUND

	(1) Actual FY 12-13	(2) Actual FY 13-14	(3) Actual FY 14-15	(4) Actual FY 15-16	(5) Actual FY 16-17	(6) Actual FY 17-18	(7) Un-Audited FY 18-19	(8) Projected FY 19-20
EXPENDITURES								
EXPENDITURES	\$12,987,388	\$11,781,659	\$13,939,272	\$15,021,987	\$14,721,178	\$14,700,000	\$14,800,000	\$14,878,000
REVENUES	\$8,411,283	\$11,784,755	\$13,871,959	\$14,999,598	\$14,725,148	\$14,700,000	\$14,800,000	\$14,878,000
EXPENDITURES VS REVENUES OPERATING RESULT SURPLUS / (DEFICIT)	(\$3,556,105)	\$3,096	\$32,687	(\$22,389)	\$3,970	\$0	\$0	\$0
TRANSFERS IN/ OUT	\$0	\$0	\$0	\$0	\$0	\$0	\$0	\$0
AUDITOR ADJUSTMENT	\$7,227,900	\$0	\$0	\$0	\$0	\$0	\$0	\$0
NET RESULTS (OPERATING RESULTS + TRANSFERS IN/OUT)	\$3,671,495	\$3,096	\$32,687	(\$22,389)	\$3,970	\$0	\$0	\$0
Fund Balance	\$0	\$3,096	\$35,783	\$13,394	\$17,363	\$17,363	\$17,363	\$17,363

OPEB CONTRIBUTION BY UNION

BARGAINING UNIT	(1) Actual Prior to FY 15	(2) Actual FY 14-15	(3) Actual FY 15-16	(4) Actual FY 16-17	(5) Actual FY 17-18	(6) Un-Audited FY 18-19	(7) YTD FY 19-20
CITY OF NEW HAVEN	\$480,000	\$15,000	\$15,000	\$405,000	\$405,000	\$405,000	\$405,000
POLICE OPEB	\$0	\$207,904	\$261,890	\$342,034	\$348,354	\$326,273	\$220,690
LOCAL 1303-NURSES	\$0	\$0	\$0	\$0	\$4,783	\$15,720	\$16,156
LOCAL 424	\$0	\$0	\$0	\$0	\$6,277	\$19,718	\$21,549
LOCAL 71	\$0	\$0	\$0	\$0	\$4,871	\$16,970	\$19,086
LOCAL 884 CLERICAL	\$0	\$0	\$0	\$0	\$33,672	\$115,266	\$131,823
LOCAL 3144-SUPERVISORY/PROFESSIONAL	\$0	\$0	\$0	\$0	\$786	\$159,780	\$169,158
EXECUTIVE MANAGEMENT	\$0	\$0	\$0	\$0	\$0	\$25,058	\$32,005
LOCAL 1303-CORP COUNSEL	\$0	\$0	\$0	\$0	\$0	\$5,482	\$8,794

**WORKERS' COMPENSATION PROGRAM
MONTH ENDING; FEBRUARY 2020**

	{1}	{2}	{3}	{4}	{5}	{6}	{7}	{8}	{9}	
	Actual FY 11-12	Actual FY 12-13	Actual FY 13-14	Actual FY 14-15	Actual FY 15-16	Actual FY 16-17	Actual FY 17-18	Actual (unaudited) FY 18-19	Projected FY 19-20	+/- FY 20 VS 19
JULY	1,080,803	\$948,468	\$1,129,736	\$649,824	\$718,014	\$730,569	\$1,142,049	\$899,509	\$860,148	(\$39,361) A
AUGUST	1,046,770	\$1,133,002	\$831,654	\$1,014,736	\$970,294	\$1,401,920	\$789,938	\$816,853	\$971,080	\$154,227 A
SEPTEMBER	738,794	\$562,313	\$742,218	\$800,874	\$698,974	\$443,281	\$726,793	\$695,347	\$763,053	\$167,706 A
OCTOBER	824,155	\$808,580	\$534,472	\$416,831	\$511,307	\$824,325	\$750,642	\$822,304	\$783,058	(\$39,246) A
NOVEMBER	644,403	\$549,577	\$686,435	\$828,838	\$665,912	\$375,237	\$587,318	\$624,371	\$613,092	(\$11,279) A
DECEMBER	1,197,938	\$941,236	\$884,476	\$823,006	\$567,858	\$783,243	\$879,823	\$1,082,317	\$701,555	(\$380,763) A
JANUARY	674,661	\$684,292	\$330,809	\$569,009	\$495,286	\$515,823	\$765,260	\$668,137	\$544,292	(\$123,845) A
FEBRUARY	843,884	\$716,782	\$591,586	\$561,888	\$677,261	\$636,636	\$810,332	\$604,929	\$573,248	(\$31,681) A
MARCH	636,288	\$659,975	\$501,841	\$732,305	\$431,458	\$614,304	\$881,966	\$555,170	\$555,170	\$0 P
APRIL	757,399	\$879,552	\$683,577	\$558,549	\$659,015	\$536,820	\$785,735	\$899,599	\$899,599	\$0 P
MAY	773,718	\$709,180	\$583,852	\$620,719	\$784,329	\$719,467	\$670,594	\$628,303	\$628,303	\$0 P
JUNE	641,811	\$714,901	\$692,755	\$740,458	\$689,926	\$561,021	\$541,334	\$883,627	\$883,627	\$0 P
SUB- TOTAL EXPENSES	9,760,624	\$9,302,858	\$8,153,409	\$8,117,037	\$7,789,434	\$8,142,645	\$9,311,784	\$9,080,465	\$8,746,224	(\$314,240)
GENERAL FUND	8,423,085	\$7,970,000	\$6,900,000	\$7,361,872	\$7,000,000	\$7,188,600	\$8,384,250	\$8,084,788	\$7,745,794	(\$348,994)
RECOVERY REVENUE 49103	256,310	\$251,122	\$585,394	\$233,920	\$134,933	\$301,096	\$392,943	\$480,273	\$480,273	(\$0)
SPECIAL FUND REVENUE 49132	520,089	\$495,239	\$492,298	\$533,026	\$562,638	\$608,188	\$557,537	\$520,158	\$520,158	(\$0)
BOE & CAT. CASES 49143	539,530	\$580,140	\$168,268	\$12,289	\$11,270	\$11,762	\$4,849	\$0	\$0	\$0
MISC - 49119	21,610	\$22,597	\$27,329	\$14,403	\$132,211	\$32,999	\$0	\$0	\$0	\$0
SUB - TOTAL REVENUE	9,760,624	\$9,299,098	\$8,163,289	\$8,145,509	\$7,841,052	\$8,142,646	\$9,319,579	\$9,085,219	\$8,746,224	
NET RESULT OPERATING RESULT	(0)	(\$3,760)	\$9,880	\$28,473	\$71,618	\$0	\$7,795	\$34,754	\$0	
Fund Balance	35,437	\$31,677	\$41,557	\$70,030	\$141,848	\$141,648	\$149,443	\$176,402	\$149,443	

EXPENDITURE COMPARISON BY FISCAL YEAR THROUGH NOVEMBER

	{1}	{2}	{3}	{4}	{5}	{6}	{7}	{8}	{9}	{10}
	Actual FY 11-12	Actual FY 12-13	Actual FY 13-14	Actual FY 14-15	Actual FY 15-16	Actual FY 16-17	Actual FY 17-18	YTD FY 18-19	YTD FY 19-20	+/- FY 20 VS FY 19
JULY	1,080,803	\$948,468	\$1,129,736	\$649,824	\$718,014	\$730,569	\$1,142,049	\$899,509	\$860,148	(\$39,361)
AUGUST	1,046,770	\$1,133,002	\$831,654	\$1,014,736	\$970,294	\$1,401,920	\$789,938	\$816,853	\$971,080	181,142
SEPTEMBER	738,794	\$562,313	\$742,218	\$800,874	\$698,974	\$443,281	\$726,793	\$695,347	\$763,053	28,260
OCTOBER	824,155	\$808,580	\$534,472	\$416,831	\$511,307	\$824,325	\$750,642	\$822,304	\$783,058	32,416
NOVEMBER	644,403	\$549,577	\$686,435	\$828,838	\$665,912	\$375,237	\$589,318	\$624,371	\$613,092	23,774
DECEMBER	1,197,938	\$941,236	\$884,476	\$823,006	\$567,858	\$783,243	\$879,823	\$1,082,317	\$701,555	(178,268)
JANUARY	674,661	\$684,292	\$330,809	\$569,009	\$495,286	\$515,823	\$765,260	\$668,137	\$544,292	(220,968)
FEBRUARY	843,884	\$716,782	\$591,586	\$561,888	\$677,261	\$636,636	\$810,332	\$604,929	\$573,248	(237,084)
TOTAL	7,051,408	\$6,342,250	\$5,891,384	\$5,465,006	\$5,204,707	\$5,711,035	\$6,454,156	\$6,113,766	\$5,799,525	(412,089)
										-7%

**MEDICAL BENEFIT EXPENDITURES
MONTH ENDING; FEBRUARY 2020**

	FY 15-16 EXPENDITURES	FY 16-17 EXPENDITURES	FY 17-18 EXPENDITURES	FY 18-19 EXPENDITURES	FY 19-20 EXPENDITURES	\$ FY20vs19 +/-	% (FY20vs19) +/-
JULY	\$9,403,890	\$8,201,044	\$10,308,558	\$9,429,533	\$11,307,372	\$1,877,839	19.9%
AUGUST	\$7,676,063	\$9,510,348	\$12,336,346	\$9,781,398	\$8,441,814	(\$1,339,782)	-13.7%
SEPTEMBER	\$8,637,798	\$8,900,208	\$10,146,679	\$9,895,920	\$9,816,803	(\$79,316)	-0.8%
OCTOBER	\$8,401,479	\$8,813,497	\$8,311,334	\$10,521,272	\$10,127,093	(\$394,179)	-3.7%
NOVEMBER	\$6,528,915	\$8,881,752	\$8,865,701	\$8,335,004	\$9,043,651	\$708,647	8.5%
DECEMBER	\$9,085,598	\$9,198,598	\$10,283,572	\$10,238,038	\$9,046,133	(\$1,191,906)	-11.6%
JANUARY	\$8,080,208	\$8,081,088	\$9,088,088	\$9,094,024	\$8,379,448	(\$664,576)	-7.2%
FEBRUARY	\$8,582,984	\$8,581,789	\$8,965,754	\$8,917,458	\$8,917,458	\$0	0.0%
MARCH	\$9,906,420	\$9,804,359	\$10,070,762	\$9,485,982	\$9,485,982	\$0	0.0%
APRIL	\$8,569,829	\$8,898,002	\$9,867,325	\$9,122,088	\$9,122,088	\$0	0.0%
MAY	\$8,105,669	\$9,741,884	\$9,836,280	\$9,883,008	\$9,883,008	\$0	0.0%
JUNE	\$9,294,175	\$10,525,228	\$8,859,888	\$8,977,494	\$8,977,494	\$0	0.0%
SUB TOTAL EXPENDITURES	\$102,232,624	\$108,917,773	\$116,730,265	\$113,621,198	\$112,547,923	(\$1,073,273)	-1%
Plus: Cafeteria Workers premium to Unita Here	\$1,859,888	\$1,941,776	\$1,973,451	\$1,937,488	\$1,950,000	\$12,512	0.6%
Plus: Health Savings accounts contributions	\$775,437	\$682,513	\$972,281	\$1,471,122	\$1,800,000	\$328,878	22.4%
Plus: Prior Year Expenses	\$0	\$0	\$0	\$0	\$0	\$0	0.0%
	\$104,867,949	\$111,512,061	\$118,675,997	\$117,029,605	\$116,297,923	(\$731,882)	
Plus: Life Insurance	\$958,951	\$1,036,368	\$1,057,156	\$1,074,489	\$1,100,000	\$25,511	2.37%
plus: Mercer Medicare Parts D							0.00%
Plus: Gallagher Inc.	\$99,487	\$98,000	\$98,000	\$98,000	\$98,000	\$0	0.00%
Plus: Employee Wellness Program	\$300,000	\$334,734	\$300,000	\$309,000	\$318,300	\$9,300	3.01%
Plus : Incurred but not reported (IBNR)	\$421,785	\$1,694,800	\$0	(\$70,300)	\$0	\$70,300	-100.00%
Plus: McGLADREY RE-ENROLLMENT				\$0		\$0	0.00%
Plus: One Time Payment(s)	\$0	\$0	\$0	\$0	\$0	\$0	0.00%
Plus: Other Contractual Services	\$0	\$0	\$0	\$22,839	\$0	(\$22,839)	-100.00%
Plus: Other Adjustments	\$0	\$0	\$0	\$0	\$0	\$0	0.00%
Plus: Medical Benefits Opt out program - Teachers	\$171,000	\$142,500	\$139,000	\$122,000	\$130,000	\$8,000	6.56%
Plus: Personnel Cost	\$0	\$0	\$0	\$11,272	\$80,000	\$68,728	609.7%
PLUS: - Food service	\$0	\$0	\$0	\$0	\$0	\$0	
plus: Other	\$0	\$0	\$0	\$0	\$0	\$0	
TOTAL EXPENDITURES - MEDICAL SELF INSURANCE FUND	\$106,819,171 5.32%	\$114,818,483 7.49%	\$121,270,154 5.82%	\$118,597,105 -2.20%	\$118,024,223 -0.48%	(\$572,881)	0.0%

**MEDICAL BENEFIT EXPENDITURES
MONTH ENDING; FEBRUARY 2020
MEDICAL BENEFITS
REVENUE**

	Fy 16-16 REVENUE	FY 16-17 REVENUE	FY 17-18 REVENUE	FY 18-19 REVENUE	FY 19-20 REVENUE	\$ +/-	% INCREASE
JULY	\$858,301	\$707,429	(\$307,613)	\$1,044,877	\$898,239	(\$348,639)	-33.4%
AUGUST	\$1,704,348	\$1,042,932	\$1,377,651	\$1,538,482	\$1,850,650	\$114,158	7.4%
SEPTEMBER	\$2,179,282	\$2,487,085	\$2,670,551	\$2,308,954	\$2,281,289	(\$45,865)	-2.0%
OCTOBER	\$2,398,188	\$2,337,183	\$2,831,457	\$2,715,887	\$2,659,587	(\$56,290)	-2.1%
NOVEMBER	\$2,785,727	\$3,041,584	\$2,175,448	\$3,218,816	\$3,703,805	\$487,089	15.1%
DECEMBER	\$3,059,818	\$3,178,658	\$3,158,826	\$2,269,588	\$2,193,487	(\$76,101)	-3.4%
JANUARY	\$2,220,319	\$2,571,151	\$2,290,725	\$2,955,085	\$2,685,986	(\$269,099)	-8.8%
FEBRUARY	\$2,871,865	\$2,552,084	\$2,916,457	\$2,379,587	\$2,379,587	\$0	0.0%
MARCH	\$2,750,037	\$3,436,339	\$2,482,704	\$3,281,982	\$3,281,982	\$0	0.0%
APRIL	\$2,439,485	\$2,283,799	\$3,189,691	\$2,268,806	\$2,268,806	\$0	0.0%
MAY	\$2,916,917	\$2,293,285	\$2,448,047	\$3,580,540	\$3,580,540	\$0	0.0%
JUNE	\$3,983,015	\$4,417,387	\$4,398,470	\$4,181,448	\$4,181,448	\$0	0.0%
TOTAL NON GENERAL FUND REVENUE	\$30,153,288	\$30,326,918	\$29,490,413	\$31,728,041	\$31,543,494	(\$184,547)	-0.6%
MEDICARE PT D	\$0	\$0	\$0	\$0	\$0		
PLUS : GF LIFE INSURANCE CONTRIBUTION	\$730,000	\$730,000	\$730,000	\$730,000	\$730,000		
PLUS MEDICARE PART D	\$0	\$0	\$0	\$0	\$0		
PLUS: RETENTION SETTLEMNT							
PLUS; PRESCRIPTION REBATE	\$2,977,469	\$3,263,100	\$3,233,517	\$3,131,316	\$3,000,000		
PLUS: STOP LOSS	\$0	\$0	\$1,755,460	\$0	\$0		
PLUS :INTER-DISTRICT: BOE	\$0	\$0	\$0	\$0	\$0		
PLUS :TRANSFERS	(\$469,793)	(\$283,958)	\$763,751	\$0	\$0		
OUTSIDE REVENUE SUB-TOTAL	\$33,390,984	\$34,036,059	\$35,983,141	\$35,589,357	\$35,273,494		
GENERAL FUND	\$67,989,369	\$72,668,210	\$77,438,210	\$84,338,200	\$83,600,000		
TOTAL REVENUES - MEDICAL SELF INSURANCE FUND	\$101,390,333	\$106,704,269	\$113,401,351	\$118,927,557	\$118,873,494		
	(\$0)	\$0	\$0	\$0	(\$0)		
PROJECTED OPERATING SURPLUS/(DEFICIT)*	(\$5,428,839)	(\$8,114,195)	(\$7,868,803)	\$1,330,452	\$849,271		
TRANSFER IN/OUT/REFUNDING SAVINGS	\$3,584,030	\$0	\$9,000,000	\$0	\$0		
AUDITOR ADJUSTMENTS	\$0	\$7,990,150		\$0	\$0		
NET TOTAL OPERATING (INCLUDING TRANSFER	(\$1,844,808)	(\$124,045)	\$1,131,197	\$1,330,452	\$849,271		
PREVIOUS YEARS FUND BALANCE	(\$3,584,040)	(\$5,428,848)	(\$5,552,583)	(\$4,421,386)	(\$3,090,934)		
NEW FUND BALANCE	(\$5,428,848)	(\$5,552,892)	(\$4,421,386)	(\$3,090,934)	(\$2,241,663)		
(NET RESULT + PREVIOUS YEARS FUND BALANCE)							

LARGE CLAIMS OVER \$250,000 - FY 16 to FY 20
MONTH ENDING; FEBRUARY 2020

FY 16 MEDICAL	FY 17 MEDICAL	FY 18 MEDICAL	FY 19 MEDICAL	FY 20 MEDICAL
>\$250K	> \$250k	> \$250k	> \$250k	> \$250k

July-February

\$818,448	\$491,890	\$1,036,266	\$645,426	\$612,473
\$515,927	\$471,189	\$1,030,504	\$583,151	\$677,122
\$388,950	\$426,081	\$790,027	\$527,858	\$596,555
\$405,944	\$424,200	\$742,720	\$472,723	\$563,593
\$343,673	\$364,024	\$671,276	\$450,875	\$471,859
\$319,907	\$369,017	\$588,984	\$282,631	\$460,815
\$296,313	\$333,295	\$438,565	\$384,244	\$265,778
\$292,471	\$317,698	\$349,850	\$357,560	\$400,394
\$289,487	\$313,401	\$341,159	\$357,554	\$443,459
\$292,104	\$303,846	\$346,515	\$290,471	\$390,403
\$260,188	\$296,780	\$341,396	\$348,475	\$335,998
\$262,004	\$284,500	\$328,362	\$333,517	\$334,502
\$250,461	\$268,053	\$313,245	\$322,950	\$329,880
	\$279,593	\$306,068	\$314,877	\$287,772
	\$265,964	\$298,859	\$299,604	\$282,290
	\$258,127	\$225,085	\$293,513	\$266,396
	\$254,339	\$277,733	\$290,157	\$269,247
		\$285,525	\$266,825	\$250,016
		\$253,756	\$266,042	
		\$253,824		
		\$256,725		
		\$252,559		

TOTAL	\$4,535,876	\$6,721,996	\$9,729,001	\$7,088,554	\$7,238,553
COUNT	13	17	22	19	18
AVG	\$348,914	\$336,588	\$442,227	\$373,082	\$402,142



CITY OF NEW HAVEN, CONNECTICUT
A Peace Messenger City

NEW HAVEN PEACE COMMISSION

March 29, 2020

Honorable Tyisha Walker-Myers
President, New Haven Board of Alders

Dear President Walker-Myers:

The City of New Haven Peace Commission would like to respectfully submit to the Board of Alders a request for inclusion of a non-binding referendum question on the November 3, 2020 election ballot in the City of New Haven.

The requested wording (within the 25-word limit) is:

"Shall Congress prepare for health and climate crises by transferring funds from military budget to cities for human needs, jobs and an environmentally sustainable economy?"

The non-binding referendum question offers an opportunity for the voters of New Haven to voice their opinion on national spending priorities as they impact our city, and thus inform our Congressional Delegation.

We take note that the President's proposed 2021 federal budget significantly increases military spending while sharply cutting funds for SNAP, Medicaid, housing and other essential human needs that are vital for the City of New Haven.

Thank you for your consideration of this request.

Respectfully Submitted,

Joelle R. Fishman
Acting Chair

203-430-2334
joelle.fishman@pobox.com

