


**NOTICE OF ALDERMANIC MEETING  
OF  
THE CITY OF NEW HAVEN  
GREETINGS**

You are hereby required to meet in the Aldermanic Chambers of the City of New Haven on the date and time below.

**MONDAY 4<sup>TH</sup> DAY JANUARY 2021**

**At 7:00 PM**

**Given under my hand this 1<sup>ST</sup> Day of January 2021**

  
Justin Elicker, Mayor



The Seal Of The City Of New Haven

**BOARD OF ALDERS  
REGULAR MEETING  
JANUARY 4, 2021  
AGENDA**

Attendance  
Divine Guidance  
Approval of The Journal of the December 21, 2020 Board of Alders Meeting

**ELECTIONS**

- A. Affirmative Action Commission. One Member. One Year Term.
- B. Capital Projects Committee. Two Members (not of same party). One Year Term.
- C. City Plan Commission. One Member. One Year Term.
- D. Cultural Affairs Commission. One Member. One Year Term.
- E. Development Commission. One Member. One Year Term.
- F. Parks Commission. Two Members (elected bipartisan). One Year Term.
- G. Redevelopment Agency Advisory Council. Two Members One Year Term.
- H. Greater New Haven Water Pollution Control Authority. One Member. One Year Term.

**UNANIMOUS CONSENT**

- 1. From the Tax Collector submitting an Order De Tax Refunds (January 4,2020).
- 2. Order Concerning Real Property Taxes of Charlene Canestri On Motor Vehicle Tax Accounts 840325, 8565455.
- 3. Order Concerning Real Property Taxes of Shahidah Muhammad On Motor Vehicle Tax Accounts 66504, 717600 And 734095.
- 4. Order Concerning Real Property Taxes of William Ruiz On Motor Vehicle Tax Accounts 66504, 717600 And 734095.
- 5. Order Concerning Real Property Taxes of Donna L. Timmone On Motor Vehicle Tax Account 738769.

**COMMUNICATIONS**

- 6. Order of the New Haven Board of Alders approving the Appointment of Cynthia Spears to the Homeless Advisory Commission.
- 7. Order of the New Haven Board of Alders approving the Appointment of Nadine Horton to The Livable City Initiative Board.
- 8. Order of the new haven board of alders approving the Appointment of Adrienne Eckman to the Board of Ethics.

9. Order of the new haven board of alders approving the Appointment of Alan Bowie to the board of ethics.
10. Resolution authorizing superintendent to apply for the Non-priority Grant CT DAS/OSCGR and approval of local Funds.
11. Resolution to establish building committee for sound School roof replacement under non-priority grant CT DAS/OSCGR:
12. Resolution for preparation of schematic drawings And Outline specifications for sound school roof Replacement under the non- priority school Construction grant, CT DAS/OSCGR:
13. Order to read and file the updated budgetary and financial Reports for the month of November 2020 in compliance with Article VIII section 5 of the charter.
14. From the working group on racism as a public health Issue submitting its report and recommendations.

### **FIRST READINGS**

#### **15.Aldermanic Affairs. Favorable.**

- a. Order of the New Haven Board of Alders Approving The Appointment Of Serena Neal Sanjurjo To The Affordable Housing Commission.
- b. Order of the New Haven Board of Alders Approving The Appointment Of Rachel Kaufman To The Humane Commission.
- c. Order of the New Haven Board of Alders Approving The Reappointment Of Naomi Campbell To The Regional Water Authority SCC Representative Policy Board.

#### **16.Tax Abatement. Favorable.**

- a. Order of the New Haven Board of Alders approving the\_(deferring collection of) real property taxes due from Joanne Sockwell on her residence for grand lists of 2017, 2018 and 2019.
- b. Order of the New Haven Board of Alders approving the abating (deferring collection of) real property taxes due from Nancy Genn on her residence for Grand List of 2019.
- c. Order of the New Haven Board of Alders approving the abating (deferring collection of) real property taxes due from Bernice Asamoah on her residence for Grand Lists of 2017, 2018, and 2019.

#### **17.Tax Abatement. Leave to Withdraw**

Order of the New Haven Board of Alders 4granting Leave to Withdraw to the communication concerning real property taxes of Arturo Hernandez on his motor vehicle tax account numbers 795503 and 811715.

### **SECOND READINGS**

#### **18. Community Development. Favorable.**

- a. Resolution of the New Haven Board of Alders authorizing the city to apply for and accept a grant from the Connecticut Department of Economic and Community Development not to exceed \$500,000 to support cleanup of a portion of 198 River Street in the River Street Development Project Plan (MDP) area.

- b. Order authorizing the Mayor to sign a Project Authorization Letter (PAL) and any subsequent amendments for the I-95 over the West River Project which includes operational improvements to interchange nos. 44 (Kimberly Avenue) and 45 (Route 10/Ella Grasso Boulevard) with the State Department of Transportation.

**19. Finance. Favorable.**

- a. Order of the Board of Alders of The City of New Haven authorizing the execution of the Board of Education agreement with Frontline Technologies Group, LLC. for the period of October 1, 2020 to June 30, 2024.
- b. Order of the Board of Alders for the City of New Haven approving a 60-month equipment lease and services agreement between Xerox, Inc. and the City of New Haven, including its Board of Education, for print management program services.
- c. Order to Read and File the updated Budgetary and Financial Reports for the Month of October 2020 in compliance with Article VIII Section 5 of the Charter.

**MISCELLANEOUS**

**20. Motion to Amend:**

From Alder Crespo Submitting a Motion to Amend LM-2019-0606, An Order of The Board of Alders Previously Adopted on December 16, 2019, forgiving the interest due from Anthony Tullo on his motor vehicle tax account numbers 940231, 98703, and 103589 and extending the period to pay the taxes to April 30, 2021.

**21. Motion to Discharge:**

From the Chair of the Aldermanic Affairs committee submitting an order to discharge the committee from consideration of the follow items for the purpose of acting on them immediately

- a. Order Of The New Haven Board Of Alders Approving The Appointment Of Margaret Targove To The Solid Waste & Recycling Authority Board Of Directors.
- b. Order Of The New Haven Board Of Alders Approving The Appointment Of Rose Bonito To The Solid Waste & Recycling Authority Board Of Directors.

**22. Motion to Discharge.**

**END OF YEAR ADMINISTRATIVE DISCHARGES FOR PURPOSES OF LEAVE TO WITHDRAW**

From the Chairs of various committees and joint committees submitting an Order of the Board of Alders to discharge certain committees and joint committees from consideration of the following legislative items and take them up for immediate action for the purpose of “granting leave to withdraw” or “read and file” as is appropriate for the following matters.

**City Services and Environmental Policy.**

From Alders Decker, Marks, Hurt submitting an Order of the New Haven Board of Alders calling for a workshop to discuss the concentration of large-scale landlords in the existing affordable housing market, and the living conditions therein. (Referred to City Services and Environmental Policy Committee). 09/03/2019.

**Community Development.**

Order of the Board of Alders of the City of New Haven, authorizing the City of New Haven, to convey those properties known as 29 Kensington Street, 17 Kensington Street, 21 Kensington Street, 33 Kensington Street and 25 Kensington Street to the Community builders for the purpose of the construction of affordable housing and authorizing the Mayor of The City of New Haven to execute and deliver any and all necessary documents to complete such conveyance in accordance with the provisions of this order and approving the substitution of park properties (Due to duplicate submission).

ACCT#	NAME	ADDRESS	TAX	APPROVED	REFUND AMOUNT
75025	HONDA LEASE TRUST	600 KELLY WAY HOLYOKE, MA 01040	\$ 779.32		\$ 779.32
82434	NEW HAVEN ECOLOGY PROJECT	358 SPRINGSIDE AVE NEW HAVEN, CT 06515	\$ 164.99		\$ 164.99
88221	NISSAN INFINITI LT	P.O. BOX 650214 DALLAS, TX 75265	\$ 410.02		\$ 410.02
88409	NISSAN INFINITI LT	P.O. BOX 650214 DALLAS, TX 75265	\$ 124.05		\$ 124.05
88133	NISSAN INFINITI LT	P.O. BOX 650214 DALLAS, TX 75265	\$ 521.09		\$ 521.09
104513	TOYOTA LEASE TRUST	20 COMMERCE WAY SUITE#800 WOBURN, MA 01801	\$ 576.38		\$ 576.38
104179	TOYOTA LEASE TRUST	20 COMMERCE WAY SUITE#800 WOBURN, MA 01801	\$ 730.16		\$ 730.16
			\$ 3,306.01		
		1/4/2021			
		PENDING BOA			

FROM TAX COLLECTOR, ORDER DE TAX REFUNDS (JANUARY 4,2021)

ORDERED by the New Haven Board of Aldermen that the tax refund applications specified hereinafter by taxpayer's name, account number, and refund amount be and hereby are approved pursuant to the Connecticut General Statutes and the certification of the Tax Collector. The Tax Collector shall draw orders upon the City Treasurer for each payee specified and, pursuant to Section 2-37 of the City Ordinances, the Controller or his designee shall surrender each payment to the payee named thereon after obtaining satisfaction of any and all debts owed to the City of New Haven by the Payee.

NAME	ACCOUNT	AMOUNT
HONDA LEASE TRUST	75025	\$779.32
NEW HAVEN ECOLOGY PROJECT	82434	\$164.99
NISSAN INFINITI LT	88221	\$410.02
NISSAN INFINITI LT	88409	\$124.05
NISSAN INFINITI LT	88133	\$521.09
TOYOTA LEASE TRUST	104513	\$576.38
TOYOTA LEASE TRUST	104179	\$730.16

TOTAL: \$3,306.01

..Title

ORDER CONCERNING REAL PROPERTY TAXES OF SHAHIDAH MUHAMMAD ON  
MOTOR VEHICLE TAX ACCOUNTS 66504, 717600 AND 734095.

..Body

WHEREAS: Ms. Muhammad has old motor vehicle tax accounts; and

WHEREAS: Ms. Muhammad wants to pay these tax bills; and

WHEREAS: Ms. Muhammad is asking for assistance with these accounts.

NOW THEREFORE BE IT ORDERED by the New Haven Board of Alders that the interest for account numbers: 66504, 717600 and 734095 be forgiven.

BE IT FURTHER ORDERED that Ms. Shahidah Muhammad will pay the outstanding taxes less the interest within ninety days of the passage of this Order or the interest shall be restored on motor vehicle tax accounts: 66504, 717600 and 734095.



..Title

ORDER CONCERNING REAL PROPERTY TAXES OF DONNA L. TIMMONE ON MOTOR VEHICLE TAX ACCOUNT 738769.

..Body

WHEREAS: Ms. Timmone has old motor vehicle tax accounts; and

WHEREAS: Ms. Timmone wants to pay these tax bills; and

WHEREAS: Ms. Timmone is asking for assistance with these accounts.

NOW THEREFORE BE IT ORDERED by the New Haven Board of Alders that the interest for account number 738769 be forgiven.

BE IT FURTHER ORDERED that Ms. Donna L. Timmone will pay the outstanding taxes less the interest within ninety days of the passage of this Order or the interest shall be restored on motor vehicle tax account 738769.



## CITY OF NEW HAVEN

JUSTIN ELICKER, MAYOR

165 Church Street  
New Haven, Connecticut 06510  
T: 203.946.8200 F: 203.946.7683  
[www.CityofNewHaven.com](http://www.CityofNewHaven.com)



SINCE 1958

December 31, 2020

Honorable Board of Alders  
City of New Haven  
165 Church Street  
New Haven, CT 06510

Dear President Walker-Myers:

Pursuant to the authority vested in me by virtue of Article XXXVII, Section #213 of the Revised City Charter, I hereby submit for your Honorable Board's approval the name of Ms. Adrienne Eckman of 542 Chapel Street, New Haven, Connecticut, 06511 for appointment to the Board of Ethics replacing Leslie Arthur whose term expired on January 1, 2019. This appointment would become effective upon your Honorable Board's approval and expire on January 1, 2022

I thank you for your kind consideration of this matter and ask for your prompt approval of the same.

Very truly yours,

Justin Elicker  
Mayor

Copies to: Patricia King, Corporation Counsel  
Michael Smart, City Clerk



## CITY OF NEW HAVEN

JUSTIN ELICKER, MAYOR

165 Church Street  
New Haven, Connecticut 06510  
T: 203.946.8200 F: 203.946.7683  
[www.CityofNewHaven.com](http://www.CityofNewHaven.com)



SINCE 1958

December 31, 2020

Honorable Board of Alders  
City of New Haven  
165 Church Street  
New Haven, CT 06510

Dear President Walker-Myers:

Pursuant to the authority vested in me by virtue of Article XXXVII, Section #213 of the Revised City Charter, I hereby submit for your Honorable Board's approval the name of Mr. Alan Bowie of 1816 Ella T Grasso Boulevard, New Haven, Connecticut, 06511 for appointment to the Board of Ethics replacing the service of Reverend Roger Wilkins whose term expired on January 1, 2020. This appointment would become effective upon your Honorable Board's approval and expire on January 1, 2023.

I thank you for your kind consideration of this matter and ask for your prompt approval of the same.

Very truly yours,

Justin Elicker  
Mayor

Copies to: Patricia King, Corporation Counsel  
Michael Smart, City Clerk



## CITY OF NEW HAVEN

JUSTIN ELICKER, MAYOR

165 Church Street  
New Haven, Connecticut 06510  
T: 203.946.8200 F: 203.946.7683  
[www.CityofNewHaven.com](http://www.CityofNewHaven.com)



SINCE 1958

December 31, 2020

Honorable Board of Alders  
City of New Haven  
165 Church Street  
New Haven, CT 06510

Dear President Walker-Myers:

Pursuant to the authority vested in me by per Section #2-60 of the Revised City Charter 7/93, I hereby submit for your Honorable Board's approval the name of Ms. Cynthia Spears of 373 Huntington Street, New Haven, Connecticut, 06511 for appointment to the Homeless Advisory Board. She will be replacing Jesse Hardy whose term expired on January 1, 2019. This appointment would become effective upon your Honorable Board's approval and expire on January 1, 2023

I thank you for your kind consideration of this matter and ask for your prompt approval of the same.

Very truly yours,

Justin Elicker  
Mayor

Copies to: Velma George, Coordinator of Homelessness  
Michael Smart, City Clerk



## CITY OF NEW HAVEN

JUSTIN ELICKER, MAYOR

165 Church Street  
New Haven, Connecticut 06510  
T: 203.946.8200 F: 203.946.7683  
[www.CityofNewHaven.com](http://www.CityofNewHaven.com)



SINCE 1958

December 31, 2020

Honorable Board of Alders  
City of New Haven  
165 Church Street  
New Haven, CT 06510

Dear President Walker-Myers:

Pursuant to the authority vested in me by virtue of Article IV of the Code of General Ordinances, I hereby submit for your Honorable Board's approval the name of Ms. Nadine Horton of 495 Winthrop Avenue, New Haven, Connecticut, 06511 for appointment to the Livable City Initiative. She will be replacing the term of Mary Wadley whose term expired on July 1, 2018 and has reached term limit. This appointment would become effective upon your Honorable Board's approval and expire on July 1, 2024.

I thank you for your kind consideration of this matter and ask for your prompt approval of the same.

Very truly yours,

Justin Elicker  
Mayor

Copies to: Arlevia Samuels, Director of LCI  
Michael Smart, City Clerk

**CHECK LIST FOR ALDERMANIC SUBMISSIONS**

x	Cover Letter
x	Resolutions/ Orders/ Ordinances
x	Prior Notification Form
x	Fiscal Impact Statement - Should include comprehensive budget
x	Supporting Documentation (if applicable)
	Disk or E-mailed Cover letter & Order

**IN ADDITION IF A GRANT:**

x	Notice of Intent
x	Grant Summary
	Executive Summary (not longer than 5 pages without an explanation)

**Date Submitted:** December 23, 2020

**Meeting Submitted For:** \_\_\_\_\_

**Regular or Suspension Agenda:** Regular

**Submitted By:** Mr. Phillip Penn

**Title of Legislation:**

Resolution Authorizing Superintendent to Apply for the Non-Priority Grant CT DAS/OSCGR and approval of Local Funds.

Resolution to Establish Building Committee for Sound School Roof Replacement under Non-Priority Grant CT DAS/OSCGR

Resolution for Preparation of Schematic Drawings and Outline Specifications for Sound School Roof Replacement under the Non-Priority School Construction Grant, CT DAS/OSCGR.

---

---

**Comments:** \_\_\_\_\_

**Coordinator's Signature:** \_\_\_\_\_

**Controller's Signature (if grant):** \_\_\_\_\_

**Mayor's Office Signature:** \_\_\_\_\_

Call 946-7670 with any questions.  
[jrodriguez@newhavenct.gov](mailto:jrodriguez@newhavenct.gov)

December 21, 2020

Tyisha Walker-Myers  
President, Board of Aldermen  
City of New Haven  
165 Church St, 2<sup>nd</sup> Floor  
New Haven, CT 06520

Re: Three Resolutions in Support of the Replacement of the Roof of the Foote Building at Sound School

Dear Ms. Walker-Meyers,

I respectfully submit the enclosed submission requesting the approval of the Board of Alders for three resolutions to replace the roof on the Foote building at Sound School. The roof has been in a deteriorated condition for some time, and has caused significant damage to the inside of the building. The Board of Education's facilities and finance teams have worked with the leadership of Sound School to pursue a roof replacement school construction grant through the State of Connecticut's Department of Administrative Services/Office of School Construction Grant Review (CT DAS/OSCGR). Of a total estimated project cost of \$538,335, we anticipate the State will provide a grant of approximately 78%, or \$419,901, leaving a net cost to the City of \$118,434 that will be funded through by the Board of Education's building maintenance capital account. The Board of Education approved the resolutions at their December 14, 2020 meeting.

The three resolutions are:

1. Resolution Authorizing Superintendent to Apply for the Non-Priority Grant CT DAS/OSCGR and approval of Local Funds (please note that the entire value of the project must be approved with local funds).
2. Resolution to Establish a Building Committee for the Sound School Roof Replacement.
3. Resolution for Preparation of Schematic Drawings and Outline Specifications for Sound School Roof Replacement.

I look forward to the Alders' prompt approval of the Resolutions .

Thank you again for your time and attention.

Very truly yours,



Mr. Phillip Penn  
Chief Financial Officer



NEW HAVEN PUBLIC SCHOOLS

## **RESOLUTION #1**

### **Resolution Authorizing Superintendent to Apply for the Non-Priority Grant CT DAS/OSGR and approval of Local Funds**

**WHEREAS**, the State of Connecticut through its Non-Priority School Construction Grant Program has created a grant program for school construction projects, including the replacement of roofs; and

**WHEREAS**, the purpose of the Grant is to reimburse municipalities for certain school construction expenses, including the replacement of roofs, under the jurisdiction of the municipalities; and

**WHEREAS**, eligible expenses include \$538,335 to replace roof at the Sound School; and

**WHEREAS**, priority school districts as well as wealth indicators will be factors in the Grant award as well as the percentage of reimbursement available to the successful district; and

**WHEREAS**, the New Haven Board of Education has already committed funds in its Capital Budget for \$538,335 that would be covered under this Grant; and

**WHEREAS**, successful application for this Grant will allow the Board of Education to maximize its efforts to address a serious roof leak problem that has existed for several years.

**THEREFORE, BE IT RESOLVED THAT**, the New Haven Board of Education hereby authorizes Dr. Iline Tracey, Superintendent New Haven Public School District, to submit an application for a grant to replace the roof of the Foote building at the Sound School through the Non-Priority School Construction Grant Program.





NEW HAVEN PUBLIC SCHOOLS

## **RESOLUTION #2**

### **Resolution to Establish Building Committee for Sound School Roof Replacement under Non-Priority Grant CT DAS/OSCGR:**

**WHEREAS**, the State of Connecticut through its Non-Priority School Construction Grant Program has created a grant program for school construction projects, including the replacement of roofs; and

**WHEREAS**, the purpose of the Grant is to reimburse municipalities for certain school construction expenses, including the replacement of roofs, under the jurisdiction of the municipalities; and

**WHEREAS**, eligible expenses include \$538,335 to replace the roof of the Foote building at the Sound School; and

**WHEREAS**, priority school districts as well as wealth indicators will be factors in the Grant award as well as the percentage of reimbursement available to the successful district; and

**WHEREAS**, the New Haven Board of Education has already committed funds in its Capital Budget for \$538,335 that would be covered under this Grant; and

**WHEREAS**, successful application for this Grant will allow the Board of Education to maximize its efforts to address a serious roof leak problem that has existed for several years.

**THEREFORE, BE IT RESOLVED THAT**, the New Haven Board of Education establishes a building committee for oversight of the Sound School roof replacement under the Non-Priority School Construction Grant Program as required by the CT DAS/OSCGR application.



NEW HAVEN PUBLIC SCHOOLS

### **RESOLUTION #3**

#### **Resolution for Preparation of Schematic Drawings and Outline Specifications for Sound School Roof Replacement under the Non-Priority School Construction Grant, CT DAS/OSCGR:**

**WHEREAS**, the State of Connecticut through its Non-Priority School Construction Grant Program has created a grant program for school construction projects, including the replacement of roofs; and

**WHEREAS**, the purpose of the Grant is to reimburse municipalities for certain school construction expenses, including the replacement of roofs, under the jurisdiction of the municipalities; and

**WHEREAS**, eligible expenses include \$538,335 to replace the roof of the Foote building at the Sound School; and

**WHEREAS**, priority school districts as well as wealth indicators will be factors in the Grant award as well as the percentage of reimbursement available to the successful district; and

**WHEREAS**, the New Haven Board of Education has already committed funds in its Capital Budget for \$538,335 that would be covered under this Grant; and

**WHEREAS**, successful application for this Grant will allow the Board of Education to maximize its efforts to address a serious roof leak problem that has existed for several years.

**THEREFORE, BE IT RESOLVED THAT**, the New Haven Board of Education authorizes the preparation of schematic drawings and outline specifications for the Sound School roof replacement under the Non-Priority School Construction Grant Program as required by the CT DAS/OSCGR application.



November 2, 2020

Attn: John Barbarotta – Facilities  
New Haven Board of Education  
New Haven, CT

Re: Lower Roof Replacement Proposal Phase 1



John,

Eagle Rivet Roof Service proposes the following:

- Furnish all labor, materials, dumpsters, and safety equipment to perform the following.
- Prior to mobilization, submit for and furnish a building permit from The City of New Haven. Permit fees not included (assumed waved).
- Upon mobilization, crane load roof with all safety and materials required.
- Place dumpster(s) next to building for all debris.
- Completely demo concrete patio area and remove properly from site.
- Completely remove all roofing membrane leaving existing insulation. All materials will be removed properly from site.
- Carefully examine existing roof insulation for saturation or deterioration. If any is found it will be replaced at a rate of \$6.00/sq./ft.

*For all your roofing needs.*

*15 Britton Drive, Bloomfield, CT 06002 860-953-1231 fax 860-953-0619*

- Furnish and mechanically fasten **one** (1) layer of new 2.5" polyisocyanurate insulation to meet CT state code of R-30.
- Furnish and install new tapered polyisocyanurate insulation crickets and drain sumps for proper drainage.
- Over all insulation, furnish and install a new layer of ½" high density insulation.
- Insulation will be fastened to meet 90mph wind uplift.
- Furnish and install a new .060mil. fully adhered TPO roofing system complete with all flashings and terminations required.
- Coping edge metal termination will remain. New termination bar and metal counterflashing will be installed for new warranty.
- Furnish to owner a twenty-year (20) manufacturer's warranty on all labor and materials.
- Furnish to owner a two (2) year guarantee on all craftsmanship.
- Clean roof and grounds completely where work was completed.

**Lump sum price to complete scope of work as described above:**

***\$293,100.00 Excludes taxes, prevailing wages included***

***Upper Roof Area(s) Restoration***

- Upper roof areas are still under warranty. The following general maintenance and minor repairs are highly recommended to ensure warranty remains in effect. Replacement is not required at this time.
- Clean all roofs of debris.
- Probe and repair any failed seams.
- Probe and repair any failed penetration flashings.

**Lump sum price to complete scope of work as described above:**

***\$6,600.00 Excludes taxes, prevailing wages included***

### **Re-Roof Option on Upper Roof Areas**



- Completely remove all roofing membrane leaving existing insulation. All materials will be removed properly from site.
- Carefully examine existing roof insulation for saturation or deterioration. If any is found it will be replaced at a rate of \$6.00/sq./ft.
- Furnish and mechanically fasten **one** (1) layer of new 2.5" polyisocyanurate insulation to meet CT state code of R-30.
- Furnish and install new tapered polyisocyanurate insulation crickets and drain sumps for proper drainage.
- Over all insulation, furnish and install a new layer of ½" high density insulation.
- Insulation will be fastened to meet 90mph wind uplift.
- Furnish and install a new .060mil. fully adhered TPO roofing system complete with all flashings and terminations required.
- Coping edge metal termination will remain. New termination bar and metal counterflashing will be installed for new warranty.
- Furnish to owner a twenty-year (20) manufacturer's warranty on all labor and materials.
- Furnish to owner a two (2) year guarantee on all craftsmanship.
- Clean roof and grounds completely where work was completed.

**Lump sum price to complete scope of work as described above:**

**\$163,000.00 Excludes taxes, prevailing wages included**

*For all your roofing needs.  
15 Britton Drive, Bloomfield, CT 06002 860-953-1231 fax 860-953-0619*

If you would like Eagle Rivet Roof Service technicians to perform scope of work, please sign and date proposal for scheduling.

---

Thank you for the opportunity to present this proposal to you. We look forward to servicing all your roofing needs.

***David Nietch***

Service Manager / Warranty Claims  
Eagle Rivet Roof Service Corporation  
o: 860.953.1231  
f: 860.953.0619

*For all your roofing needs.  
15 Britton Drive, Bloomfield, CT 06002 860-953-1231 fax 860-953-0619*



NEW HAVEN PUBLIC SCHOOLS

**Sound School**

**Foote Building Roof Replacment  
Estimated Project Costs**

Construction	\$462,700
Project Management	\$30,000
Other Professional Fees	\$15,000
Printing, Duplicating, Bid Advertising	<u>\$5,000</u>
Subtotal	\$512,700
Project Contingency, 5%	<u>\$25,635</u>
Estimated Project Total	\$538,335

# **CITY OF NEW HAVEN**

## **MONTHLY FINANCIAL REPORT** **FISCAL YEAR 2020-2021**



**FOR THE MONTH ENDING**  
**NOVEMBER 30, 2020**  
**SUBMITTED DECEMBER 28, 2020**



**City of New Haven**  
**Justin M. Elicker, Mayor**



**December 28, 2020**

The Honorable Board of Alders  
City of New Haven  
165 Church Street  
New Haven, CT 06510

Dear Honorable Board:

In compliance with Article VIII, Section 5 of the Charter of the City of New Haven, please find attached the required budgetary and financial reports for the month of November 2020.

As required by City Charter, the report shall be filed in the Office of the City Clerk where it shall be available for public inspection. Copies will also be made available to members of the Financial Review and Audit Commission.

Thank you.

Very truly yours,

A handwritten signature in blue ink, appearing to read "Justin M. Elicker", with a long horizontal line extending to the right.

Justin M. Elicker,  
Mayor

City of New Haven, Monthly Financial Report Disclosure Note

The information set forth herein is for internal use purposes only and is not based on audited financial information. Such information provided herein is not guaranteed as to accuracy or completeness by the City and is not intended to be and is not to be construed as a representation by the City.

Statements in these monthly financial statements that are not historical facts are forward-looking statements based on current expectations of future events and are subject to risks and uncertainty. Actual results could differ materially from those expressed or implied by such statements. The City therefore cautions against placing reliance on the forward-looking statements included in these monthly financial statements. All forward-looking statements included in these monthly financial statements are made only as of the date hereof and the City does not assume any obligation to update any forward-looking statements made by the City as a result of new information, future events or other factors.

The information and expressions of opinion herein are subject to change without notice and neither the delivery of these monthly financial statements shall, under any circumstances, create any implication that there has been no change in the affairs of the City since the date of these monthly financial statements.

**CITY OF NEW HAVEN MONTHLY REPORT  
FISCAL YEAR 2020-2021**

**MONTH ENDING; NOVEMBER 2020  
TABLE OF CONTENTS**

<b><u>SECTION</u></b>	<b><u>PAGE NO.</u></b>
<b><u>General Fund</u></b>	
Projected Summary of Revenues and Expenditures	1-3
Covid 19 Spending by Agency	4
General Fund Selected Revenue Summary	5
General Fund Revenue Report	6-10
Revenue Summary Analysis	11
Summary of Tax Collections	12
General Fund Selected Expenditure Projection	13-14
General Fund Expenditure Report	15-16
Education Budget Update	17-18
Police and Fire Summaries	19-30
Weekly Overtime Report by Department	31
Monthly Summary of Overtime by Department	32
City Investment Report	33
Summary of Outstanding Debt	34
<b><u>Personnel</u></b>	
Monthly Personnel Report	35
City Personnel Vacancy Report	36-39
City Travel Report	40
<b><u>Special Funds</u></b>	
Grants Accepted by City for Month	41
Expenditure and Revenue Explanation	42
Expenditure Projection Report	43-46
Revenue Projection Report	47-49
<b><u>Capital Projects</u></b>	
Open Capital Balance Report	50-54
<b><u>Other Sections</u></b>	
Summary of Transfer's for Month	55
Self Insurance Funds, Food Service, & OPEB	56-57
Workers Compensation Detail	58
Medical Benefits Detail and Large Claims	59-61

**CITY OF NEW HAVEN MONTHLY FINANCIAL REPORT  
FISCAL YEAR 2020-2021  
MONTH ENDING; NOVEMBER 2020**

	<b>BOA APPROVED</b>	<b>FORCASTED</b>	<b>+/-</b>
EXPENDITURES	\$567,990,073	\$572,116,735	(\$4,126,662)
REVENUE	\$567,990,073	\$560,662,461	(\$7,327,612)
<b>BALANCE SURPLUS / (DEFICIT)</b>			<b>(\$11,454,274)</b>

**CITY FUND BALANCE (UNAUDITED) AS OF MONTH ENDING; NOVEMBER 2020**

<i>Major Fund</i>	<i>Previous Years Fund Balance</i>	<i>FY 2019-20 Unaudited Operating Results</i>	<i>FY 2019-20 Audit Ending Fund Balance</i>
<i>General Fund</i>	\$18,157,009	(\$11,454,274)	\$6,702,735
<i>Litigation Fund</i>	\$225,179	\$0	\$225,179
<i>Medical Self Insurance Fund</i>	(\$793,189)	\$4,100,538	\$3,307,349
<i>Workers Compensation Fund</i>	\$212,703	\$0	\$212,703
<i>Grand Total</i>	\$17,801,703	(\$7,353,736)	\$10,447,966

**CITY OF NEW HAVEN MONTHLY FINANCIAL REPORT**  
**FISCAL YEAR 2020-2021**  
**MONTH ENDING; NOVEMBER 2020**

**SUMMARY- CHANGES FROM PRIOR REPORT**

**Expenditures Changes**

	October-20 Surplus / (Deficit)	November-20 Surplus / (Deficit)	+/- Savings (Decrease) / Increase	Comments on Expenditure/Revenue Changes
Legislative Services	\$15,000	\$15,000	\$0	
Mayor's Office	\$15,000	\$15,000	\$0	
Chief Administrators Office	\$30,000	\$30,000	\$0	
Corporation Counsel	\$30,000	\$30,000	\$0	
Finance Department	\$0	\$0	\$0	
Information and Technology	\$0	\$0	\$0	
Office of Assessment	\$0	\$0	\$0	
Library	\$0	\$0	\$0	
Park's and Recreation	\$0	\$0	\$0	
City Clerk's Office	\$15,000	\$15,000	\$0	
Registrar of Voters	\$0	\$0	\$0	
Public Safety/911	\$123,892	\$143,892	\$20,000	
Police Department	(\$924,424)	(\$1,911,469)	(\$987,045)	
Fire Department	(\$1,799,337)	(\$1,999,337)	(\$200,000)	
Health Department	\$55,000	\$55,000	\$0	
Fair Rent	\$0	\$0	\$0	
Elderly Services	\$20,000	\$20,000	\$0	
Youth Services	\$0	\$0	\$0	
Services with Disabilities	\$0	\$0	\$0	
Community Services	\$30,000	\$30,000	\$0	
Vacancy Savings	(\$3,146,196)	(\$3,146,196)	\$0	
Various Organizations	\$0	\$0	\$0	
Non-Public Transportation	\$0	\$0	\$0	
FEMA Match	\$0	\$0	\$0	
Contract Reserve	\$500,000	\$500,000	\$0	
Public Works	\$0	\$0	\$0	
Engineering	\$45,000	\$45,000	\$0	
Debt Service	\$0	\$0	\$0	
Master Lease	\$0	\$0	\$0	
Rainy Day Replenishment	\$0	\$0	\$0	
Development Operating Subsidies	\$0	\$0	\$0	
City Plan	\$0	\$0	\$0	
Transportation Traffic and Parking	\$100,272	\$100,272	\$0	
Commission on Equal Opportunity	\$3,000	\$3,000	\$0	
Office of Bld, Inspect& Enforc	\$0	\$0	\$0	
Economic Development	\$10,915	\$10,915	\$0	
Livable Cities Initiatives	\$15,000	\$15,000	\$0	
Pension(s)	\$0	\$0	\$0	
Self-Insurance	(\$500,000)	(\$500,000)	\$0	
Employee Benefits	(\$200,000)	\$1,800,000	\$2,000,000	Adjustment in medical contribution
Education	\$2,709,484	\$2,709,484	\$0	
<b>REVENUE TOTAL</b>	<b>(\$2,852,394)</b>	<b>(\$2,019,439)</b>	<b>\$832,955</b>	

**CITY OF NEW HAVEN MONTHLY FINANCIAL REPORT**  
**FISCAL YEAR 2020-2021**  
**MONTH ENDING; NOVEMBER 2020**

	October-20	November-20	+/- Savings (Decrease) / Increase	Comments on Expenditure/Revenue Changes
	Surplus / (Deficit)	Surplus / (Deficit)		
<b><u>City Sources</u></b>				
PROPERTY TAXES	\$22,388	\$22,388	\$0	
BUILDING PERMITS	\$0	\$0	\$0	
PARKING METERS	(\$2,150,000)	(\$2,650,000)	(\$500,000)	Revenue adjustment per projection
PARKING TAGS	(\$2,000,000)	(\$2,500,000)	(\$500,000)	Revenue adjustment per projection
OTHER LIC., PERMITS & FEES	(\$450,000)	(\$650,000)	(\$200,000)	Revenue adjustment per projection
INVESTMENT INCOME	\$100,000	\$100,000	\$0	
RENTS & FINES	(\$2,000,000)	(\$2,500,000)	(\$500,000)	Revenue adjustment per projection
PAYMENTS IN LIEU OF TAXES	\$0	(\$1,000,000)	(\$1,000,000)	Revenue adjustment per projection
OTHER TAXES AND ASSESSMENTS	\$0	\$0	\$0	
MISCELLANEOUS & OTHER REVENUE	\$0	\$0	\$0	
<b>CITY SOURCES SUB-TOTAL</b>	<b>(\$6,477,612)</b>	<b>(\$9,177,612)</b>	<b>(\$2,700,000)</b>	
<b><u>State Sources</u></b>				
STATE GRANTS FOR EDUCATION	\$0	\$0	\$0	
STATE GRANTS & PILOTS	(\$500,000)	(\$650,000)	(\$150,000)	
<b>STATE SOURCES SUB - TOTAL</b>	<b>(\$500,000)</b>	<b>(\$650,000)</b>	<b>(\$150,000)</b>	
<b>REVENUE TOTAL</b>	<b>(\$6,977,612)</b>	<b>(\$9,827,612)</b>	<b>(\$2,850,000)</b>	

**COVID 19 - City Spending By Agency**  
**Year to Date as of 12/28/20**

**Covid 19 - City Spending is accounted for as a special revenue fund. The below expenditures are not accounted for in the general fund. FEMA is expected to reimburse the City 75% of eligible cost, with the City matching 25%. In FY 2019-20, The City moved \$1.2M as the local match for FEMA related matters. The City will determine if any additional funds needed for FY 2020-21. Those funds will come from the City general fund (expenditure reserve) account.**

<b>City Agency</b>	<b>March to June Overtime</b>	<b>July to Current Overtime</b>	<b>Total</b>	<b>Account Notes</b>
137 - Finance	\$644	\$0	\$644	
160 - Parks, Recreation & Trees	\$13,560	\$0	\$13,560	
200 - Public Safety Comm.	\$6,475	\$0	\$6,475	
201 - Police Department	\$455,584	\$279,783	\$735,366	
202 - Fire Department	\$189,799	\$42,487	\$232,286	
301 - Health Department	\$22,437	\$10,000	\$32,437	
308 - CSA	\$0	\$0	\$0	
501 - Public Works	\$17,866	\$0	\$17,866	
502 - Engineering	\$0	\$0	\$0	
504 - Parks and Public Works	\$0	\$43,532	\$43,532	
900 - Education	\$14,139	\$24,707	\$38,846	
903 - Food Services (BOE)	\$8,596	\$12,685	\$21,282	
<b>Total</b>	<b>\$729,099</b>	<b>\$413,194</b>	<b>\$1,142,294</b>	

<b>City Agency</b>	<b>March to June Non-Personnel</b>	<b>July to Current Non-Personnel</b>	<b>Total</b>	<b>Account Notes</b>
111 - Legislative Services	\$1,633	\$482	\$2,116	
131 - Mayor's Office	\$0	\$1,000	\$1,000	
132 - CAO	\$55,003	\$0	\$55,003	
133 - Corporation Counsel	\$113	\$0	\$113	
137 - Finance	\$385,651	\$18,191	\$403,842	
139 - Assessors Office	\$0	\$0	\$0	
152 - Library	\$5,739	\$6,418	\$12,157	
160 - Parks, Recreation & Trees	\$86,051	\$0	\$86,051	
161 - City/Town Clerk	\$0	\$0	\$0	
162 - Registrars of Voters	\$17,206	\$0	\$17,206	
200 - Public Safety Comm.	\$993	\$0	\$993	
201 - Police Department	\$31,411	\$17,201	\$48,612	
202 - Fire Department	\$177,896	\$22,918	\$200,814	
301 - Health Department	\$148,052	\$5,305	\$153,356	
302 - Fair Rent Commission	\$0	\$0	\$0	
303 - Elderly Services	\$1,075	\$0	\$1,075	
304 - Youth Services	\$4,474	\$0	\$4,474	
305 - Disability Services	\$3,400	\$1,050	\$4,450	
308 - CSA	\$524,239	\$281,373	\$805,612	
501 - Public Works	\$9,420	\$0	\$9,420	
502 - Engineering	\$64,103	\$65,046	\$129,149	
504 - Parks and Public Works	\$0	\$84,777	\$84,777	
702 - City Plan	\$0	\$0	\$0	
704 - Transportation, Traffic & Parking	\$2,792	\$0	\$2,792	
705 - Commission on Equal Opportunities	\$0	\$0	\$0	
721 - Building Inspection & Enforcement	\$429	\$0	\$429	
724 - Economic Development	\$0	\$0	\$0	
747 - LCI	\$1,203	\$334	\$1,537	
900 - Education	\$774,526	\$466,913	\$1,241,439	
903 - Food Services (BOE)	\$121,803	\$44,547	\$166,349	
<b>Total</b>	<b>\$2,417,212</b>	<b>\$1,015,554</b>	<b>\$3,347,990</b>	

<b>City Category</b>	<b>Grand Total</b>	<b>FEMA Share (75%)</b>	<b>Local (City) Share (25%)</b>
Labor	\$1,142,294	\$856,720.25	\$285,573.42
Materials, Supplies, and Contracts	\$3,347,990	\$2,510,992.16	\$836,997.39
<b>Grand Totals</b>	<b>\$4,490,283</b>	<b>\$3,367,712</b>	<b>\$1,122,571</b>

**GENERAL FUND SELECTED REVENUE SUMMARY**

***FISCAL YEAR 2020-2021***

***MONTH ENDING; NOVEMBER 2020***

A comparison of selected revenue sources, compared to the same period in the prior fiscal year are cited below.

**Intergovernmental (State) Revenue Sources (Selected) as of November**

	<b>FY 15-16</b>	<b>FY 16-17</b>	<b>FY 17-18</b>	<b>FY 18-19</b>	<b>FY 19-20</b>	<b>FY 20-21</b>	<b>+/-</b>	<b>%</b>
Education Cost Sharing	\$35,627,381	\$35,627,381	\$38,575,494	\$35,695,462	\$35,627,381	\$35,627,381	\$0	0%
PILOT-College & Hospital	\$41,698,019	\$40,483,204	\$36,545,385	\$36,375,142	\$36,545,385	\$36,545,385	\$0	0%
PILOT-State Property	\$6,993,359	\$6,013,572	\$0	\$5,146,251	\$5,146,251	\$5,146,251	\$0	0%
PILOT-Rev Sharing ieu	\$0	\$14,584,940	\$14,584,940	\$15,246,372	\$15,246,372	\$15,246,372	\$0	0%
Pequot Funds	\$0	\$0	\$0	\$0	\$0	\$0	\$0	0%

	<b>FY 15-16</b>	<b>FY 16-17</b>	<b>FY 17-18</b>	<b>FY 18-19</b>	<b>FY 19-20</b>	<b>FY 20-21</b>	<b>+/-</b>	<b>%</b>
Real Estate Con. Tax	\$833,645	\$953,547	\$1,166,547	\$699,093	\$961,541	\$1,012,819	\$51,278	5%
City Clerk Fee's	\$136,794	\$159,890	\$153,644	\$148,483	\$170,949	\$120,647	(\$50,302)	-29%
Building Permits	\$3,443,611	\$2,871,035	\$3,722,192	\$2,674,773	\$4,552,717	\$11,738,878	\$7,186,161	158%
Parking Tags	\$2,126,633	\$1,915,347	\$2,031,092	\$1,841,302	\$1,903,501	\$141,949	(\$1,761,552)	-93%
Parking Meters*	\$2,536,515	\$2,662,292	\$2,682,824	\$2,506,285	\$2,838,260	\$1,532,814	(\$1,305,446)	-46%

**\* PARKING METER DETAIL**

	<b>FY 15-16</b>	<b>FY 16-17</b>	<b>FY 17-18</b>	<b>FY 18-19</b>	<b>FY 19-20</b>	<b>FY 20-21</b>	<b>+/-</b>	<b>%</b>
Other	\$1,250	\$5,000	\$5,000	\$2,357	\$34,540	(\$14,816)	(\$49,357)	-143%
Meter Bags	\$289,006	\$420,894	\$324,799	\$288,147	\$155,050	\$254,621	\$99,572	64%
Meter Coin Revenue	\$977,779	\$897,428	\$817,199	\$714,103	\$637,341	\$256,942	(\$380,398)	-60%
Meter Credit Card Revenue	\$851,482	\$896,024	\$996,162	\$922,943	\$807,930	\$483,125	(\$324,805)	-40%
Pay by Cell	\$379,851	\$410,013	\$507,970	\$557,691	\$1,190,925	\$537,840	(\$653,084)	-55%
Voucher Revenue	\$37,147	\$32,933	\$31,694	\$21,044	\$12,475	\$15,101	\$2,627	100%
	<u>\$2,536,515</u>	<u>\$2,662,292</u>	<u>\$2,682,824</u>	<u>\$2,506,285</u>	<u>\$2,838,260</u>	<u>\$1,532,814</u>	<u>(\$1,305,446)</u>	<u>-46%</u>



**GENERAL FUND REVENUE REPORT  
FISCAL YEAR 2020-2021  
MONTH ENDING; NOVEMBER 2020**

Account Description	A FY 2020-21 Approved Budget	B FY 2020-21 Recognized as 9/31/2020	C FY 2020-21 Forecasted Thru 6/30/2021	D C - A +/- Variance Positive (Negative)	Comments
<b>Section I. General Property Taxes</b>					
<u>Current Taxes</u>					
Real Estate	\$235,512,431	\$123,721,596	\$236,012,431	\$500,000	
Personal Property	\$27,880,227	\$15,530,532	\$28,080,227	\$200,000	
Motor Vehicle	\$16,194,422	\$10,810,128	\$16,194,422	\$0	
Supplemental Motor Vehicle	\$2,030,027	\$0	\$2,030,027	\$0	
Current Interest	\$1,000,000	\$200,124	\$1,000,000	\$0	
Tax Collection Initiatives:	\$1,177,612	\$0	\$0	(\$1,177,612)	
<b>Sub-Total</b>	<b>\$283,794,719</b>	<b>\$150,262,380</b>	<b>\$283,317,107</b>	<b>(\$477,612)</b>	
<u>Delinquent City Taxes</u>					
Real Estate & Personal Property	\$1,650,000	\$1,044,177	\$2,150,000	\$500,000	
Interest & Penalties	\$700,000	\$228,603	\$700,000	\$0	
<b>Sub-Total</b>	<b>\$2,350,000</b>	<b>\$1,272,780</b>	<b>\$2,850,000</b>	<b>\$500,000</b>	
<b>Sec I. Property Taxes Total</b>	<b>\$286,144,719</b>	<b>\$151,535,160</b>	<b>\$286,167,107</b>	<b>\$22,388</b>	

**GENERAL FUND REVENUE REPORT  
FISCAL YEAR 2020-2021  
MONTH ENDING; NOVEMBER 2020**

Account Description	A FY 2020-21 Approved Budget	B FY 2020-21 Recognized as 9/31/2020	C FY 2020-21 Forecasted Thru 6/30/2021	D C - A +/- Variance Positive (Negative)	Comments
<b>Section II. State Grants</b>					
<u>State Grants for Education</u>					
Education Cost Sharing	\$142,509,525	\$35,627,381	\$142,509,525	\$0	
Special Education Reimbursement	\$0	\$0	\$0	\$0	
State Aid for Constr. & Reconst	\$3,732,020	\$3,732,020	\$3,732,020	\$0	
Health Svc-Non-Public Schools	\$35,000	\$0	\$35,000	\$0	
School Transportation	\$0	\$0	\$0	\$0	
Education, Legally Blind	\$0	\$0	\$0	\$0	
<b>Sub-Total</b>	<b>\$146,276,545</b>	<b>\$39,359,401</b>	<b>\$146,276,545</b>	<b>\$0</b>	
<u>City PILOT and State Grants</u>					
PILOT: State Property	\$5,146,251	\$5,146,251	\$5,146,251	\$0	
PILOT: Colleges & Hospitals	\$37,045,385	\$36,545,385	\$36,395,385	(\$650,000)	
Distressed Cities Exemption	\$0	\$0	\$0	\$0	
Tax Relief for the Elderly-Freeze	\$0	\$0	\$0	\$0	
Homeowners Tax Relief-Elderly Cii	\$0	\$0	\$0	\$0	
Tax Abatement	\$0	\$0	\$0	\$0	
Reimb.-Low Income Veterans	\$50,000	\$0	\$50,000	\$0	
Reimb. - Disabled	\$10,000	\$0	\$10,000	\$0	
Pequot Funds	\$5,503,352	\$0	\$5,503,352	\$0	
Telecommunications Property Tax	\$625,000	\$0	\$625,000	\$0	
Town Aid: Roads	\$1,245,504	\$627,014	\$1,245,504	\$0	
Agriculture Rents and Taxes	\$0	\$0	\$0	\$0	
Municipal Revenue Sharing/PILOT	\$15,246,372	\$15,246,372	\$15,246,372	\$0	
Motor Vehicle Tax Reduction PILO	\$0	\$0	\$0	\$0	
Grants for Municipal Projects	\$0	\$0	\$0	\$0	
Municipal stabilization grant	\$1,675,450	\$1,675,450	\$1,675,450	\$0	
Grants for Municipal Projects	\$1,805,520	\$0	\$1,805,520	\$0	
Municipal Gaming Revenue	\$0	\$0	\$0	\$0	
Off Track Betting	\$450,000	\$125,312	\$450,000	\$0	
<b>Sub-Total</b>	<b>\$68,802,834</b>	<b>\$59,365,783</b>	<b>\$68,152,834</b>	<b>(\$650,000)</b>	
<b>Section II State Grants Total</b>	<b>\$215,079,379</b>	<b>\$98,725,184</b>	<b>\$214,429,379</b>	<b>(\$650,000)</b>	

**GENERAL FUND REVENUE REPORT  
FISCAL YEAR 2020-2021  
MONTH ENDING; NOVEMBER 2020**

Account Description	A	B	C	D C - A	Comments
	FY 2020-21 Approved Budget	FY 2020-21 Recognized as 9/31/2020	FY 2020-21 Forecasted Thru 6/30/2021	+/- Variance Positive (Negative)	
<b>Section III. License, Permits, &amp; Fees</b>					
Other Agencies	\$35,000	\$12,610	\$35,000	\$0	
Maps/Bid Documents	\$2,000	\$166	\$2,000	\$0	
Office of Technology	\$2,000	\$250	\$2,000	\$0	
Parks Lighthouse (Admission & Co	\$70,000	\$43,341	\$70,000	\$0	
Park Dept.-Carousel & Bldng	\$1,000	\$0	\$1,000	\$0	
Park Dept.-Other Fees	\$70,000	\$20,786	\$70,000	\$0	
Town Clerk/City Clerk	\$350,000	\$120,647	\$350,000	\$0	
Police Service	\$100,000	\$43,601	\$100,000	\$0	
Police - Animal Shelter	\$5,000	\$2,350	\$5,000	\$0	
Police-General Fingerprinting	\$50,000	\$0	\$50,000	\$0	
Police - Towing	\$0	\$0	\$0	\$0	
Fire Service	\$80,000	\$12,158	\$80,000	\$0	
Fire Service Emergency Response	\$100,000	\$59,189	\$100,000	\$0	
Fire Services-Vacant Building	\$200,000	\$0	\$0	(\$200,000)	
Fire Prevention Services	\$125,000	\$0	\$0	(\$125,000)	
Non Life Fire Hazard Reg. Fees	\$125,000	\$0	\$0	(\$125,000)	
Health Services	\$345,500	\$58,119	\$345,500	\$0	
School Based Health Clinic Permit	\$0	\$0	\$0	\$0	
Registrar of Vital Stats.	\$630,000	\$199,758	\$630,000	\$0	
P.W.-Public Space Lic./Permits	\$145,000	\$68,628	\$145,000	\$0	
Public Works Evictions	\$3,500	\$0	\$3,500	\$0	
Public Works Bulk Trash	\$11,000	\$4,225	\$11,000	\$0	
Residential Parking	\$100,000	\$0	\$50,000	(\$50,000)	
Traffic & Parking/Meter Receipts	\$7,150,000	\$1,532,814	\$4,500,000	(\$2,650,000)	
TT&P Permits	\$300,000	\$0	\$150,000	(\$150,000)	
Building Inspections	\$19,450,000	\$11,738,878	\$19,450,000	\$0	
Permit and License Center OBIE	\$65,000	\$23,830	\$65,000	\$0	
High School Athletics	\$35,000	\$0	\$35,000	\$0	
LCl Ticket Collections	\$50,000	\$5,683	\$50,000	\$0	
Engineer's Cost Recovery	\$7,500	\$1,655	\$7,500	\$0	
<b>Sec. III Lic., Permits, Fees Total</b>	<b>\$29,607,500</b>	<b>\$13,948,687</b>	<b>\$26,307,500</b>	<b>(\$3,300,000)</b>	
<b>Section IV. Interest Income</b>					
<b>Section IV. Interest Income Total</b>	<b>\$700,000</b>	<b>\$53,575</b>	<b>\$800,000</b>	<b>\$100,000</b>	
<b>Section V. Rents and Fines</b>					
<u>Received from Rents</u>					
Parks Employee Rents	\$10,800	\$4,113	\$10,800	\$0	
Misc. Comm Dev Rent	\$15,000	\$6,275	\$15,000	\$0	
Coliseum Lots	\$240,000	\$60,000	\$240,000	\$0	
Parking Space Rental	\$3,000	\$1,045	\$3,000	\$0	
<b>Sub-Total</b>	<b>\$268,800</b>	<b>\$71,433</b>	<b>\$268,800</b>	<b>\$0</b>	
<u>Received from Fines</u>					
Superior Court	\$50,000	\$7,067	\$50,000	\$0	
Parking Tags	\$5,000,000	\$141,949	\$2,500,000	(\$2,500,000)	
Parking Tags-Street Sweeping	\$300,000	\$0	\$300,000	\$0	
Delinquent Tag Collections	\$500,000	\$0	\$500,000	\$0	
Police False Alarm	\$100,000	\$14,573	\$100,000	\$0	
P.W. Public Space Violations	\$8,000	\$100	\$8,000	\$0	
<b>Sub-Total</b>	<b>\$5,958,000</b>	<b>\$163,689</b>	<b>\$3,458,000</b>	<b>(\$2,500,000)</b>	
<b>Section V. Rents and Fine Total</b>	<b>\$6,226,800</b>	<b>\$235,122</b>	<b>\$3,726,800</b>	<b>(\$2,500,000)</b>	

**GENERAL FUND REVENUE REPORT  
FISCAL YEAR 2020-2021  
MONTH ENDING; NOVEMBER 2020**

	A	B	C	D C - A	
Account Description	FY 2020-21 Approved Budget	FY 2020-21 Recognized as 9/31/2020	FY 2020-21 Forecasted Thru 6/30/2021	+/- Variance Positive (Negative)	Comments
<b>Section VI. Other Revenues</b>					
<u>Payment in Lieu of Taxes (PILOT)</u>					
So Central Regional Water Auth.	\$1,091,275	\$0	\$1,091,275	\$0	
Parking Authority PILOTS	\$45,000	\$0	\$45,000	\$0	
Eastview PILOT	\$29,000	\$0	\$29,000	\$0	
Trinity Housing	\$75,000	\$24,646	\$75,000	\$0	
NHPA : PILOT	\$4,000,000	\$0	\$3,000,000	(\$1,000,000)	
GNHWPCA:PILOT	\$608,400	\$0	\$608,400	\$0	
52 Howe Street	\$65,000	\$41,876	\$65,000	\$0	
Ninth Square	\$600,000	\$278,852	\$600,000	\$0	
Farnham Court PILOT	\$30,000	\$32,892	\$30,000	\$0	
Temple Street Arcade	\$0	\$0	\$0	\$0	
<b>Sub-Total</b>	<b>\$6,543,675</b>	<b>\$378,266</b>	<b>\$5,543,675</b>	<b>(\$1,000,000)</b>	
<u>Other Taxes and Assessments</u>					
Real Estate Conveyance Tax	\$1,900,000	\$1,012,819	\$1,900,000	\$0	
Yale Fire Services	\$3,300,000	\$3,476,912	\$3,300,000	\$0	
Air Rights Garage	\$175,000	\$20,000	\$175,000	\$0	
<b>Sub-Total</b>	<b>\$5,375,000</b>	<b>\$4,509,731</b>	<b>\$5,375,000</b>	<b>\$0</b>	
<u>Miscellaneous</u>					
Controllers Miscellaneous Revenue	\$750,000	\$370,924	\$750,000	\$0	
Vehicle Registration	\$100,000	\$0	\$100,000	\$0	
Personal Property Audit	\$400,000	\$0	\$400,000	\$0	
BABS Revenue	\$350,000	\$125,312	\$350,000	\$0	
Personal Motor Vehicle Reimburse	\$13,000	\$2,725	\$13,000	\$0	
Neighborhood Preservation Loan	\$0	\$548	\$0	\$0	
<b>Sub-Total</b>	<b>\$1,613,000</b>	<b>\$499,509</b>	<b>\$1,613,000</b>	<b>\$0</b>	
<u>Other Revenues</u>					
Liquidation of Grove Street Trust	\$0	\$0	\$0	\$0	
Voluntary Payments	\$0	\$0	\$0	\$0	
Yale University Voluntary Payment	\$9,700,000	\$759,744	\$9,700,000	\$0	
Yale New Haven Hospital Voluntary	\$2,800,000	\$0	\$2,800,000	\$0	
Revenue Initiative	\$2,500,000	\$0	\$2,500,000	\$0	
Bond Premium	\$0	\$0	\$0	\$0	
Sale of Fixed Assets	\$1,300,000	\$0	\$1,300,000	\$0	
Police Vehicle Extra Duty	\$400,000	\$53,690	\$400,000	\$0	
<b>Sub-Total</b>	<b>\$16,700,000</b>	<b>\$813,434</b>	<b>\$16,700,000</b>	<b>\$0</b>	
<b>Section VI. Other Revenue Total</b>	<b>\$30,231,675</b>	<b>\$6,200,939</b>	<b>\$29,231,675</b>	<b>(\$1,000,000)</b>	
General Fund Revenue Total	\$567,990,073	\$270,698,668	\$560,662,461	(\$7,327,612)	
Transfers From Other Sources	\$0	\$0	\$0	\$0	
<b>Grand Total of FY 2020-21 GF Revenue</b>	<b>\$567,990,073</b>	<b>\$270,698,668</b>	<b>\$560,662,461</b>	<b>(\$7,327,612)</b>	

**GENERAL FUND REVENUE REPORT  
FISCAL YEAR 2020-2021  
MONTH ENDING; NOVEMBER 2020**

	A	B	C	D C - A	
Account Description	FY 2020-21 Approved Budget	FY 2020-21 Recognized as 9/31/2020	FY 2020-21 Forecasted Thru 6/30/2021	+/- Variance Positive (Negative)	Comments

**City Clerk Document Preservation 1000-20706 - July 2020 to June 2021**

Start of Year Balance	Year to Date Revenue	Year to Date Expenditures	Current Balance
91,083	5,704	0	96,787

<u>Vendor</u>	<u>Expenditure Summary</u> <u>Amount Paid</u>	<u>Revenue Summary</u>
		Start of Year 91,083
		<b><u>Deposits:</u></b>
		July 676
		August 1,590
		September 1,632
		October 884
		November 922
		December 0
		January 0
		February 0
		March 0
		April 0
		May 0
		June 0

**REVENUE SUMMARY ANALYSIS**  
**FISCAL YEAR 2020-2021**  
**MONTH ENDING; NOVEMBER 2020**

	{A}	{B}	{C}	{D}	{E}	{F}	{G}	{H}
	FY 15-16	FY 16-17	FY 17-18	FY 18-19	FY 19-20	FY 20-21	{F-E}	FY 20-21
	Thru 11/30/15	Thru 11/30/16	Thru 11/30/17	Thru 11/30/18	Thru 11/30/19	Thru 11/30/20	Fy 21 Vs 20	Budget
							YTD +/-	
<b>CITY SOURCES</b>								
PROPERTY TAXES	\$129,325,403	\$131,062,972	\$132,227,821	\$147,734,794	\$149,292,178	\$151,535,160	\$2,242,982	\$286,144,719
LICENSES, PERMITS & FEES	\$7,095,555	\$3,535,929	\$7,192,232	\$5,720,496	\$7,512,699	\$13,948,687	\$6,435,988	\$29,607,500
INVESTMENT INCOME	\$29,906	\$66,310	\$9,713	\$485,209	\$631,789	\$53,575	(\$578,214)	\$700,000
RENTS & FINES	\$2,266,236	\$2,010,467	\$2,096,324	\$2,007,373	\$2,006,351	\$235,122	(\$1,771,229)	\$6,226,800
PAYMENTS IN LIEU OF TAXES	\$695,420	\$713,718	\$619,240	\$149,766	\$376,376	\$378,266	\$1,890	\$6,543,675
OTHER TAXES AND ASSESSMENTS	\$3,636,501	\$3,736,041	\$3,998,607	\$715,093	\$977,541	\$4,509,731	\$3,532,190	\$5,375,000
MISCELLANEOUS & OTHER REVENUE	\$1,823,096	\$1,111,264	\$1,165,778	\$2,612,020	\$3,356,840	\$1,312,943	(\$2,043,897)	\$18,313,000
<b>CITY SOURCES SUB-TOTAL</b>	<b>\$144,872,117</b>	<b>\$142,236,701</b>	<b>\$147,309,715</b>	<b>\$159,424,751</b>	<b>\$164,153,774</b>	<b>\$171,973,484</b>	<b>\$7,819,710</b>	<b>\$352,910,694</b>
<b>STATE SOURCES</b>								
STATE GRANTS FOR EDUCATION	\$39,909,295	\$40,678,096	\$43,673,125	\$40,573,033	\$35,627,381	\$39,359,401	\$3,732,020	\$146,276,545
STATE GRANTS & PILOTS	\$49,315,775	\$63,822,758	\$52,272,779	\$57,392,135	\$58,613,458	\$59,365,783	\$752,325	\$68,802,834
<b>STATE SOURCES SUB-TOTAL</b>	<b>\$89,225,070</b>	<b>\$104,500,854</b>	<b>\$95,945,904</b>	<b>\$97,965,168</b>	<b>\$94,240,839</b>	<b>\$98,725,184</b>	<b>\$4,484,345</b>	<b>\$215,079,379</b>
<b>GRAND TOTAL</b>	<b>\$234,097,187</b>	<b>\$246,737,555</b>	<b>\$243,255,619</b>	<b>\$257,389,919</b>	<b>\$258,394,613</b>	<b>\$270,698,668</b>	<b>\$12,304,055</b>	<b>\$567,990,073</b>

**SUMMARY OF TAX COLLECTIONS  
FISCAL YEAR 2020-2021  
MONTH ENDING; NOVEMBER 2020**

**SUMMARY OF TAX COLLECTIONS**

	Fiscal Year 2015-16 Collections 11/27/2015	Fiscal Year 2016-17 Collections 12/2/2016	Fiscal Year 2017-18 Collections 12/1/2017	Fiscal Year 2018-19 Collections 11/30/2018	Fiscal Year 2019-20 Collections 11/29/2019	Fiscal Year 2020-21 Collections 11/27/2020	Fiscal Year 2020-21 Budget	FY 2020-21 % Collected
<b>I. Current Taxes</b>								
Real Estate	\$104,444,597	\$105,823,172	\$108,306,499	\$120,300,692	\$120,418,806	\$123,721,596	\$235,512,431	53%
Personal Property	\$14,773,436	\$14,814,282	\$14,410,049	\$15,492,066	\$16,217,867	\$15,530,532	\$27,880,227	56%
Motor Vehicle	\$8,401,252	\$8,817,264	\$7,978,591	\$10,385,562	\$10,658,906	\$10,810,128	\$16,194,422	67%
Supplemental MV	\$0	\$0	\$0	\$0	\$0	\$0	\$2,030,027	0%
Current Interest	\$300,321	\$272,943	\$249,834	\$263,407	\$288,954	\$200,124	\$1,000,000	20%
Tax Initiative	\$0	\$0	\$0	\$0	\$0	\$0	\$1,177,612	0%
<b>Sub-Total</b>	<b>\$127,919,606</b>	<b>\$129,727,661</b>	<b>\$130,944,973</b>	<b>\$146,441,727</b>	<b>\$147,584,533</b>	<b>\$150,262,380</b>	<b>\$283,794,719</b>	<b>53%</b>
<b>II. Delinquent Collections</b>								
Delinquent Taxes	\$1,098,485	\$1,094,461	\$1,044,832	\$1,037,434	\$1,365,146	\$1,044,177	\$1,650,000	63%
Delinquent Interest	\$306,236	\$237,759	\$228,680	\$255,633	\$342,496	\$228,603	\$700,000	33%
<b>Sub-Total</b>	<b>\$1,404,721</b>	<b>\$1,332,220</b>	<b>\$1,273,512</b>	<b>\$1,293,067</b>	<b>\$1,707,642</b>	<b>\$1,272,780</b>	<b>\$2,350,000</b>	<b>54%</b>
<b>Grand Total Collections</b>	<b>\$129,324,327</b>	<b>\$131,059,881</b>	<b>\$132,218,485</b>	<b>\$147,734,794</b>	<b>\$149,292,175</b>	<b>\$151,535,160</b>	<b>\$286,144,719</b>	<b>53%</b>

**GENERAL FUND SELECTED EXPENDITURE PROJECTION**

**FISCAL YEAR 2020-2021**

**MONTH ENDING; NOVEMBER 2020**

A comparison of selected department's gross overtime and expenditures compared to the same period in the prior year are cited below.

**Selected Department(s) Gross Overtime**

	<b>FY 17-18</b>	<b>FY 18-19</b>	<b>FY 19-20</b>	<b>FY 20-21</b>	<b>+/-</b>	<b>%</b>
Fire gross ot	\$1,543,667	\$1,461,339	\$2,107,912	\$2,255,011	\$147,099	7%
Police gross ot	\$3,334,465	\$4,047,819	\$3,736,280	\$3,977,387	\$241,107	6%
Parks gross ot	\$189,059	\$177,048	\$220,362	\$0	(\$220,362)	-100%
PW gross ot	\$289,436	\$299,436	\$314,891	\$0	(\$314,891)	-100%
Parks/Public Works	\$0	\$0	\$0	\$119,198	\$119,198	100%
PS Comm ot	\$365,480	\$325,521	\$389,718	\$87,136	(\$302,582)	-78%
	\$5,722,107	\$6,311,163	\$6,769,163	\$6,438,731	\$458,000	7%

**Selected Department(s) Expense Roll-Up Summary**

<b>Finance</b>	<b>Budget</b>	<b>FY 21 Projected</b>	<b>+/-</b>	<b>Comment</b>
Salary	\$4,215,918	\$4,215,918	\$0	
Overtime	\$1,500	\$1,500	\$0	
Other Personnel Cost	\$650	\$650	\$0	
Utility	\$0	\$0	\$0	
Non-Personnel	\$7,360,277	\$7,360,277	\$0	
<b>Total</b>	<b>\$11,578,345</b>	<b>\$11,578,345</b>	<b>\$0</b>	

<b>PS Communications</b>	<b>Budget</b>	<b>FY 21 Projected</b>	<b>+/-</b>	<b>Comment</b>
Salary	\$3,165,392	\$3,000,000	\$165,392	
Overtime	\$250,000	\$280,000	(\$30,000)	
Other Personnel Cost	\$48,500	\$40,000	\$8,500	
Utility	\$0	\$0	\$0	
Non-Personnel	\$3,000	\$3,000	\$0	
<b>Total</b>	<b>\$3,466,892</b>	<b>\$3,323,000</b>	<b>\$143,892</b>	

<b>Police</b>	<b>Budget</b>	<b>FY 21 Projected</b>	<b>+/-</b>	<b>Comment</b>
Salary	\$32,554,116	\$31,333,478	\$1,220,638	
Overtime	\$7,054,888	\$10,187,045	(\$3,132,157)	
Other Personnel Cost	\$350,050	\$350,000	\$50	
Utility	\$0	\$0	\$0	
Non-Personnel	\$3,166,860	\$3,166,860	\$0	
<b>Total</b>	<b>\$43,125,914</b>	<b>\$45,037,383</b>	<b>(\$1,911,469)</b>	



**GENERAL FUND SELECTED EXPENDITURE PROJECTION**

**FISCAL YEAR 2020-2021**

**MONTH ENDING; NOVEMBER 2020**

A comparison of selected department's gross overtime and expenditures compared to the same period in the prior year are cited below.

**Selected Department(s) Expense Roll-Up Summary**

<b>Fire</b>	<b>Budget</b>	<b>FY 21 Projected</b>	<b>+/-</b>	<b>Comment</b>
Salary	\$27,631,663	\$26,300,000	\$1,331,663	
Overtime	\$2,169,000	\$5,500,000	(\$3,331,000)	
Other Personnel Cost	\$2,643,300	\$2,643,300	\$0	
Utility	\$0	\$0	\$0	
Non-Personnel	\$1,165,295	\$1,165,295	\$0	
<b>Total</b>	<b>\$33,609,258</b>	<b>\$35,608,595</b>	<b>(\$1,999,337)</b>	

<b>Health</b>	<b>Budget</b>	<b>FY 21 Projected</b>	<b>+/-</b>	<b>Comment</b>
Salary	\$3,879,755	\$3,804,755	\$75,000	
Overtime	\$50,000	\$70,000	(\$20,000)	
Other Personnel Cost	\$14,000	\$14,000	\$0	
Utility	\$0	\$0	\$0	
Non-Personnel	\$169,237	\$169,237	\$0	
<b>Total</b>	<b>\$4,112,992</b>	<b>\$4,057,992</b>	<b>\$55,000</b>	

<b>Youth &amp; Recreation</b>	<b>Budget</b>	<b>FY 21 Projected</b>	<b>+/-</b>	<b>Comment</b>
Salary	\$1,057,689	\$1,037,689	\$20,000	
Overtime	\$14,000	\$14,000	\$0	
Other Personnel Cost	\$0	\$0	\$0	
Utility	\$0	\$0	\$0	
Non-Personnel	\$1,220,000	\$1,220,000	\$0	
<b>Total</b>	<b>\$2,291,689</b>	<b>\$2,271,689</b>	<b>\$20,000</b>	

<b>Parks &amp; Public Works</b>	<b>Budget</b>	<b>FY 21 Projected</b>	<b>+/-</b>	<b>Comment</b>
Salary	\$9,663,230	\$9,386,484	\$276,746	
Overtime	\$948,000	\$948,000	\$0	
Other Personnel Cost	\$84,400	\$84,400	\$0	
Utility	\$0	\$0	\$0	
Non-Personnel	\$5,236,100	\$5,236,100	\$0	
<b>Total</b>	<b>\$15,931,730</b>	<b>\$15,654,984</b>	<b>\$276,746</b>	

**GENERAL FUND EXPENDITURE REPORT  
FISCAL YEAR 2020-2021  
MONTH ENDING; NOVEMBER 2020**

	A	B	C	D	E	F	G	H
					C + D	E / B		B - G
	FY 2020-21	FY 2020-21	FY 2020-21	FY 2020-21	FY 2020-21	FY 2020-21	FY 2020-21	+/- Variance
	Approved	Revised	YTD	Committed	Total YTD	% Budget	Forecasted Thru	Positive
City Agency	Budget	Budget	Expenditures	Encumbered	Expenditures	Expended	6/30/2021	(Negative)
Legislative Services	\$989,413	\$989,413	\$273,940	\$15,000	\$288,940	29%	\$974,413	\$15,000
Mayor's Office	\$954,196	\$954,196	\$293,924	\$100,065	\$393,989	41%	\$939,196	\$15,000
Chief Administrators Office	\$1,824,306	\$1,824,306	\$438,008	\$551,833	\$989,840	54%	\$1,794,306	\$30,000
Corporation Counsel	\$2,667,409	\$2,667,409	\$776,376	\$814,748	\$1,591,124	60%	\$2,637,409	\$30,000
Finance Department	\$11,578,345	\$11,578,345	\$5,284,884	\$2,820,942	\$8,105,826	70%	\$11,578,345	\$0
Information and Technology	\$0	\$0	\$0	\$0	\$0	0%	\$0	\$0
Office of Assessment	\$773,453	\$773,453	\$247,199	\$15,917	\$263,116	34%	\$773,453	\$0
Central Utilities	\$7,330,072	\$7,330,072	\$1,473,967	\$5,574,411	\$7,048,378	96%	\$7,330,072	\$0
Library	\$4,023,843	\$4,023,843	\$1,410,833	\$609,068	\$2,019,902	50%	\$4,023,843	\$0
Park's and Recreation	\$0	\$0	(\$2,230)	\$0	(\$2,230)	0%	\$0	\$0
City Clerk's Office	\$519,980	\$519,980	\$153,013	\$74,040	\$227,053	44%	\$504,980	\$15,000
Registrar of Voters	\$1,059,020	\$1,059,020	\$337,139	\$136,135	\$473,274	45%	\$1,059,020	\$0
Public Safety/911	\$3,466,892	\$3,466,892	\$1,051,136	\$90,878	\$1,142,014	33%	\$3,323,000	\$143,892
Police Department	\$43,125,914	\$43,125,914	\$16,385,074	\$1,723,018	\$18,108,092	42%	\$45,037,383	(\$1,911,469)
Fire Department	\$33,609,258	\$33,609,258	\$13,739,398	\$1,268,117	\$15,007,515	45%	\$35,608,595	(\$1,999,337)
Health Department	\$4,112,992	\$4,112,992	\$1,160,416	\$91,172	\$1,251,588	30%	\$4,057,992	\$55,000
Fair Rent	\$127,034	\$127,034	\$52,048	\$1,250	\$53,298	42%	\$127,034	\$0
Elderly Services	\$771,606	\$771,606	\$172,920	\$91,790	\$264,710	34%	\$751,606	\$20,000
Youth Services	\$0	\$0	\$0	\$0	\$0	0%	\$0	\$0
Services with Disabilities	\$96,804	\$96,804	\$39,675	\$3,769	\$43,444	45%	\$96,804	\$0
Community Services	\$2,583,589	\$2,583,589	\$633,018	\$1,031,488	\$1,664,506	64%	\$2,553,589	\$30,000
Recreation and Youth	\$2,291,689	\$2,291,689	\$1,475,593	\$2,000	\$1,477,593	64%	\$2,271,689	\$20,000
Vacancy Savings	(\$3,146,196)	(\$3,146,196)	\$0	\$0	\$0	0%	\$0	(\$3,146,196)
Various Organizations	\$1,105,295	\$1,105,295	\$399,540	\$365,000	\$764,540	69%	\$1,105,295	\$0
Non-Public Transportation	\$815,000	\$815,000	\$0	\$0	\$0	0%	\$815,000	\$0
FEMA Clean Up	\$0	\$0	\$0	\$0	\$0	0%	\$0	\$0
Contract Reserve	\$3,200,000	\$3,200,000	\$1,696,390	\$0	\$1,696,390	53%	\$2,700,000	\$500,000
Expenditure Reserve	\$4,000,000	\$4,000,000	\$0	\$0	\$0	0%	\$3,500,000	\$500,000
Public Works	\$0	\$0	\$9,314	\$0	\$9,314	0%	\$0	\$0
Engineering	\$3,014,683	\$3,014,683	\$824,797	\$1,771,984	\$2,596,781	86%	\$2,969,683	\$45,000
Parks and Public Works	\$15,931,730	\$15,931,730	\$5,490,448	\$3,260,851	\$8,751,300	55%	\$15,654,984	\$276,746
Debt Service	\$56,955,151	\$56,955,151	\$40,674,575	\$0	\$40,674,575	71%	\$59,859,120	(\$2,903,969)
Master Lease	\$128,000	\$128,000	\$0	\$0	\$0	0%	\$128,000	\$0
Fund Bal. Replenishment	\$0	\$0	\$0	\$0	\$0	0%	\$0	\$0
Development Operating Sub.	\$350,000	\$350,000	\$210	\$302,968	\$303,178	87%	\$350,000	\$0
City Plan	\$716,127	\$716,127	\$268,492	\$27,431	\$295,922	41%	\$716,127	\$0
Transportation Traffic/Parking	\$3,290,155	\$3,290,155	\$871,206	\$442,121	\$1,313,327	40%	\$3,189,883	\$100,272
Commission on Equal Op.	\$217,659	\$217,659	\$83,858	\$3,000	\$86,858	40%	\$214,659	\$3,000
Office of Bld, Inspect& Enforc	\$1,133,959	\$1,133,959	\$396,485	\$17,195	\$413,680	36%	\$1,133,959	\$0
Economic Development	\$1,862,444	\$1,862,444	\$919,514	\$121,455	\$1,040,969	56%	\$1,851,529	\$10,915
Livable Cities Initiatives	\$839,564	\$839,564	\$336,406	\$29,301	\$365,706	44%	\$824,564	\$15,000
Pension(s)	\$67,260,780	\$67,260,780	\$63,805,008	\$0	\$63,805,008	95%	\$67,260,780	\$0
Self-Insurance	\$5,600,000	\$5,600,000	\$3,799,257	\$0	\$3,799,257	68%	\$6,100,000	(\$500,000)
Employee Benefits	\$93,591,210	\$93,591,210	\$35,812,400	\$599,000	\$36,411,400	39%	\$91,791,210	\$1,800,000
Board of Education	\$189,218,697	\$189,218,697	\$50,226,656	\$62,870,269	\$113,096,926	60%	\$186,509,213	\$2,709,484
<b>Total Expenditures</b>	<b>\$567,990,073</b>	<b>\$567,990,073</b>	<b>\$251,010,888</b>	<b>\$84,826,215</b>	<b>\$335,837,103</b>	<b>59.13%</b>	<b>\$572,116,735</b>	<b>(\$4,126,662)</b>

**GENERAL FUND EXPENDITURE REPORT  
FISCAL YEAR 2020-2021  
MONTH ENDING; NOVEMBER 2020**

**VARIOUS DEPARTMENTAL BREAKDOWNS**

Agency	Approved	Revised	Y-T-D	Y-T-D	Y-T-D	% of	Total Projected	+/-
Name	Budget	Budget	Expenditures	Encumbered	Total Expenditure	Budget Expended	Expenditures	Bud VS Total
<b><u>Debt Service</u></b>								
Principal	28,322,660	28,322,660	24,356,146	0	24,356,146	86%	28,322,660	0
Interest	31,484,460	31,484,460	16,266,429	0	16,266,429	52%	31,484,460	0
Tans Interest	0	0	0	0	0	100%	0	0
Contractual Services	0	0	52,000	0	52,000	100%	52,000	(52,000)
Tans Premium	0	0	0	0	0	100%	0	0
FCAF (School Const. Inte	0	0	0	0	0	100%	0	0
Premium & Refunding	(2,851,969)	(2,851,969)	0	0	0	0%	0	(2,851,969)
<b>Sub-Total</b>	<b>56,955,151</b>	<b>56,955,151</b>	<b>40,674,575</b>	<b>0</b>	<b>40,674,575</b>	<b>71%</b>	<b>59,859,120</b>	<b>(2,903,969)</b>
<b><u>Operating Subsidies</u></b>								
Tweed NH Airport	300,000	300,000	0	300,000	300,000	100%	300,000	0
CT Open	0	0	0	0	0	0%	0	0
Regional Comm (AMR)	0	0	0	0	0	0%	0	0
New Haven Works	0	0	0	0	0	0%	0	0
US Census	0	0	0	0	0	0%	0	0
Canal Boathouse	50,000	50,000	210	2,968	3,178	100%	50,000	0
Market New Haven	0	0	0	0	0	0%	0	0
<b>Sub-Total</b>	<b>350,000</b>	<b>350,000</b>	<b>210</b>	<b>302,968</b>	<b>303,178</b>	<b>87%</b>	<b>350,000</b>	<b>0</b>
<b><u>Pension</u></b>								
Fica and Medicare	4,700,000	4,700,000	1,447,413	0	1,447,413	31%	4,700,000	0
City & BOE Pensions	22,665,766	22,665,766	22,665,766	0	22,665,766	100%	22,665,766	0
Police and Fire Pension	39,595,014	39,595,014	39,595,014	0	39,595,014	100%	39,595,014	0
State Teachers Subsidy	0	0	0	0	0	0%	0	0
Executive Mgmt. Pension	300,000	300,000	96,815	0	96,815	0%	300,000	0
<b>Sub-Total</b>	<b>67,260,780</b>	<b>67,260,780</b>	<b>63,805,008</b>	<b>0</b>	<b>63,805,008</b>	<b>95%</b>	<b>67,260,780</b>	<b>0</b>
<b><u>Self Insurance</u></b>								
City Self Insurance Policie	3,100,000	3,100,000	3,399,257	0	3,399,257	110%	3,600,000	(500,000)
City General Litigation Ac	2,500,000	2,500,000	400,000	0	400,000	16%	2,500,000	0
<b>Sub-Total</b>	<b>5,600,000</b>	<b>5,600,000</b>	<b>3,799,257</b>	<b>0</b>	<b>3,799,257</b>	<b>68%</b>	<b>6,100,000</b>	<b>(500,000)</b>
<b><u>Employee Benefits</u></b>								
Life Insurance	730,000	730,000	0	0	0	0%	730,000	0
Health Insurance	83,668,210	83,668,210	33,638,684	0	33,638,684	40%	81,668,210	2,000,000
Workers Comp Contract	1,000,000	1,000,000	184,134	599,000	783,134	78%	1,000,000	0
Workers Comp Pay.	6,500,000	6,500,000	2,700,000	0	2,700,000	42%	6,700,000	(200,000)
Perfect Attendance	18,000	18,000	100	0	100	1%	18,000	0
Longevity	690,000	690,000	10,807	0	10,807	2%	690,000	0
Unemployment	355,000	355,000	0	0	0	0%	355,000	0
Reserve Lump Sum	225,000	225,000	(721,325)	0	(721,325)	-321%	225,000	0
GASB (Opeb)	405,000	405,000	0	0	0	0%	405,000	0
<b>Sub-Total</b>	<b>93,591,210</b>	<b>93,591,210</b>	<b>35,812,400</b>	<b>599,000</b>	<b>36,411,400</b>	<b>39%</b>	<b>91,791,210</b>	<b>1,800,000</b>



NEW HAVEN PUBLIC SCHOOLS

Fiscal Year 2020-21  
Education Operating Fund Forecast (General Fund)

Monthly Financial Report (Unaudited) as of November 12, 2020

Account Descriptions	2020/21 Approved Budget  (A)	YTD Actuals  (B)	YTD % Expended	Encumbrances  (C)	Available  (A-B-C)	As of 8/31/20		As of 11/12/20	
						Full-Year Expenditure Forecast as of 8/31/2020 (D)	Full Year Variance (A-D)	Full-Year Expenditure Forecast as of 11/12/20 (E)	Full Year Variance (A-E)
<b>Salary and Wages</b>									
Teacher Full-Time	\$74,343,383	\$22,406,295	30.14%	\$0	\$51,937,088	74,343,383	\$0	\$73,358,401	\$984,982
Admin & Management Full-Time	\$15,735,850	\$6,294,570	40.00%	\$0	\$9,441,280	15,735,850	\$0	\$19,105,256	(\$3,369,406)
Paraprofessionals	\$3,444,881	\$1,145,053	33.24%	\$0	\$2,299,828	3,444,881	\$0	\$4,034,496	(\$589,615)
Support Staff Full-Time	\$12,744,318	\$3,728,526	29.26%	\$0	\$9,015,792	12,744,318	\$0	\$10,773,020	\$1,971,298
Part Time & Seasonal	\$3,572,683	\$246,236	6.89%	\$145,326	\$3,181,121	3,572,683	\$0	\$1,381,499	\$2,191,184
Substitutes	\$1,550,000	\$146,010	9.42%	\$0	\$1,403,990	1,550,000	\$0	\$1,355,505	\$194,495
Overtime, Benefits, Other	\$3,700,500	\$851,512	23.01%	\$21,224	\$2,827,764	3,700,500	\$0	\$3,733,563	(\$33,063)
<b>Total Salaries and Benefits</b>	<b>\$115,091,615</b>	<b>\$34,818,202</b>	<b>30.25%</b>	<b>\$166,550</b>	<b>\$80,106,863</b>	<b>115,091,615</b>	<b>\$0</b>	<b>\$113,741,740</b>	<b>\$1,349,875</b>
<b>Supplies and Services</b>									
Instructional Supplies	\$3,322,702	\$783,335	23.58%	\$2,564,964	(\$25,597)	3,322,702	\$0	\$3,838,298	(\$515,596)
Tuition	\$20,302,634	\$900,693	4.44%	\$21,163,420	(\$1,761,479)	20,302,634	\$0	\$19,064,113	\$1,238,521
Utilities	\$10,532,200	\$1,784,686	16.95%	\$8,426,161	\$321,353	10,532,200	\$0	\$10,210,847	\$321,353
Transportation	\$22,788,125	\$86,653	0.38%	\$22,364,544	\$336,928	22,788,125	\$0	\$23,680,568	(\$892,443)
Maintenance, Property, Custodial	\$2,349,390	\$456,134	19.41%	\$1,227,812	\$665,444	2,349,390	\$0	\$1,683,946	\$665,444
Other Contractual Services	\$14,831,971	\$4,145,325	27.95%	\$9,219,376	\$1,467,270	14,831,971	\$0	\$14,289,701	\$542,270
						3,700,500			
<b>Total Supplies and Services</b>	<b>\$74,127,022</b>	<b>\$8,156,826</b>	<b>11.00%</b>	<b>\$64,966,277</b>	<b>\$1,003,919</b>	<b>74,127,022</b>	<b>\$0</b>	<b>\$72,767,473</b>	<b>\$1,359,549</b>
<b>General Fund Totals</b>	<b>\$189,218,637</b>	<b>\$42,975,028</b>	<b>22.71%</b>	<b>\$65,132,827</b>	<b>\$81,110,782</b>	<b>189,218,637</b>	<b>\$0</b>	<b>\$186,509,213</b>	<b>\$2,709,424</b>



NEW HAVEN PUBLIC SCHOOLS

**Fiscal Year 2020-21  
Education Operating Fund Forecast (General Fund)**

**Monthly Financial Report (Unaudited) as of November 12, 2020**

**Key assumptions to the November 12 forecast:**

- In-person instruction resumes January 3 (we recognize this is arbitrary at this point).
- We only receive half of the Magnet School Transportation Grant.
- We annualized the November 13 payroll for the full year.
- Revenue estimates so far are conservative and not fully projected or allocated.

**What's driving the current surplus projection:**

- Teacher salaries – wage freeze in 2020-21 in the new contract and hiring diligence since January 2020.
- Vacancies impacting salary expenses for non-instructional full-time positions.
- Substitutes so far look favorable, even with ADA accommodations for certified staff and slight increase in daily rate because of change in minimum wage.
- In general, lower spending with buildings not in use.

# NEW HAVEN POLICE DEPARTMENT MONTH ENDING; NOVEMBER 2020

**Vacancies Count through November 30, 2020**

**Sworn Position Count through November 30, 2020**

Title	FY 2018-19	FY 2019-20	FY 2020-21	Total Positions	Filled	Vacant
Police Chief	0	0	0	1	1	0
Assistant Chiefs	0	1	0	3	3	0
Assistant Chiefs (\$1.00)	0	0	1	1	0	1
Police Captain	2	3	2	3	1	2
Police Captain (\$1.00)	2	1	0	0	0	0
Police Lieutenant	2	5	5	17	12	5
Police Sergeant	9	14	9	45	36	9
Police Detective	10	9	3	54	51	3
Police Officer	39	46	24	266	242	24
Police Officer (\$1.00)	27	3	16	16	0	16
<b>Total</b>	<b>91</b>	<b>82</b>	<b>60</b>	<b>406</b>	<b>346</b>	<b>60</b>

\*\*\$1.00= position in the approved budget as \$1.00 place holders

\*\*\$1.00= position in the approved budget as \$1.00 place holders

**OVERALL DEPARTMENT DEMOGRAPHICS**

<u>ETHNICITY</u>	ASIAN	BLACK	HISPANIC	INDIAN	WHITE	OTHER	TOTAL
FEMALE	1	27	18	0	43	0	89
MALE	4	57	57	0	190	0	308
TOTAL	5	84	75	0	233	0	397
PERCENTAGE	1%	21%	19%	0%	59%	0%	100%

<u>AGE RANGES</u>	FEMALE	MALE	TOTAL	PCT
18-29	13	47	60	15%
30-40	38	143	181	46%
41-50	21	83	104	26%
>50	17	35	52	13%
TOTAL	89	308	397	100%

<u>RESIDENCY COUNT</u>	NEW HAVEN	HAMDEN	EAST HAVEN	WEST HAVEN	BRANFORD	OTHER CITIES/TOWNS
OVERALL DEPT	76	45	20	21	14	221
	19%	11%	5%	5%	4%	56%

# NEW HAVEN POLICE DEPARTMENT MONTH ENDING; NOVEMBER 2020

**ACTIVE SWORN PERSONNEL DEMOGRAPHICS**

**EMPLOYEE COUNT**

	FEMALE	MALE
Police Chief	0	1
Assistant Chiefs	1	2
Police Captain	0	1
Police Lieutenant	2	10
Police Sergeant	4	32
Police Detective	13	39
Police Officer	35	207
<hr/>		
TOTAL	55	292
TOTAL PERCENTAGE	16%	84%

**AGE RANGES**

TITLE	18-29	30-40	41-50	>50
POLICE CHIEF	0	0	1	0
ASSISTANT POLICE CHIEFS	0	0	2	1
POLICE CAPTAIN	0	0	0	1
POLICE LIEUTENANT	0	6	5	1
POLICE SERGEANT	0	15	19	2
POLICE DETECTIVE	1	32	15	4
POLICE OFFICER	57	117	50	18
<hr/>				
TOTAL	58	170	92	27
PERCENTAGE	17%	49%	27%	8%

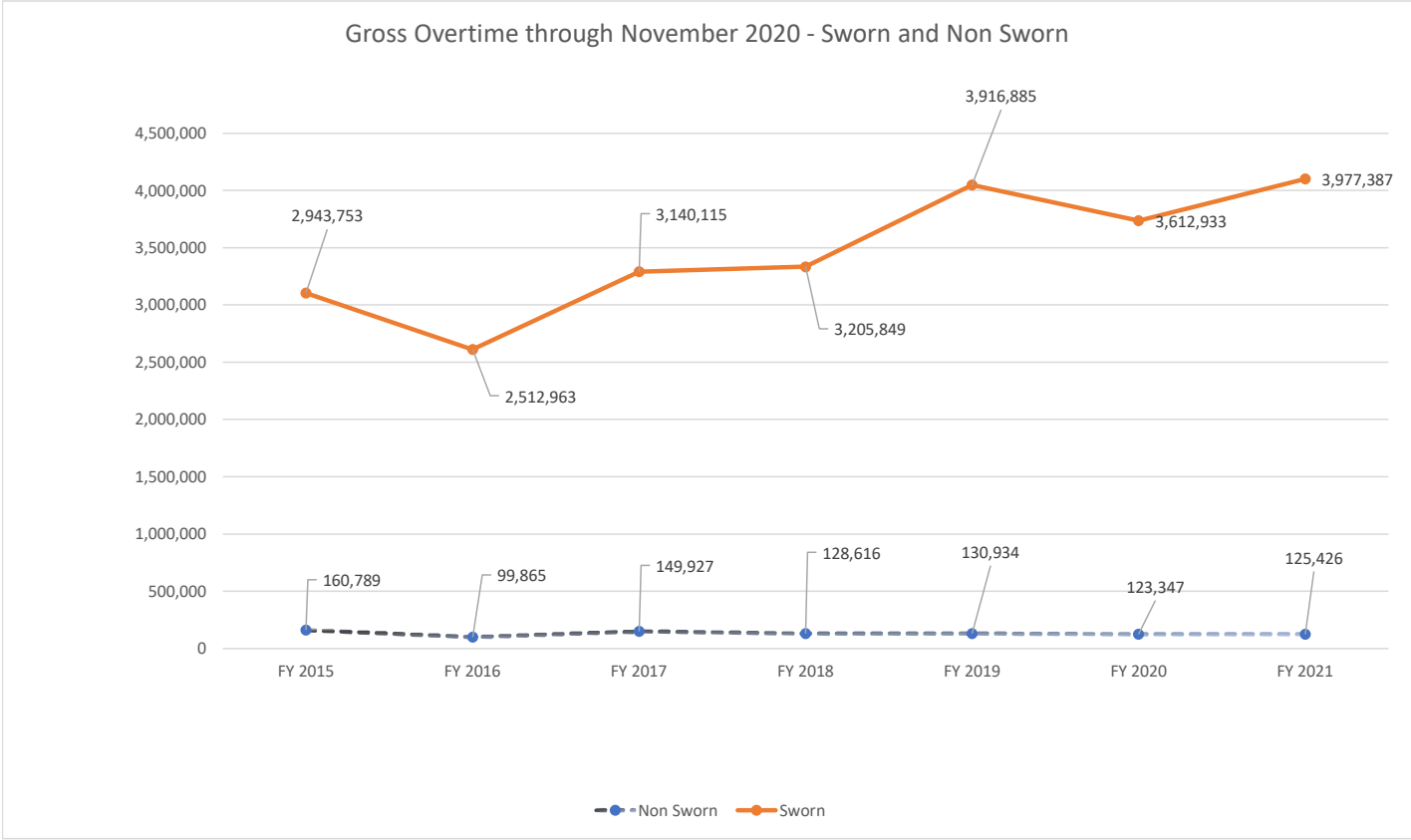
# NEW HAVEN POLICE DEPARTMENT MONTH ENDING; NOVEMBER 2020

## THREE YEAR BUDGET HISTORY

<b>FY 2018</b>	<b>Category</b>	<b>Original Budget</b>	<b>Transfers</b>	<b>Revised Budget</b>	<b>Actuals</b>	<b>Available</b>	<b>PCT Budget</b>
	Salaries	\$33,161,697	\$0	\$33,161,697	\$30,385,564	\$2,776,133	92%
	Overtime	\$4,142,684	\$0	\$4,142,684	\$7,054,489	(\$2,911,805)	170%
	Other Personnel	\$474,150	\$0	\$474,150	\$529,500	(\$55,350)	112%
	Utilities	\$590,981	\$0	\$590,981	\$568,897	\$22,084	96%
	Non-Personnel	\$2,644,489	\$0	\$2,644,489	\$2,343,319	\$301,170	89%
<b>FY 2018 Operating Result Surplus/(Deficit)</b>		<b>\$41,014,001</b>	<b>\$0</b>	<b>\$41,014,001</b>	<b>\$40,892,295</b>	<b>\$121,706</b>	<b>100%</b>
<b>FY 2019</b>	<b>Category</b>	<b>Original Budget</b>	<b>Transfers</b>	<b>Revised Budget</b>	<b>Actuals</b>	<b>Available</b>	<b>PCT Budget</b>
	Salaries	\$33,878,686	\$0	\$33,878,686	\$30,320,113	\$3,558,573	89%
	Overtime	\$4,412,684	\$0	\$4,412,684	\$7,857,091	(\$3,444,407)	178%
	Other Personnel	\$474,150	\$0	\$474,150	\$447,713	\$26,437	94%
	Utilities	\$570,981	\$0	\$570,981	\$569,931	\$1,050	100%
	Non-Personnel	\$2,561,416	\$0	\$2,561,416	\$2,370,663	\$190,753	93%
<b>FY 2019 Operating Result Surplus/(Deficit)</b>		<b>\$41,897,917</b>	<b>\$0</b>	<b>\$41,897,917</b>	<b>\$41,565,511</b>	<b>\$332,407</b>	<b>99%</b>
<b>FY 2020 [unaudited]</b>	<b>Category</b>	<b>Original Budget</b>	<b>Transfers</b>	<b>Revised Budget</b>	<b>Actuals</b>	<b>Available</b>	<b>PCT Budget</b>
	Salaries	\$32,927,607	\$0	\$32,927,607	\$28,939,939	\$3,987,668	88%
	Overtime	\$5,550,000	\$0	\$5,550,000	\$7,818,771	(\$2,268,771)	141%
	Other Personnel	\$474,150	\$0	\$474,150	\$322,408	\$151,742	68%
	Utilities	\$0	\$0	\$0	\$0	\$0	0%
	Non-Personnel	\$2,580,782	\$0	\$2,580,782	\$1,790,525	\$790,257	69%
<b>FY 2020 Operating Result Surplus/(Deficit)</b>		<b>\$41,532,539</b>	<b>\$0</b>	<b>\$41,532,539</b>	<b>\$38,871,643</b>	<b>\$2,660,896</b>	<b>94%</b>
<b>FY 2021 [Budget]</b>	<b>Category</b>	<b>Original Budget</b>	<b>Transfers</b>	<b>Revised Budget</b>	<b>Actuals</b>	<b>Available</b>	<b>PCT Budget</b>
	Salaries	\$32,554,116	\$0	\$32,554,116	\$31,333,478	\$1,220,638	96%
	Overtime	\$7,054,888	\$0	\$7,054,888	\$10,187,045	(\$3,132,157)	144%
	Other Personnel	\$350,050	\$0	\$350,050	\$350,000	\$50	100%
	Utilities	\$0	\$0	\$0	\$0	\$0	0%
	Non-Personnel	\$3,166,860	\$0	\$3,166,860	\$3,166,860	\$0	100%
<b>FY 2021 Operating Result Surplus/(Deficit)</b>		<b>\$43,125,914</b>	<b>\$0</b>	<b>\$43,125,914</b>	<b>\$45,037,383</b>	<b>(\$1,911,469)</b>	<b>104%</b>



# NEW HAVEN POLICE DEPARTMENT MONTH ENDING; NOVEMBER 2020



## NEW HAVEN POLICE DEPARTMENT MONTH ENDING; NOVEMBER 2020

<b>CRIME COMPARISON REPORT</b>						
<i>This report covers periods:</i>						
<b>Year to Date (YTD):</b>		<b>1/1/2020</b>	<b>to</b>	<b>11/30/2020</b>		
<b>VIOLENT CRIME:</b>						
	<b>2020</b>	<b>2019</b>	<b>2018</b>	<b>2017</b>	<b>Change 2017 - 2020</b>	<b>Change 2019 - 2020</b>
Murder Victims	20	9	9	7	185.7%	122.2%
Felony Sex. Assault	24	38	46	39	-38.5%	-36.8%
Robbery	302	280	270	334	-9.6%	7.9%
Assault with Firearm Victims	104	71	48	57	82.5%	46.5%
Agg. Assault (NIBRS)	350	614	487	334	4.8%	-43.0%
<b>Total:</b>	<b>800</b>	<b>1012</b>	<b>860</b>	<b>771</b>	<b>3.8%</b>	<b>-20.9%</b>
<b>PROPERTY CRIME:</b>						
	<b>2020</b>	<b>2019</b>	<b>2018</b>	<b>2017</b>	<b>Change 2017 - 2020</b>	<b>Change 2019 - 2020</b>
Burglary	456	596	614	766	-40.5%	-23.5%
MV Theft	639	610	583	563	13.5%	4.8%
Larceny from Vehicle	656	924	945	867	-24.3%	-29.0%
Other Larceny	2,420	2,432	2,172	2,680	-9.7%	-0.5%
<b>Total:</b>	<b>4,171</b>	<b>4,562</b>	<b>4,314</b>	<b>4,876</b>	<b>-14.5%</b>	<b>-8.6%</b>
<b>OTHER CRIME:</b>						
	<b>2020</b>	<b>2019</b>	<b>2018</b>	<b>2017</b>	<b>Change 2017 - 2020</b>	<b>Change 2019 - 2020</b>
Simple Assault	850	1,768	1,673	1,851	-54.1%	-51.9%
Prostitution	0	2	5	9	-100.0%	-100.0%
Drugs & Narcotics	761	1,211	1,254	1,613	-52.8%	-37.2%
Vandalism	1,798	2,175	1,847	2,214	-18.8%	-17.3%
Intimidation/Threatening-no force	1,736	1,103	1,003	1,137	52.7%	57.4%
Weapons Violation	499	453	338	366	36.3%	10.2%
<b>Total:</b>	<b>5,644</b>	<b>6,712</b>	<b>6,120</b>	<b>7,190</b>	<b>-21.5%</b>	<b>-15.9%</b>
<b>FIREARM DISCHARGE:</b>						
	<b>2020</b>	<b>2019</b>	<b>2018</b>	<b>2017</b>	<b>Change 2017 - 2020</b>	<b>Change 2019 - 2020</b>
Firearm Discharge	236	142	93	127	85.8%	66.2%

## NEW HAVEN FIRE DEPARTMENT MONTH ENDING; NOVEMBER 2020

<b>Vacancies Count through November 30, 2020</b>							
Suppression				Non-Suppression			
Title	FY 2018-19	FY 2019-20	FY 2020-21	Title	FY 2018-19	FY 2019-20	FY 2020-21
Fire Chief	0	0	0	Director of Training	0	0	0
Asst Chief Administration	0	0	1	Drillmaster	0	0	1
Asst Chief Operations	0	0	0	Assistant Drillmaster	3	3	3
Deputy Chief	0	0	1	Assistant Drillmaster (\$1.00)	2	2	2
Battalion Chief	0	0	0	Fire Marshal	0	1	1
Captain	0	0	0	Deputy Fire Marshal	0	1	0
Lieutenant	0	1	3	Executive Administrative Assist	0	0	0
Firefighter/EMT	27	7	13	Admin Asst I	0	0	0
Firefighter/EMT (\$1.00)	3	0	0	Admin Asst II	0	0	0
				Fire Inspector/Investigator	0	0	0
				Fire Investigator Supv	0	0	0
				Fire Prop & Equip Tech	0	0	0
				Life Safety Comp Ofcr	0	0	0
				Public Assembly Inspector	0	0	0
				Security Analyst	0	1	1
				Special Mechanic	0	0	0
				Special Mechanic Fire	0	0	1
				Supv Building Facilities	0	0	0
				Supv EMS	0	0	1
<b>Total</b>	<b>30</b>	<b>8</b>	<b>18</b>	<b>Total</b>	<b>5</b>	<b>8</b>	<b>10</b>

**\*\*\$1.00= position in the approved budget as \$1.00 place holders**

## NEW HAVEN FIRE DEPARTMENT MONTH ENDING; NOVEMBER 2020

<b>Position Count through November 30, 2020</b>							
Suppression				Non-Suppression			
Title	Total	Filled	Vacant	Title	Total	Filled	Vacant
Fire Chief	1	1	0	Director of Training	1	1	0
Asst Chief Administration	1	0	1	Drillmaster	1	0	1
Asst Chief Operations	1	1	0	Assistant Drillmaster	3	0	3
Deputy Chief	4	3	1	Assistant Drillmaster (\$1.00)	2	0	2
Battalion Chief	8	8	0	Fire Marshal	1	0	1
Captain	25	25	0	Deputy Fire Marshal	1	1	0
Lieutenant	40	40	0	Executive Administrative Assist	1	1	0
Firefighter/EMT	236	229	7	Admin Asst I	1	1	0
				Admin Asst II	1	1	0
				Fire Inspector/Investigator	6	6	0
				Fire Investigator Supv	1	1	0
				Fire Prop & Equip Tech	2	2	0
				Life Safety Comp Ofcr	1	1	0
				Public Assembly Inspector	1	1	0
				Security Analyst	1	0	1
				Special Mechanic	2	2	0
				Special Mechanic Fire	1	0	1
				Supv Building Facilities	1	1	0
				Supv EMS	1	0	1
<b>Total</b>	<b>316</b>	<b>307</b>	<b>9</b>	<b>Total</b>	<b>29</b>	<b>19</b>	<b>10</b>

# NEW HAVEN FIRE DEPARTMENT MONTH ENDING; NOVEMBER 2020

## OVERALL DEPARTMENT DEMOGRAPHICS

<u>ETHNICITY</u>	ASIAN	BLACK	HISPANIC	INDIAN	WHITE	OTHER	TOTAL
FEMALE	0	10	3	0	7	0	20
MALE	2	71	43	0	181	1	298
TOTAL	2	81	46	0	188	1	318
PERCENTAGE	1%	25%	14%	0%	59%	0%	100%

<u>AGE RANGES</u>	FEMALE	MALE	TOTAL	PCT
18-29	3	65	68	21%
30-40	3	114	117	37%
41-50	8	73	81	25%
>50	6	46	52	16%
TOTAL	20	298	318	100%

<u>RESIDENCY COUNT</u>	BRANFORD	EAST HAVEN	HAMDEN	NEW HAVEN	WEST HAVEN	OTHER CITIES/TOWNS
OVERALL DEPT	9	17	31	92	12	157
	3%	5%	10%	29%	4%	49%

# NEW HAVEN FIRE DEPARTMENT MONTH ENDING; NOVEMBER 2020

## ACTIVE SUPPRESSION PERSONNEL DEMOGRAPHICS

### EMPLOYEE COUNT

	FEMALE	MALE
Fire Chief	0	1
Asst Chief Administration	0	0
Asst Chief Operations	0	1
Deputy Chief	0	3
Battalion Chief	0	8
Captain	0	24
Lieutenant	0	37
Firefighter	12	211
<hr/>		
TOTAL	12	285
TOTAL PERCENTAGE	4%	96%

### AGE RANGES

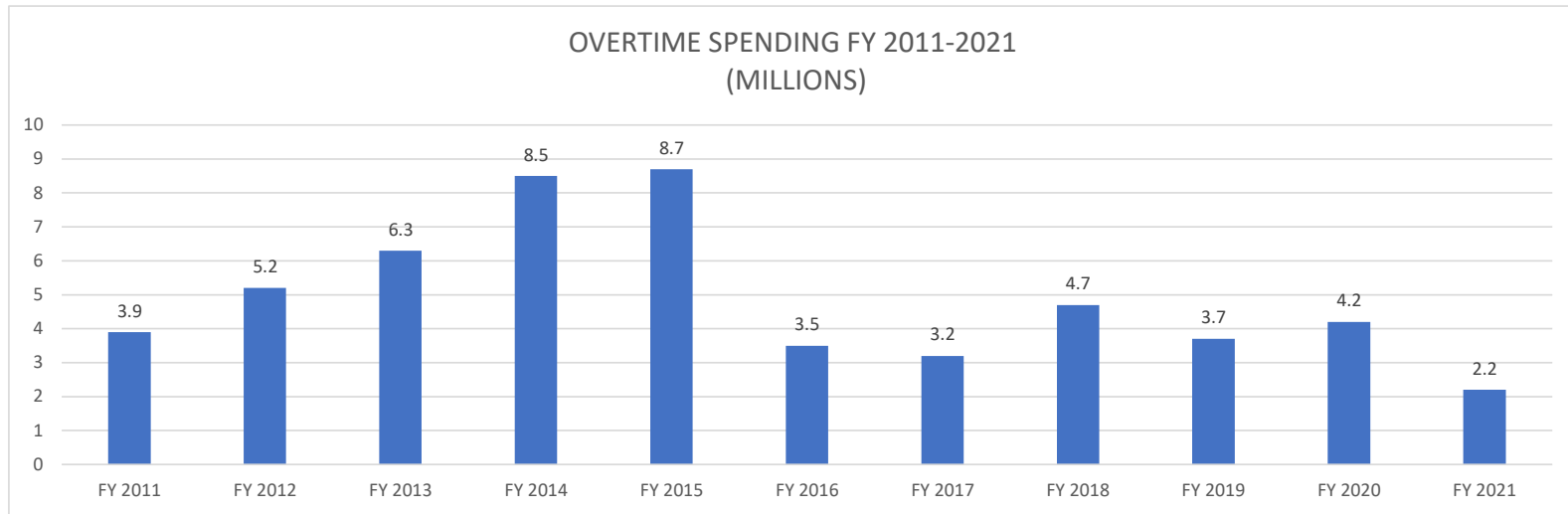
TITLE	18-29	30-40	41-50	>50
Fire Chief	0	0	0	1
Asst Chief Administration	0	0	0	0
Asst Chief Operations	0	0	0	1
Deputy Chief	0	0	3	0
Battalion Chief	0	1	5	2
Captain	1	7	10	6
Lieutenant	5	17	12	3
Firefighter	61	90	42	30
<hr/>				
TOTAL	67	115	72	43
PERCENTAGE	23%	39%	24%	14%

# NEW HAVEN FIRE DEPARTMENT MONTH ENDING; NOVEMBER 2020

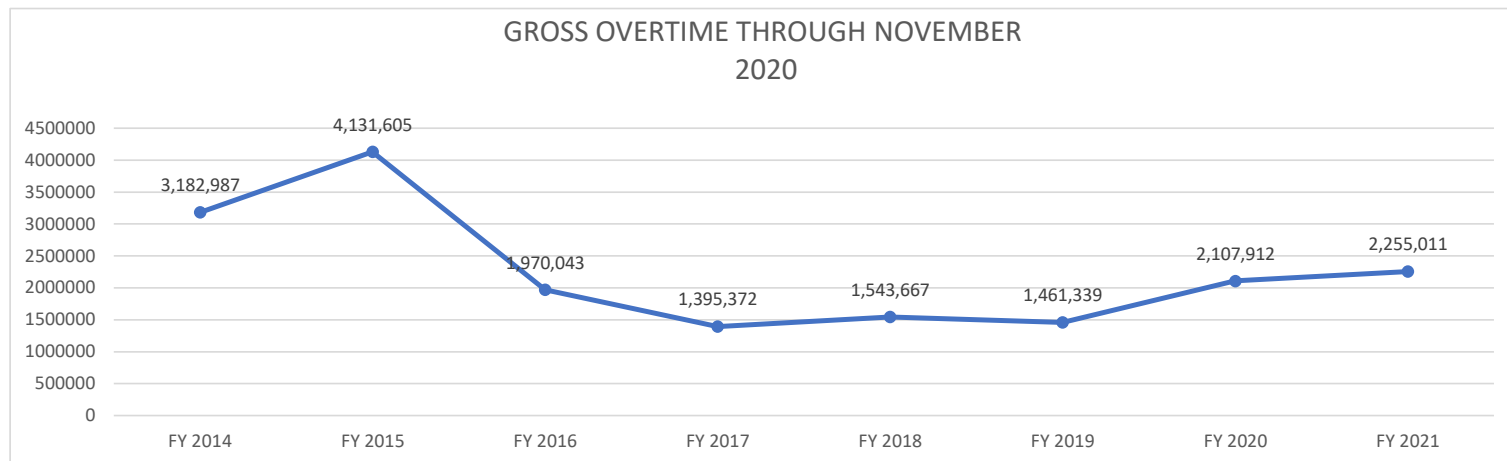
## THREE YEAR BUDGET HISTORY

<b>FY 2018</b>	<b>Category</b>	<b>Original Budget</b>	<b>Transfers</b>	<b>Revised Budget</b>	<b>Actuals</b>	<b>Available</b>	<b>PCT Budget</b>
	Salaries	\$24,037,403	\$1,100,000	\$25,137,403	\$25,408,117	(\$270,714)	101%
	Overtime	\$1,869,000	\$2,800,000	\$4,669,000	\$4,673,368	(\$4,368)	100%
	Other Personnel	\$2,655,300	\$0	\$2,655,300	\$2,503,245	\$152,055	94%
	Utilities	\$1,393,400	\$0	\$1,393,400	\$1,603,181	(\$209,781)	115%
	Non-Personnel	\$1,515,695	\$0	\$1,515,695	\$1,120,292	\$395,403	74%
<b>2,018 Total</b>		<b>\$31,470,798</b>	<b>\$3,900,000</b>	<b>\$35,370,798</b>	<b>\$35,308,203</b>	<b>\$62,595</b>	<b>100%</b>
<b>FY 2019</b>	<b>Category</b>	<b>Original Budget</b>	<b>Transfers</b>	<b>Revised Budget</b>	<b>Actuals</b>	<b>Available</b>	<b>PCT Budget</b>
	Salaries	\$25,398,178	\$0	\$25,398,178	\$25,615,519	(\$217,341)	101%
	Overtime	\$2,169,000	\$1,100,000	\$3,269,000	\$3,796,434	(\$527,434)	116%
	Other Personnel	\$2,655,300	\$0	\$2,655,300	\$2,414,498	\$240,802	91%
	Utilities	\$1,503,000	\$0	\$1,503,000	\$1,634,623	(\$131,623)	109%
	Non-Personnel	\$1,505,295	\$0	\$1,505,295	\$1,417,649	\$87,646	94%
<b>2,019 Total</b>		<b>\$33,230,773</b>	<b>\$1,100,000</b>	<b>\$34,330,773</b>	<b>\$34,878,723</b>	<b>(\$547,950)</b>	<b>102%</b>
<b>FY 2020 [unaudited]</b>	<b>Category</b>	<b>Original Budget</b>	<b>Transfers</b>	<b>Revised Budget</b>	<b>Actuals</b>	<b>Available</b>	<b>PCT Budget</b>
	Salaries	\$27,546,852	\$0	\$27,546,852	\$26,801,295	\$745,557	97%
	Overtime	\$2,169,000	\$0	\$2,169,000	\$4,241,162	(\$2,072,162)	196%
	Other Personnel	\$2,643,300	\$0	\$2,643,300	\$2,566,753	\$76,547	97%
	Utilities	\$0	\$0	\$0	\$0	\$0	0%
	Non-Personnel	\$1,338,295	\$0	\$1,338,295	\$1,362,938	(\$24,643)	102%
<b>2,020 Total</b>		<b>\$33,697,447</b>	<b>\$0</b>	<b>\$33,697,447</b>	<b>\$34,972,148</b>	<b>(\$1,274,701)</b>	<b>104%</b>
<b>FY 2021 [budget]</b>	<b>Category</b>	<b>Original Budget</b>	<b>Transfers</b>	<b>Revised Budget</b>	<b>Actuals</b>	<b>Available</b>	<b>PCT Budget</b>
	Salaries	\$27,631,663	\$0	\$27,631,663	\$26,300,000	\$1,331,663	95%
	Overtime	\$2,169,000	\$0	\$2,169,000	\$5,500,000	(\$3,331,000)	254%
	Other Personnel	\$2,643,300	\$0	\$2,643,300	\$2,643,300	\$0	100%
	Utilities	\$0	\$0	\$0	\$0	\$0	0%
	Non-Personnel	\$1,165,295	\$0	\$1,165,295	\$1,165,295	\$0	100%
<b>2,021 Total</b>		<b>\$33,609,258</b>	<b>\$0</b>	<b>\$33,609,258</b>	<b>\$35,608,595</b>	<b>(\$1,999,337)</b>	<b>106%</b>

# NEW HAVEN FIRE DEPARTMENT MONTH ENDING; NOVEMBER 2020

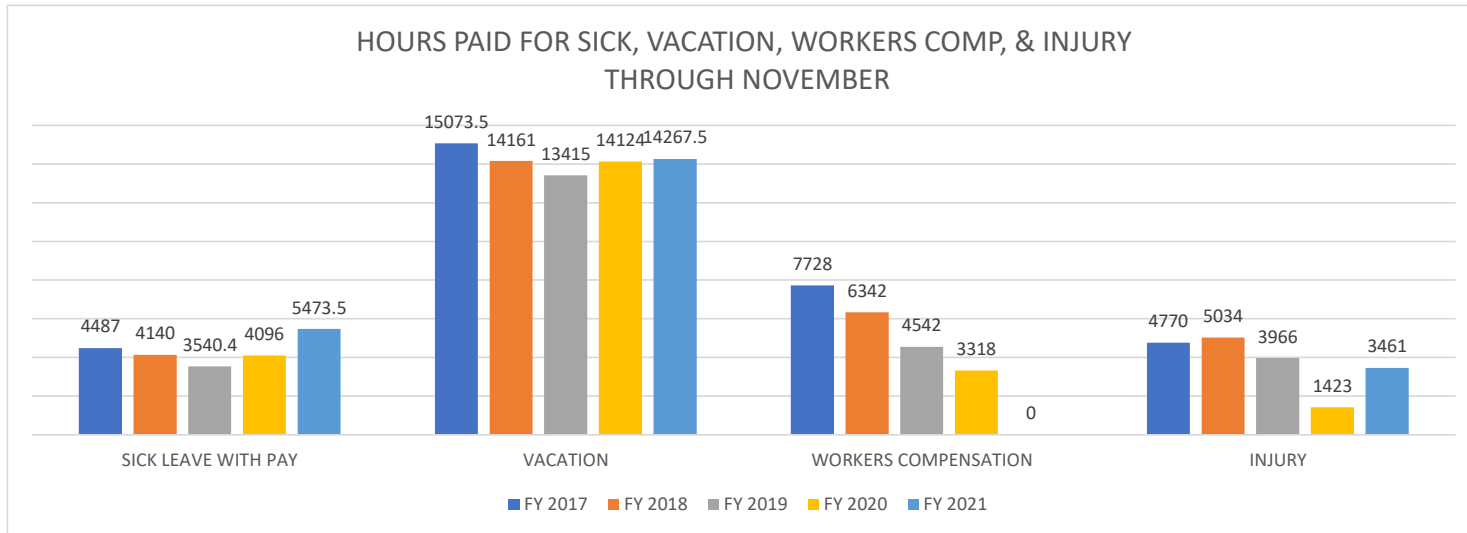


**FY 2014-2019 (Actual), FY 2020 Actual - Unaudited, FY 2021 Budget**





# NEW HAVEN FIRE DEPARTMENT MONTH ENDING; NOVEMBER 2020



**SUMMARY OF GROSS OVERTIME BY DEPARTMENT, BY WEEK**  
**FISCAL YEAR 2020-2021**  
**MONTH ENDING; NOVEMBER 2020**

AGENCY	w/e 11/6/2020	w/e 11/13/2020	w/e 11/20/2020	w/e 11/27/2020	Gross Overtime
111 - Legislative Services	\$0	\$175	\$0	\$459	\$634
131 Mayor's Office	\$0	\$0	\$0	\$0	\$0
132 Chief Administrative Office	\$2,308	\$1,980	\$1,763	\$2,338	\$8,388
133 - Corporation Counsel	\$0	\$0	\$0	\$0	\$0
137 - Finance	\$0	\$210	\$0	\$0	\$210
138 - Information and Technology	\$0	\$0	\$0	\$0	\$0
139 - Office of Assessment	\$0	\$0	\$0	\$0	\$0
152 - Library	\$0	\$0	\$0	\$0	\$0
160 - Park's and Recreation	\$0	\$0	\$0	\$0	\$0
161 - City Town Clerk	\$397	\$452	\$0	\$0	\$849
162 - Registrar of Voters	\$4,306	\$5,337	\$0	\$0	\$9,643
200 - Public Safety Communication	\$5,144	\$9,022	\$15,717	\$6,703	\$36,587
201 - Police Services	\$177,568	\$201,211	\$160,175	\$156,590	\$695,544
202 - Fire Services	\$96,714	\$124,660	\$142,204	\$91,227	\$454,805
301 - Health Department	\$497	\$1,816	\$2,164	\$3,755	\$8,232
309 - Youth and Recreation	\$0	\$0	\$0	\$0	\$0
504 - Parks and Public Works	\$3,654	\$3,499	\$4,788	\$4,170	\$16,111
702 - City Plan	\$0	\$0	\$200	\$0	\$200
704 - Transportation, Traffic and Parking	\$1,138	\$2,605	\$1,622	\$1,188	\$6,552
721 - Office of Bldg., Inspection & Enforcement	\$1,037	\$1,168		\$659	\$2,863
747 - Livable Cities Initiative	\$0	\$0	\$0	\$0	\$0
900 - Board of Education	\$57,512	\$53,430	\$43,283	\$51,276	\$205,501
<b>Grand Total</b>	<b>\$350,276</b>	<b>\$405,563</b>	<b>\$371,917</b>	<b>\$318,364</b>	<b>\$1,446,120</b>

**SUMMARY OF OVERTIME BY DEPARTMENT, BY MONTH  
FISCAL YEAR 2020-2021  
MONTH ENDING; NOVEMBER 2020**

AGENCY	JULY	AUG.	SEPT	OCT	NOV	GROSS EXPEND.	Reimbursements Year to Date	Net Total	ORIGINAL BUDGET	REVISED BUDGET	BALANCE	PCT Expended
111 - Legislative Services	\$300	\$0	\$482	\$672	\$634	\$2,087	\$0	\$2,087	\$10,000	\$10,000	\$7,913	21%
131 - Mayor's Office	\$0	\$0	\$0	\$0	\$0	\$0	\$0	\$0	\$0	\$0	\$0	0%
132 - Chief Administrative Office	\$1,414	\$829	\$1,297	\$2,801	\$8,388	\$14,730	\$0	\$14,730	\$30,000	\$30,000	\$15,270	49%
133 - Corporation Counsel	\$0	\$0	\$0	\$0	\$0	\$0	\$0	\$0	\$0	\$0	\$0	0%
137 - Finance	\$0	\$0	\$0	\$0	\$210	\$210	\$0	\$210	\$1,500	\$1,500	\$1,290	14%
138 - Information and Technology	\$0	\$0	\$0	\$0	\$0	\$0	\$0	\$0	\$0	\$0	\$0	0%
139 - Office of Assessment	\$0	\$0	\$0	\$0	\$0	\$0	\$0	\$0	\$100	\$100	\$100	0%
152 - Library	\$0	\$0	\$0	\$0	\$0	\$0	\$0	\$0	\$0	\$0	\$0	0%
160 - Park's and Recreation	\$0	\$0	\$0	\$0	\$0	\$0	\$0	\$0	\$0	\$0	\$0	#DIV/0!
161 - City Town Clerk	\$617	\$1,958	\$93	\$2,182	\$849	\$5,700	\$0	\$5,700	\$9,000	\$9,000	\$3,300	63%
162 - Registrar of Voters	\$0	\$9,155	\$1,333	\$9,911	\$9,643	\$30,041	\$0	\$30,041	\$30,000	\$30,000	(\$41)	100%
200 - Public Safety Communication	\$35,238	\$38,130	\$41,107	\$50,549	\$36,587	\$201,610	(\$114,474)	\$87,136	\$250,000	\$250,000	\$162,864	35%
201 - Police Services	\$698,107	\$807,848	\$791,481	\$1,032,345	\$695,544	\$4,025,325	(\$47,938)	\$3,977,387	\$7,054,888	\$7,054,888	\$3,077,501	56%
202 - Fire Services	\$387,388	\$485,405	\$409,968	\$517,445	\$454,805	\$2,255,011	\$0	\$2,255,011	\$2,169,000	\$2,169,000	(\$86,011)	104%
301 - Health Department	\$1,721	\$0	\$1,201	\$678	\$8,232	\$11,832	\$0	\$11,832	\$50,000	\$50,000	\$38,168	24%
309 - Youth and Recreation	\$527	\$2,149	\$1,256	\$261	\$0	\$4,192	\$0	\$4,192	\$14,000	\$14,000	\$9,808	30%
504 - Parks and Public Works	\$32,153	\$30,427	\$19,932	\$20,575	\$16,111	\$119,198	\$0	\$119,198	\$948,000	\$948,000	\$828,802	13%
702 - City Plan	\$336	\$227	\$0	\$363	\$200	\$1,126	\$0	\$1,126	\$5,500	\$5,500	\$4,374	20%
704 - Transportation, Traffic and	\$6,315	\$9,265	\$7,466	\$10,358	\$6,552	\$39,956	\$0	\$39,956	\$130,750	\$130,750	\$90,794	31%
721 - Office of Bldg., Inspection	\$657	\$6,091	\$1,520	\$4,519	\$2,863	\$15,650	\$0	\$15,650	\$15,000	\$15,000	(\$650)	104%
747 - Livable Cities Initiative	\$0	\$301	\$150	\$329	\$0	\$779	\$0	\$779	\$13,000	\$13,000	\$12,221	6%
900 - Board of Education	\$65,593	\$139,464	\$176,531	\$223,334	\$205,501	\$810,424	\$0	\$810,424	\$1,230,500	\$1,230,500	\$420,076	66%
<b>TOTAL</b>	<b>\$1,230,366</b>	<b>\$1,531,248</b>	<b>\$1,453,816</b>	<b>\$1,876,322</b>	<b>\$1,446,120</b>	<b>\$7,537,871</b>	<b>(\$162,412)</b>	<b>\$7,375,458</b>	<b>\$11,961,238</b>	<b>\$11,961,238</b>	<b>\$4,585,780</b>	<b>62%</b>

**SUMMARY OF INVESTMENTS**  
**FISCAL YEAR 2020-2021**  
**MONTH ENDING; NOVEMBER 2020**

<b>GENERAL FUND INVESTMENTS</b>							
<b>Fund Type</b>	<b>Date</b>	<b>Term/ Days</b>	<b>Bank</b>	<b>Rate</b>	<b>Type</b>	<b>Principal Amount</b>	<b>Interest Amount</b>
GENERAL	Nov	Daily	CITIZENS	0.15%	MMA	19,006,822.41	3,472.82
GENERAL	Nov	Daily	WEBSTER	0.12%	MMA	5,438,462.19	610.60
CAPITAL	Nov	Daily	DREYFUS	0.02%	MMA	73,855,518.31	1,049.04
GENERAL	Nov	Daily	TD BANK	0.25%	MMA	6,079,834.71	1,098.96
CWF	Nov	Daily	TD BANK	0.25%	MMA	398,179.50	53.07
GENERAL-TR	Nov	Daily	TD BANK	0.25%	MMA	1,287,292.37	48.50
GENERAL-Cirma	Nov	Daily	TD BANK	0.00%	MMA	47,161.28	0.00
GENERAL-INV	Nov	Daily	TD BANK	0.25%	MMA	14,319,608.33	2,743.90
GENERAL	Nov	Daily	NEW HAVEN BA	0.40%	MMA	256,933.18	87.02
GENERAL	Nov	Daily	SANTANDER	0.10%	MMA	598,148.87	49.02
GENERAL	Nov	Daily	PEOPLES BANK	0.20%	MMA	3,034,870.45	514.06
GENERAL-SC	Nov	Daily	STIF	0.06%	MMA	3,260,276.12	292.35
GENERAL	Nov	Daily	STIF	0.06%	MMA	8,348,398.34	859.72
<b>Total General Fund Interest Earned</b>							<b>10,879.06</b>

<b>SPECIAL FUND INVESTMENTS</b>							
<b>Fund Type</b>	<b>Date</b>	<b>Term/ Days</b>	<b>Bank</b>	<b>Rate</b>	<b>Type</b>	<b>Principal Amount</b>	<b>Interest Amount</b>
SPECIAL FUNDS	Nov	Daily	TD BANK	0.25%	MMA	3,332,504.29	562.02
<b>Total Special Fund Interest Earned</b>							<b>562.02</b>

**SUMMARY OF OUTSTANDING DEBT  
FISCAL YEAR 2020-2021  
MONTH ENDING; NOVEMBER 2020**

	Bonds Outstanding as of 6/30/20	Principal Retired 7/20-10/20	Principal Retired in November 2020	FY2021 G.O. Bonds and QZAB Bonds	Principal Defeased	Outstanding Balance November 30, 2020
<b>General Obligation</b>						
City	441,814,724.74	11,937,838.37	898,906.23			428,977,980.14
Education	210,703,040.85	7,317,161.63	3,771,093.77			199,614,785.45
Outstanding Balance	November 30, 2020					<b>628,592,765.59</b>

Includes: General Obligation and Qualified Zone Academy Bond:

CWF bonds are no longer is City's name.

As of 7/1/07, CWF debt became a cost sharing agreement.

**SUMMARY OF PERSONNEL  
FISCAL YEAR 2020-2021  
MONTH ENDING; NOVEMBER 2020  
FULL TIME PERSONNEL**

EFF DATE	FUND	AGENCY	JOB TITLE	LAST NAME	FIRST NAME	SALARY	COMMENTS	RESIDENCY
11/9/2020	GF	Library	Librarian IV	Totter	Susan	\$75,885.00		Farmington, NH
11/9/2020	SF	Livable Cities Initiative	Neighborhood Specialist	Jackson	Raymond	\$54,158.00		New Haven
11/16/2020	GF	PUBLIC SAFETY COMMUNICATIONS	911 Operator/Dispatcher	Gonzalez	Krystle	\$46,224.00		
11/16/2020	GF	PUBLIC SAFETY COMMUNICATIONS	911 Operator/Dispatcher	Weeks	Adrienne	\$46,224.00		
11/16/2020	GF	Parks & Public Works Community Services Administration	Mechanic A	Bassett	David	\$66,034.00	Reinstatement	West Haven
11/16/2020	GF	City Plan	Special Projects Director	Sosa Lombardo	Carlos	\$81,647.00		Hamden
11/16/2020	SF	HEALTH DEPARTMENT	Planner II	Stein	Jaime	\$66,370.00		Guilford
11/16/2020	SF	HEALTH DEPARTMENT	Health Assistant	Brown	Amber	\$38,606.00		New Haven
11/16/2020	SF	Youth and Recreation	Administrative Assistant	Staggers	Lisa	\$43,085.00		New Haven
11/23/2020	GF	Library	Librarian V	Chavez-Brummell	Luis	\$91,804.00	moves from Branch Manager	West Haven
11/23/2020	GF	Office of Building Inspection and Enforcement	Building Department Program Coordinator	Carr	Erica	\$49,134.00	Moves from Assessment Control Clerk	New Haven
11/23/2020	GF	Parks & Public Works	Administrative Assistant	Miranda	Isaias	\$43,085.00	Civil Service Reinstatement	Bridgeport
11/23/2020	GF	Parks & Public Works	Equipment Operator II	Service	Derrick	\$58,756.32	moves from Equipment Operator I	New Haven
11/23/2020	GF	Office of Building Inspection and Enforcement	Building Plans Examiner	Bellonio	Frank	\$78,213.00	Moves from Assistant Building Inspector	Shelton
11/23/2020	SF	Community Services Administration	Management & Policy Analyst	Acosta	Kimberly	\$54,158.00		New Haven
11/30/2020	GF	Library	Library Technical Assistant	Robison	Alexandria	\$47,957.00	Moves from PT Library Aide	New Haven
11/30/2020	SF	HEALTH DEPARTMENT	Community Health Worker	Nettles	Sophia	\$54,158.00		New Haven
11/30/2020	SF	Corporation Counsel	Assistant Corporation Counsel	Pinto	Michael	\$84,036.00		New Haven
12/14/2020	SF	Engineering	Municipal Civil Engineer	Weber	Adam	\$69,674.00		Hamden
11/9/2020	SF	Youth and Recreation	Youth Services Business/Program Manager	Blake	Erika	\$76,502.00		Hamden
11/16/2020	GF	HEALTH DEPARTMENT	Public Health Nurse	Blocker	Robert	\$45,501.00		Hamden
11/16/2020	GF	HEALTH DEPARTMENT	Public Health Nurse	Carrero	Janet	\$45,501.00		Meriden
11/16/2020	GF	HEALTH DEPARTMENT	Public Health Nurse	Rispoli	Nicole	\$45,501.00		New Haven
11/16/2020	SF	HEALTH DEPARTMENT	Program Manager	Briscoe	Lesley Ann	\$49,423.00		Windsor

**PART-TIME PERSONNEL**

EFF DATE	FUND	AGENCY	JOB TITLE	LAST NAME	FIRST NAME	SALARY/HR RATE	COMMENTS	RESIDENCY
11/9/2020	GF	Chief Administrative Office	Student Intern	Desroches	Daniel	\$13.50	EOC	Berlin
11/9/2020	GF	Chief	Student Intern	Lambert	Kailyn	\$13.50	NHFD	West Haven
11/9/2020	GF	Chief	Student Intern	Santoro	Nina	\$13.50	NHPD	Miller Place, NY
11/16/2020	GF	Parks & Public	Seasonal Caretaker	Kidd	Jackson	\$12.00		
11/9/2020	SF	HEALTH DEPARTMENT	Part time TB Specialist	Bruce	Maurine	\$34.49	not to exceed 19 hrs per	North Haven
11/23/2020	GF	Library	Library Aide	Lugo	Leida	\$14.00	not to exceed 19 hrs per	New Haven

**CITY VACANCY REPORT  
MONTH ENDING; NOVEMBER 2020**

**NON-SWORN FULL TIME VACANCIES AS  
OF 11-30-20**

FTE	Department	Pos. No	Position Title	Budget Salary	Date Vacated	Comment
FT	LEGISLATIVE SERVICES	120	SENIOR LEGISLATIVE ASSISTANT	86,922	3/14/2020	
FT	LEGISLATIVE SERVICES	170	ADMINISTRATIVE RECORDS COORDINATOR	44,819	1/17/2020	
FT	CORPORATION COUNSEL	20214	DEPUTY CORPORATION COUNSEL	119,426	10/6/2020	
FT	FINANCE	100	CITY CONTROLLER	129,000	2/28/2020	
PT	FINANCE	PT 14010	PT DATA CONTROL CLERK	17,000	7/17/2017	
FT	FINANCE	160	MANAGEMENT ANALYST II	63,213	9/17/2020	
FT	FINANCE	2170	COLLECTIONS SVC REPRESENTATIVE	49,449	11/16/2020	
FT	OFFICE OF ASSESSMENT	1002	OFFICE MANAGER	1	5/20/2019	
FT	OFFICE OF ASSESSMENT	1003	TITLE MAINTENANCE CLERK	50,856	1/6/2020	
FT	OFFICE OF ASSESSMENT	1003	ASSESSMENT CONTROL CLERK II	49,695	11/23/2020	
FT	LIBRARY	2000	LIBRARY BRANCH MANAGER	69,028	11/23/2020	
FT	LIBRARY	20002	LIBRARY TECHNICAL ASSISTANT	48,354	7/1/2019	
FT	LIBRARY	2010	SUPERVISING LIBRARIAN	62,424	10/26/2020	
FT	LIBRARY	180	LIBRARIAN II	69,819	10/31/2020	
FT	LIBRARY	420	LIBRARIAN III	59,912	10/31/2020	
FT	CITY CLERK	110	DEPUTY CITY CLERK	65,580	7/1/2020	
FT	CITY CLERK	170	ADMIN CUSTOMER SRVC COORDINATOR	45,113	8/12/2019	
FT	PUBLIC SAFETY COMMUNICATIONS	820	911 OPERATOR DISPATCHER II	53,168	9/14/2020	
FT	PUBLIC SAFETY COMMUNICATIONS	910	911 OPERATOR DISPATCHER II	53,168	9/21/2020	
FT	PUBLIC SAFETY COMMUNICATIONS	990	911 OPERATOR DISPATCHER II	53,168	9/21/2020	
FT	PUBLIC SAFETY COMMUNICATIONS	220	COMMUNICATIONS SUPERVISOR	70,996	10/3/2020	
FT	PUBLIC SAFETY COMMUNICATIONS	340	911 OPERATOR DISPATCHER II	53,168	11/16/2020	
FT	POLICE DEPARTMENT	5630	ACCOUNT CLERK IV	57,551	10/30/2020	
FT	POLICE DEPARTMENT	950	POLICE RECORDS CLERK	40,343	10/22/2019	
FT	POLICE DEPARTMENT	1010	POLICE RECORDS CLERK	40,343	11/30/2019	
FT	POLICE DEPARTMENT	1270	POLICE RECORDS CLERK	40,343	2/1/2020	
FT	POLICE DEPARTMENT	1030	POLICE RECORDS CLERK	40,343	8/16/2020	
FT	POLICE DEPARTMENT	20003	POLICE MECHANIC	1	7/1/2019	
FT	POLICE DEPARTMENT	20004	BODY WORN CAMERA TECH ASSISTANT	47,957	7/1/2019	
FT	POLICE DEPARTMENT	9810	POLICE RECORDS CLERK	40,343	8/31/2020	
FT	POLICE DEPARTMENT	5400	POLICE RECORDS CLERK	45,375	9/19/2020	
FT	POLICE DEPARTMENT	6350	OFF SET PRINTER	54,908	11/29/2020	
FT	FIRE SERVICES	21001	MANAGEMENT AND POLICY ANALYST	66,227	7/1/2020	
FT	HEALTH DEPARTMENT	110	DEPUTY DIRECTOR PUBLIC HEALTH	90,000	07/01/20	
FT	HEALTH DEPARTMENT	440	PUBLIC HEALTH NURSE	1	11/15/2019	
FT	HEALTH DEPARTMENT	570	PROGRAM DIRECTOR ENVIRONMENTAL HEALTH	106,747	7/12/2019	

**CITY VACANCY REPORT  
MONTH ENDING; NOVEMBER 2020**

FTE	Department	Pos. No	Position Title	Budget Salary	Date Vacated	Comment
FT	HEALTH DEPARTMENT	1130	PUBLIC HEALTH NURSE	55,465	5/1/2020	
FT	HEALTH DEPARTMENT	17007	PUBLIC HEALTH NURSE	52,780	9/20/2020	
FT	HEALTH DEPARTMENT	650	LEAD POISON INSPECTOR	55,488	10/19/2020	
FT	HEALTH DEPARTMENT	20013	LEAD POISON INSPECTOR	1	9/16/2019	
FT	HEALTH DEPARTMENT	20014	LEAD POISON INSPECTOR	1	9/16/2019	
FT	HEALTH DEPARTMENT	740	REGISTRAR OF VITAL STATISTICS	72,118	8/21/2020	
FT	HEALTH DEPARTMENT	320	PUBLIC HEALTH NURSE	57,129	8/22/2020	
FT	HEALTH DEPARTMENT	430	CLINIC CHARGE NURSE	75,304	10/14/2020	
FT	HEALTH DEPARTMENT	2010	BLIC HEALTH EMERGENCY RESPON:	62,424	11/19/2020	
FT	HEALTH DEPARTMENT	17002	PUBLIC HEALTH NURSE	52,780	11/6/2020	
FT	COMMUNITY SERVICES	20212	SPECIAL PROJECTS DIRECTOR	81,647	10/6/2020	
FT	COMMUNITY SERVICES	18001	UNITY LIASON FINICIAL EMPLOWEF	47,957	11/27/2020	
FT	ENGINEERING	120	CHIEF CIVIL ENGINEER	1	7/1/2020	
FT	ENGINEERING	300	FACILITY ASSET MANAGER	97,476	11/1/2020	
FT	PARKS AND PUBLIC WORKS	100	RECTOR OF PARKS AND RECREATIC	1	1/30/2020	
FT	PARKS AND PUBLIC WORKS	251	CODE ENFORCEMENT OFFICER	65,580	12/16/2019	
FT	PARKS AND PUBLIC WORKS	1380	REFUSE LABORER	55,961	10/26/2020	
FT	PARKS AND PUBLIC WORKS	520	EQUIPMENT OPERATOR I-III	60,785		
FT	PARKS AND PUBLIC WORKS	600	EQUIPMENT OPERATOR I-III	60,785	6/18/2020	
FT	PARKS AND PUBLIC WORKS	510	EQUIPMENT OPERATOR I-III	60,785	10/19/2020	
FT	PARKS AND PUBLIC WORKS	1120	MECHANIC A	66,445	8/3/2020	
FT	PARKS AND PUBLIC WORKS	20215	MANAGEMENT ANALYST IV	54,158	10/6/2020	
FT	PARKS AND PUBLIC WORKS	620	EQUIPMENT OPERATOR I-III	60,785	5/24/2019	
FT	PARKS AND PUBLIC WORKS	690	EQUIPMENT OPERATOR I-III	60,785	9/19/2019	
FT	PARKS AND PUBLIC WORKS	1000	MAINT WKR SPARE BRIDGE 10	48,683	1/3/2020	
FT	PARKS AND PUBLIC WORKS	350	CARETAKER	45,678	5/2/2020	
FT	PARKS AND PUBLIC WORKS	1272	IC SPACE CODE ENFORCEMENT OFF	49,449	7/1/2020	
FT	PARKS AND PUBLIC WORKS	3000	CHIEF OF OPERATIONS	1		
FT	PARKS AND PUBLIC WORKS	4001	ADMINISTRATIVE ASSISTANT	43,085	9/26/2019	
FT	PARKS AND PUBLIC WORKS	300	EXECUTIVE ASSISTANT	57,177	3/17/2020	
FT	PARKS AND PUBLIC WORKS	20001	TREE TRIMMER II	1	7/1/2019	
FT	PARKS AND PUBLIC WORKS	1370	REFUSE LABORER	55,961	10/26/2020	
FT	CITY PLAN	1020	DEPUTY DIRECTOR ZONING	92,521	10/30/2020	
FT	TRANSPORTATION, TRAFFIC & PARKING	180	PARKING METER SUPERVISOR	73,276	4/4/2020	
FT	TRANSPORTATION, TRAFFIC & PARKING	1130	PARKING ENFORCEMENT OFFICER	43,544	4/17/2020	
FT	TRANSPORTATION, TRAFFIC & PARKING	2020	PARKING ENFORCEMENT OFFICER	1	9/4/2016	
FT	TRANSPORTATION, TRAFFIC & PARKING	2040	PARKING ENFORCEMENT OFFICER	1	7/6/2018	
FT	TRANSPORTATION, TRAFFIC & PARKING	20000	TRAFFIC MAINTENANCE WORKER II	1	7/1/2019	
PT	TRANSPORTATION, TRAFFIC & PARKING	PT 13010	'T PARKING ENFORCEMENT OFFICEI	18,869	12/14/2019	
PT	TRANSPORTATION, TRAFFIC & PARKING	PT 13011	'T PARKING ENFORCEMENT OFFICEI	18,869	11/18/2019	
PT	TRANSPORTATION, TRAFFIC & PARKING	PT 16003	'T PARKING ENFORCEMENT OFFICEI	18,869	11/18/2019	
FT	COMMISSION ON EQUAL OPPORTUNITY	20000	UTILIZATION MONITOR	1	7/1/2019	
FT	OFFICE OF BUILDING INSPECTION ENFORCEMEI	440	ASSISTANT BUILDING INSPECTOR	63,123	11/23/2020	
FT	OFFICE OF BUILDING INSPECTION ENFORCEMEI	315	STANT BUILDING PLUMBING INSPEC	63,213	7/17/2020	
FT	OFFICE OF BUILDING INSPECTION ENFORCEMEI	320	STANT BUILDING PLUMBING INSPEC	63,213	10/13/2020	
FT	ECONOMIC DEVELOPMENT	100	PUTY ECONOMIC DEV. ADMINISTRAT	117,373	1/1/2020	
FT	LCI	100	EXECUTIVE DIRECTOR	125,426	10/9/2020	



**CITY VACANCY REPORT  
MONTH ENDING; NOVEMBER 2020**

<i>Agency</i>	<i>BASE SALARY</i>	<i>FT Count</i>	<i>PT Count</i>
LEGISLATIVE SERVICES	131,741	2.00	0
MAYORS OFFICE	0	0.00	0
CHIEF ADMINISTRATIVE OFFICE	0	0.00	0
FINANCE	258,662	3.00	1
OFFICE OF ASSESSMENT	100,552	3.00	0
LIBRARY	309,537	5.00	0
PARKS AND RECREATION	0	0.00	0
CITY CLERK	110,693	2.00	0
PUBLIC SAFETY COMMUNICATIONS	283,668	5.00	0
POLICE DEPARTMENT	407,507	10.00	0
FIRE SERVICES	66,227	1.00	0
HEALTH DEPARTMENT	680,238	13.00	0
FAIR RENT	0	0.00	0
ELDERLY SERVICES	0	0.00	0
COMMUNITY SERVICE ADMINISTRATION	129,604	2.00	0
RECREATION AND YOUTH	0	0.00	0
PUBLIC WORKS	57,177	1.00	0
ENGINEERING	97,477	2.00	0
PARKS AND PUBLIC WORKS	788,928	17.00	0
TRANSPORTATION, TRAFFIC & PARKING	173,430	5.00	3
COMMISSION ON EQUAL OPPORTUNITY	1	1.00	0
OFFICE OF BUILDING INSPECTION ENFORCEMENT	189,549	3.00	0
ECONOMIC DEVELOPMENT	117,373	1.00	0
<b>TOTAL</b>	<b>3,902,364</b>	<b>76</b>	<b>4</b>

\*\*The grand total is not the estimated savings for the FY . Savings will vary based on the actual date the position was vacated

**CITY VACANCY REPORT  
MONTH ENDING; NOVEMBER 2020**

**SWORN VACANCIES AS OF 11-30-20**

<u>Police</u>	<b>Total Count</b>	<b>Title</b>	<b>Total Value</b>	<b>Comment</b>
	24	Police Officer	\$1,823,112	
\$1.00 vacant positions	16	Police Officer	\$16	
	3	Police Detective	\$252,660	
	2	Police Captain	\$209,142	
\$1.00 vacant positions	0	Police Captain	\$0	
	5	Police Lieutenant	\$476,280	
	9	Police Sergeant	\$769,185	
	0	Assistant Chief	\$0	
\$1.00 vacant positions	1	Assistant Chief	\$1	
	<b>60</b>	<b>Total Value - Police</b>	<b>\$3,530,396</b>	

**\*\*43 Total budgeted vacancies for Police Department (60-17 \$1.00 positions)**

**\*\*The grand total is not the estimated savings for the FY . Savings will vary based on the actual date the position was vacated.**

<u>Fire Dept.</u>	<b>Total Count</b>	<b>Title</b>	<b>Total Value</b>	<b>Comment</b>
	13	Firefighter	\$1,044,992	
\$1.00 vacant positions	0	Firefighter	\$0	
	1	Deputy Chief	\$114,304	
	0	Asst. Chief Operations	\$0	
	1	Asst. Chief Administration	\$125,426	
	0	Fire Inspector	\$0	
	0	Fire Captain	\$0	
	1	Drillmaster	\$106,763	
	3	Asst. Drillmaster	\$291,867	
\$1.00 vacant positions	2	Asst. Drillmaster	\$2	
	3	Fire Lieutenant	\$270,138	
	0	Battalion Chief	\$0	
	1	Fire Marshall	\$119,838	
	0	Deputy Fire Marshall	\$0	
	1	Lead Mechanic Fire	\$69,000	
	1	Management & Policy	\$66,227	
	1	Supervisor EMS	\$106,763	
	<b>28</b>	<b>Total Value - Fire</b>	<b>\$2,315,320</b>	

**\*\*26 Total budgeted vacancies for Fire Department (28-2 \$1.00 positions)**

**\*\*The grand total is not the estimated savings for the FY . Savings will vary based on the actual date the position was vacated.**

**SUMMARY OF TRAVEL  
FISCAL YEAR 2020-2021  
MONTH ENDING; NOVEMBER 2020**

Dept	Fund	Funding Source	Estimated Travel Cost	Employee(s) Traveling	Travel Date	Conference Title	Conference Location	Purpose / Description
201-Police	GF	12011010-56677	75.00	Lt. Manmeet Colon	11/19/2020	Fair and Impartial Policing	Meriden, CT	One day recertification/booster seminar on Fair and Impartial Policing.
201-Police	GF	12011010-56677	6825.00	Officers Stephen Jacques, Edrick Agosto, John Moore, Meagan Moran, Brandon Way, Ryan Hall, Rafael Ramirez	Nov 9-Nov 20, 2020	Crash Reconstruction (Level 3)	Bristol, CT	This 80-hour course is designed for those officers who wish to advance to the level of reconstructionist. The course contains reconstruction methodologies, derivation of equations sensitivity of the methods to uncertainties in field data and vehicle dynamics.

**SUMMARY OF GRANTS ACCEPTED BY THE CITY  
FISCAL YEAR 2020-21  
November**

<b>Name of Grant</b>	<b>Granting Agency</b>	<b>Amount</b>	<b>City Department</b>	<b>Date Signed</b>	<b>Description of Grant</b>
Community Composting and Food Waste Reduction (CCFWR) Cooperative Agreement	USDA	\$ 90,000	CSA	9/18/2020	Develop and test strategies for planning and implementing municipal compost plans and food waste reduction plans.
Urban Agriculture and Innovative Production	USDA	\$ 500,000	CSA	9/18/2020	Identify, research, and develop a series of plans and activities that will create an enabling environment for urban agriculture, reducing barriers to entry and sustainability, and in which all residents will equitably benefit from the positive environmental, health, and socioeconomic outcomes.
142 River St Environmental Assesment	USEPA	\$ 200,000	Economic Development	10/1/2020	Environmental assessment and planning for the properties located at 142 River Street, 112 Chapel Street and 69 Poplar/53 River Street in the River Street Municipal Development Project Plan area.
Port Security Grant Program	FEMA	\$ 297,250	Emergency Management	9/2/2020	Continue maintenance and support for the Marine 1 Vessel as well as a maintenance contract to support and fix New Haven Port related cameras.
Assistance to Firefighters Grant	FEMA	\$ 836,727	Emergency Management	9/18/2020	This funding will purchase 166 self contained breathing apparatus (SCBA) units, an air compressor, a cascade and a fill station.

## **Special Fund Expenditure and Revenue Projection Explanation**

Please note that expenditure and revenue projections contained in this report are estimates based upon preliminary information received from City Departments and Granting Agencies. Budgets reported for Fiscal Year 2020-2021 may reflect anticipated new awards that have not yet been approved by the funding agency and estimated program income not yet recognized. Funding will become available only after grant agreements have been approved, executed and budget have been entered on the City's financial accounting system, MUNIS.

### **Deficit Explanation**

The Agencies listed below have significant budget variances that we feel warrant an explanation.

- No deficits are projected.

### **Surplus Explanation**

- If a large surplus exists in a special fund, it is usually the result of a multi-year award that is partially complete. Multi year awards are based on the completion of a project or for the operation of a particular program that extends beyond the City's fiscal year. Any remaining balances for multi-year awards will available in the following fiscal year or until the grant period has ended.

**SPECIAL FUND EXPENDITURE PROJECTION REPORT**  
**FISCAL YEAR 2020-21**  
**NOVEMBER**

Agency	Fund	{1} FY 2020-21 BOA Approved	{2} FY 2019-20 Carryover	{3} FY 2020-21 Adjusted Budget 11/30/2020	{4} Expended Encumbered Year to Date 11/30/2020	{5} FY 2020-21 Projected Expenses 6/30/2021	{6} FY 2020-21 Surplus (Deficit) {3} - {5}
<b>131</b>	<b>MAYORS OFFICE</b>						
	2034 CONTROLLER'S REVOLVING FUND	20,000	6,869	26,869	0	20,000	6,869
	2192 LEGISLATIVE/DEVELOPMENT&POLICY	177,236	0	177,236	39,750	177,236	0
	2311 OFFICE OF SUSTAINABILITY	111,425	0	111,425	0	92,854	18,571
	<b>MAYOR'S OFFICE TOTAL</b>	<b>308,661</b>	<b>6,869</b>	<b>315,530</b>	<b>39,750</b>	<b>290,090</b>	<b>25,440</b>
<b>132</b>	<b>CHIEF ADMINISTRATOR'S OFFICE</b>						
	2029 EMERGENCY MANAGEMENT	65,000	147,427	212,427	48,164	150,000	62,427
	2062 MISC PRIVATE GRANTS	0	6,786	6,786	0	6,786	0
	2063 MISC FEDERAL GRANTS	0	230	230	230	230	0
	2096 MISCELLANEOUS GRANTS	508,987	191,400	700,387	79,499	510,000	190,387
	2133 MISC STATE GRANTS	0	45,835	45,835	0	45,835	0
	2150 HOMELAND SECURITY GRANTS	197,000	387,555	584,555	52,276	584,555	0
	2174 ENERGY EFFICIENCY BLOCK GRANT	0	2,532	2,532	0	2,532	0
	2180 PSEG	500	106,819	107,319	0	107,319	0
	<b>CHIEF ADMINISTRATIVE OFFICE TOTAL</b>	<b>771,487</b>	<b>888,584</b>	<b>1,660,071</b>	<b>180,169</b>	<b>1,407,256</b>	<b>252,814</b>
<b>137</b>	<b>DEPARTMENT OF FINANCE</b>						
	2143 CONTROLLERS SPECIAL FUND	276,338	0	276,338	182,650	276,338	0
	2925 COMMUNITY DEVEL BLOCK GRANT	497,731	49,205	546,936	205,867	546,936	0
	2930 CARES ACT CDBG-CV	223,639	0	223,639	0	167,729	55,910
	<b>DEPARTMENT OF FINANCE TOTAL</b>	<b>997,708</b>	<b>49,205</b>	<b>1,046,913</b>	<b>388,517</b>	<b>991,003</b>	<b>55,910</b>
<b>152</b>	<b>LIBRARY</b>						
	2096 MISCELLANEOUS GRANTS	0	64,115	64,115	27,538	64,115	0
	2133 MISC STATE GRANTS	0	190,035	190,035	0	190,035	0
	<b>LIBRARY TOTAL</b>	<b>0</b>	<b>254,150</b>	<b>254,150</b>	<b>27,538</b>	<b>254,150</b>	<b>0</b>
<b>161</b>	<b>CITY CLERK</b>						
	2133 MISC STATE GRANTS	0	58,017	58,017	36,982	58,017	0
	<b>CITY CLERK TOTAL</b>	<b>0</b>	<b>58,017</b>	<b>58,017</b>	<b>36,982</b>	<b>58,017</b>	<b>0</b>
<b>162</b>	<b>REGISTRAR OF VOTERS</b>						
	2152 DEMOCRACY FUND	0	221,113	221,113	10,000	50,000	171,113
	<b>REGISTRAR OF VOTERS TOTAL</b>	<b>0</b>	<b>221,113</b>	<b>221,113</b>	<b>10,000</b>	<b>50,000</b>	<b>171,113</b>
<b>200</b>	<b>PUBLIC SAFETY COMMUNICATIONS</b>						
	2220 REGIONAL COMMUNICATIONS	723,541	52,325	775,866	547,890	775,866	0
	<b>PUBLIC SAFETY COMMUNICATIONS TOTAL</b>	<b>723,541</b>	<b>52,325</b>	<b>775,866</b>	<b>547,890</b>	<b>775,866</b>	<b>0</b>
<b>201</b>	<b>POLICE SERVICES</b>						
	2062 MISC PRIVATE GRANTS	0	12,908	12,908	3,500	12,908	0
	2085 THE HUMANE COMMISSION	0	25,820	25,820	0	25,820	0
	2096 MISCELLANEOUS GRANTS	25,000	279	25,279	0	25,279	0
	2134 POLICE APPLICATION FEES	6,965	40,786	47,751	30,000	47,751	0
	2150 HOMELAND SECURITY GRANTS	0	7,348	7,348	0	7,348	0
	2213 ANIMAL SHELTER	1,241	77,838	79,079	22,980	25,000	54,079
	2214 POLICE N.H. REGIONAL PROJECT	300,138	0	300,138	113,714	300,138	0
	2216 POLICE YOUTH ACTIVITIES	0	5,881	5,881	0	5,881	0
	2217 POLICE EQUIPMENT FUND	0	25,238	25,238	0	25,238	0
	2218 POLICE FORFEITED PROP FUND	7,833	175,643	183,475	130,000	183,475	0
	2224 MISC POLICE DEPT GRANTS	0	27,232	27,232	0	27,232	0
	2225 MISC POLICE DEPT FEDERAL GRANT	0	601,242	601,242	207,448	601,242	0
	2227 JUSTICE ASSISTANCE GRANT PROG	0	299,943	299,943	205,229	299,943	0
	2281 STATE FORFEITURE FUND	0	3,807	3,807	66	3,807	0
	2309 FIRING RANGE RENTAL FEES	10,000	3,000	13,000	0	13,000	0
	2925 COMMUNITY DEVEL BLOCK GRANT	0	0	0	0	0	0
	<b>POLICE SERVICES TOTAL</b>	<b>351,176</b>	<b>1,306,964</b>	<b>1,658,140</b>	<b>712,937</b>	<b>1,604,060</b>	<b>54,079</b>

**SPECIAL FUND EXPENDITURE PROJECTION REPORT**  
**FISCAL YEAR 2020-21**  
**NOVEMBER**

Agency	Fund		{1} FY 2020-21 BOA Approved	{2} FY 2019-20 Carryover	{3} FY 2020-21 Adjusted Budget 11/30/2020	{4} Expended Encumbered Year to Date 11/30/2020	{5} FY 2020-21 Projected Expenses 6/30/2021	{6} FY 2020-21 Surplus (Deficit) {3} - {5}
<b>202</b>	<b>FIRE SERVICES</b>							
	2063	MISC FEDERAL GRANTS	0	7,227	7,227	0	7,227	0
	2096	MISCELLANEOUS GRANTS	0	78,144	78,144	67,000	78,144	0
	2108	FIRE APPLICATION FEES	0	5,721	5,721	5,721	5,721	0
		<b>FIRE SERVICES TOTAL</b>	<b>0</b>	<b>91,092</b>	<b>91,092</b>	<b>72,721</b>	<b>91,092</b>	<b>0</b>
<b>301</b>	<b>HEALTH DEPARTMENT</b>							
	2017	COMMUNITY FOUNDATION	0	33,814	33,814	28,283	33,814	0
	2028	STD CONTROL	116,412	1,435	117,847	1,435	117,847	0
	2038	STATE HEALTH SUBSIDY	139,137	53,506	192,643	23,171	192,643	0
	2040	COMMUNICABLE DISEASE CONTROL	352,777	124,863	477,640	76,309	477,640	0
	2048	HEALTH DEPT GRANTS	45,636	45,939	91,575	9,839	91,575	0
	2062	MISC PRIVATE GRANTS	118,362	6,706	125,068	4,067	125,068	0
	2070	HUD LEAD BASED PAINT	0	5,600,000	5,600,000	33,131	2,500,000	3,100,000
	2084	RYAN WHITE - TITLE I	5,941,067	5,255,767	11,196,834	4,169,797	8,397,625	2,799,208
	2096	MISCELLANEOUS GRANTS	208,508	213,204	421,711	129,858	421,711	0
	2133	MISC STATE GRANTS	0	9,910	9,910	0	9,910	0
	2136	HUD LEAD PAINT REVOLVING FUND	0	248,319	248,319	107,771	125,000	123,319
	2138	BIO TERRORISM GRANTS	45,000	137,532	182,532	30,503	182,532	0
	2160	MUNICIPAL ID PRGORAM	0	4,522	4,522	0	4,522	0
	2193	HEALTH MEDICAL BILLING PROGRAM	284,797	0	284,797	40,393	284,797	0
	2925	COMMUNITY DEVEL BLOCK GRANT	0	183,345	183,345	9,680	183,345	0
		<b>PUBLIC HEALTH TOTAL</b>	<b>7,251,695</b>	<b>11,918,861</b>	<b>19,170,557</b>	<b>4,664,237</b>	<b>13,148,030</b>	<b>6,022,527</b>
<b>303</b>	<b>ELDERLY SERVICES</b>							
	2300	ORAL CANCER AWARENESS AND PREV	0	348	348	0	0	348
	2925	COMMUNITY DEVEL BLOCK GRANT	47,000	9,840	56,840	24,500	47,000	9,840
		<b>ELDERLY SERVICES TOTAL</b>	<b>47,000</b>	<b>10,188</b>	<b>57,188</b>	<b>24,500</b>	<b>47,000</b>	<b>10,188</b>
<b>308</b>	<b>COMMUNITY SERVICES ADMINISTRATION</b>							
	2020	FOOD STAMP EMPLOYMNT & TRAINING	0	46,173	46,173	32	46,173	0
	2062	MISC PRIVATE GRANTS	100,000	80,812	180,812	129,571	180,812	0
	2063	MISC FEDERAL GRANTS	0	61,699	61,699	0	61,699	0
	2065	EMERGENCY SOLUTIONS GRANT HUD	329,995	58,718	388,713	0	388,713	0
	2066	INNO. HOMELESS INITIATIVE	0	19,366	19,366	0	19,366	0
	2073	HOUSING OPP FOR PERSONS WITH AIDS	1,105,207	99,262	1,204,469	22,881	1,204,469	0
	2095	SAGA SUPPORT SERVICES FUND	0	176,388	176,388	5,830	50,000	126,388
	2096	MISCELLANEOUS GRANTS	0	23,003	23,003	10,000	23,003	0
	2133	MISC STATE GRANTS	0	63,005	63,005	0	63,005	0
	2160	MUNICIPAL ID PRGORAM	0	82,733	82,733	0	25,000	57,733
	2173	PRISON REENTRY PROGRAM	0	1,240	1,240	0	0	1,240
	2310	DIXWELL COMMUNITY HOUSE	150,000	0	150,000	0	150,000	0
	2925	COMMUNITY DEVEL BLOCK GRANT	427,818	10,213	438,031	285,836	427,818	10,213
	2930	CARES ACT CDBG-CV	710,361	0	710,361	15,793	710,361	0
	2931	CARES ACT ESG-CV	2,647,229	0	2,647,229	0	2,647,229	0
	2932	CARES ACT HOPWA-CV	160,839	0	160,839	0	160,839	0
		<b>COMMUNITY SERVICES ADMIN TOTAL</b>	<b>5,631,449</b>	<b>722,612</b>	<b>6,354,061</b>	<b>469,943</b>	<b>6,158,487</b>	<b>195,574</b>

**SPECIAL FUND EXPENDITURE PROJECTION REPORT**  
**FISCAL YEAR 2020-21**  
**NOVEMBER**

Agency	Fund	{1} FY 2020-21 BOA Approved	{2} FY 2019-20 Carryover	{3} FY 2020-21 Adjusted Budget 11/30/2020	{4} Expended Encumbered Year to Date 11/30/2020	{5} FY 2020-21 Projected Expenses 6/30/2021	{6} FY 2020-21 Surplus (Deficit) {3} - {5}
<b>309</b>	<b>YOUTH &amp; RECREATION</b>						
	2035 YOUTH SERVICES BUREAU	226,441	3,223	229,664	183,648	229,664	0
	2044 LIGHTHOUSE CAROUSEL EVENT FUND	124,212	616,165	740,377	27,759	740,377	0
	2050 ECONOMIC DEV. REVOLVING FUND	13,348	0	13,348	0	0	13,348
	2100 PARKS SPECIAL RECREATION ACCT	405,215	329,998	735,213	229,404	735,213	0
	2133 MISC STATE GRANTS	200,000	221,928	421,928	7,697	421,928	0
	2153 MAYORS YOUTH INITIATIVE	430,561	315,964	746,524	124,636	746,524	0
	2159 STREET OUTREACH WORKER PROGRAM	200,000	18,846	218,846	0	218,846	0
	2304 YOUTH AT WORK	542,410	0	542,410	335,078	542,410	0
	2925 COMMUNITY DEVEL BLOCK GRANT	252,244	2,559	254,803	232,244	254,803	0
	<b>YOUTH &amp; RECREATION TOTAL</b>	<b>2,394,431</b>	<b>1,508,683</b>	<b>3,903,113</b>	<b>1,140,466</b>	<b>3,889,765</b>	<b>13,348</b>
<b>502</b>	<b>ENGINEERING</b>						
	2133 MISC STATE GRANTS	0	698,043	698,043	134,525	698,043	0
	2191 UI STREET LIGHT INCENTIVE	0	129,603	129,603	0	129,603	0
	2925 COMMUNITY DEVEL BLOCK GRANT	50,000	41,424	91,424	91,424	91,424	0
	2927 CDBG-DISASTER RECOVERY	0	6,508	6,508	0	6,508	0
	<b>ENGINEERING TOTAL</b>	<b>50,000</b>	<b>875,577</b>	<b>925,577</b>	<b>225,949</b>	<b>925,577</b>	<b>0</b>
<b>702</b>	<b>CITY PLAN</b>						
	2062 MISC PRIVATE GRANTS	0	34,138	34,138	0	34,138	0
	2096 MISCELLANEOUS GRANTS	0	0	0	0	0	0
	2110 FARMINGTON CANAL LINE	0	6,919,250	6,919,250	1,021,467	3,500,000	3,419,250
	2133 MISC STATE GRANTS	0	1,255,123	1,255,123	880,335	1,255,123	0
	2140 LONG WHARF PARCELS G AND H	0	46,970	46,970	0	46,970	0
	2179 RT 34 RECONSTRUCTION	0	1,245,770	1,245,770	555,668	1,245,770	0
	2185 BOATHOUSE AT CANAL DOCK	0	673,904	673,904	138,550	673,904	0
	2189 RT 34 DOWNTOWN CROSSING	0	17,158,735	17,158,735	5,800,838	6,000,000	11,158,735
	2925 COMMUNITY DEVEL BLOCK GRANT	105,777	13,292	119,069	11,318	105,777	13,292
	<b>CITY PLAN TOTAL</b>	<b>105,777</b>	<b>27,347,181</b>	<b>27,452,958</b>	<b>8,408,175</b>	<b>12,861,681</b>	<b>14,591,277</b>
<b>704</b>	<b>TRANSPORTATION/TRAFFIC AND PARKING</b>						
	2062 MISC PRIVATE GRANTS	0	15,000	15,000	15,000	15,000	0
	<b>TRANSPORTATION/TRAFFIC AND PARKING TOTAL</b>	<b>0</b>	<b>15,000</b>	<b>15,000</b>	<b>15,000</b>	<b>15,000</b>	<b>0</b>
<b>705</b>	<b>COMM. ON EQUAL OPPORTUNITIES</b>						
	2042 CEO SCHOOL CONSTRUCTION PROG	10,000	12,289	22,289	831	10,000	12,289
	2178 CONSTRUCTION WORKFORCE INIT	0	34,635	34,635	0	0	34,635
	<b>EQUAL OPPORTUNITIES TOTAL</b>	<b>10,000</b>	<b>46,924</b>	<b>56,924</b>	<b>831</b>	<b>10,000</b>	<b>46,924</b>
<b>721</b>	<b>BUILDING INSPECTION AND ENFORCEMENT</b>						
	2303 SPECIAL VENDING DISTRICT FEES	210,531	37,930	248,461	53,237	248,461	0
	<b>PERSONS WITH DISABILITIES TOTAL</b>	<b>210,531</b>	<b>37,930</b>	<b>248,461</b>	<b>53,237</b>	<b>248,461</b>	<b>0</b>
<b>724</b>	<b>ECONOMIC DEVELOPMENT</b>						
	2050 ECONOMIC DEV. REVOLVING FUND	0	60,531	60,531	0	60,531	0
	2062 MISC PRIVATE GRANTS	0	60,130	60,130	0	60,130	0
	2064 RIVER STREET MUNICIPAL DEV PRJ	0	72,959	72,959	72,957	72,959	0
	2133 MISC STATE GRANTS	0	138,360	138,360	6,870	138,360	0
	2139 MID-BLOCK PARKING GARAGE	0	1,040,234	1,040,234	0	1,040,234	0
	2155 ECONOMIC DEVELOPMENT MISC REV	55,406	336,314	391,720	287,856	391,720	0
	2165 YNHH HOUSING & ECO DEVELOP	261,991	468,465	730,456	200,000	730,456	0
	2177 SMALL & MINORITY BUSINESS DEV	84,316	0	84,316	23,392	84,316	0
	2181 US EPA BROWNFIELDS CLEAN-UP	200,000	414,626	614,626	103,550	614,626	0
	2189 RT 34 DOWNTOWN CROSSING	0	17,434,917	17,434,917	10,029,287	10,029,287	7,405,630
	2194 SMALL BUSINESS INITIATIVE	0	39,654	39,654	3,370	39,654	0
	2925 COMMUNITY DEVEL BLOCK GRANT	381,760	158,119	539,879	81,100	539,879	0
	2927 CDBG-DISASTER RECOVERY	0	131,282	131,282	0	131,282	0
	2930 CARES ACT CDBG-CV	500,000	0	500,000	0	500,000	0
	<b>ECONOMIC DEVELOPMENT TOTAL</b>	<b>1,483,473</b>	<b>20,355,589</b>	<b>21,839,062</b>	<b>10,808,382</b>	<b>14,433,432</b>	<b>7,405,630</b>



**SPECIAL FUND EXPENDITURE PROJECTION REPORT  
FISCAL YEAR 2020-21  
NOVEMBER**

Agency	Fund	{1} FY 2020-21 BOA Approved	{2} FY 2019-20 Carryover	{3} FY 2020-21 Adjusted Budget 11/30/2020	{4} Expended Encumbered Year to Date 11/30/2020	{5} FY 2020-21 Projected Expenses 6/30/2021	{6} FY 2020-21 Surplus (Deficit) {3} - {5}
<b>747</b>	<b>LIVABLE CITY INITIATIVE</b>						
	2024 HOUSING AUTHORITY	412,379	29,870	442,249	133,483	442,249	0
	2050 ECONOMIC DEV. REVOLVING FUND	0	1,930,184	1,930,184	0	1,930,184	0
	2060 INFILL UDAG LOAN REPAYMENT	49,133	131,148	180,282	18,169	75,000	105,282
	2069 HOME - HUD	1,552,940	2,702,565	4,255,505	1,393,031	2,500,000	1,755,505
	2092 URBAN ACT	0	5,502	5,502	0	5,502	0
	2094 PROPERTY MANAGEMENT	23,864	401,025	424,889	190,938	250,000	174,889
	2148 RESIDENTIAL RENTAL LICENSES	464,319	67,804	532,123	115,932	532,123	0
	2151 HOUSING DEVELOPMENT FUND	381,656	1,163,288	1,544,944	585,957	1,000,000	544,944
	2165 YNHH HOUSING & ECO DEVELOP	0	342,353	342,353	341,715	342,353	0
	2170 LCI AFFORDABLE HOUSING CONST	0	92,799	92,799	0	92,799	0
	2182 HUD CHALLENGE GRANT	0	325	325	0	325	0
	2195 DIXWELL Q HOUSE ST BOND FUNDS	0	125,000	125,000	0	125,000	0
	2197 NEIGHBORHOOD COMMUNITY DEVEL	0	2,647,209	2,647,209	697,128	2,647,209	0
	2199 NEIGHBORHOOD RENEWAL PROGRAM	0	2,420,000	2,420,000	1,962,000	2,420,000	0
	2305 NEIGHBORHOOD COMM IMPROV FUND	0	645,871	645,871	25,370	645,871	0
	2312 HOUSING INVESTMENT FUND	25,000	0	25,000	0	25,000	0
	2925 COMMUNITY DEVEL BLOCK GRANT	3,431,661	2,657,390	6,089,051	27,465	6,089,051	0
	2927 CDBG-DISASTER RECOVERY	0	1,854,878	1,854,878	1,693,085	1,854,878	0
	2930 CARES ACT CDBG-CV	802,393	0	802,393	18,000	802,393	0
	<b>LIVABLE CITY INITIATIVE TOTAL</b>	<b>7,143,346</b>	<b>17,217,213</b>	<b>24,360,558</b>	<b>7,202,272</b>	<b>21,779,938</b>	<b>2,580,620</b>
	<b>GRAND TOTALS</b>	<b>27,480,275</b>	<b>82,984,074</b>	<b>110,464,349</b>	<b>35,029,496</b>	<b>79,038,906</b>	<b>31,425,443</b>
<b>900</b>	<b>EDUCATION</b>						
	2090 CHILD DEVELOPMENT PROGRAM BOE	1,245,653	0	1,245,653	1,043,630	1,245,653	0
	2500 ED LAW ENFORCEMENT RESIST TRAF	1,117,660	0	1,117,660	0	1,117,660	0
	2501 TITLE 1 FEDERAL	55,779	0	55,779	5,704	55,779	0
	2502 FORD ED. GRANT	90,000	0	90,000	24,984	90,000	0
	2503 ED ADULT BASIC CASH	2,936,457	0	2,936,457	1,320,815	2,936,457	0
	2504 PRESCHOOL HANDICAPPED	7,213,711	0	7,213,711	3,189,381	7,213,711	0
	2505 VOC. ED. REVOLVING FUND	452,369	0	452,369	255,624	452,369	0
	2508 MODEL LEARN. DISABILITIES	210,654	0	210,654	152,810	210,654	0
	2511 INTEGRATED ARTS CURRICULUM	1,064,068	0	1,064,068	494,847	1,064,068	0
	2512 LEE H.S. PARENTING	1,364,406	0	1,364,406	1,160,750	1,364,406	0
	2517 MAGNET SCHOOLS ASSISTANCE	5,544,881	0	5,544,881	1,206,460	5,544,881	0
	2518 STATE BILINGUAL ED	489,755	0	489,755	251,351	489,755	0
	2519 CAREER EXPLORATION	529,992	0	529,992	0	529,992	0
	2521 EDUCATION FOOD SERVICES	14,868,000	0	14,868,000	10,664,933	14,868,000	0
	2523 EXTENDED DAY KINDERGARTEN	8,735,157	0	8,735,157	7,147,038	8,735,157	0
	2528 PRIVATE FOUNDATION GRTS	260,734	0	260,734	75,372	260,734	0
	2531 EDUCATION CHAPTER I	3,416,517	0	3,416,517	2,379,087	3,416,517	0
	2532 EDUCATION HEAD START	6,464,922	0	6,464,922	1,714,580	6,464,922	0
	2534 MEDICAID REIMBURSEMENT	202,599	0	202,599	65,750	202,599	0
	2538 MISC. EDUCATION GRANTS	16,009	0	16,009	0	16,009	0
	2546 SCHOOL IMPROVEMENTS	385,122	0	385,122	176,497	385,122	0
	2547 EDUCATION JOBS FUND	18,860,436	0	18,860,436	4,899,321	18,860,436	0
	2550 CARES SCHOOL EMERGENCY RELIEF	7,860,562	0	7,860,562	5,580,600	7,860,562	0
	2568 ED HEAD START - USDA	126,006	0	126,006	2,644	126,006	0
	2579 84-85 PRIORITY SCHOOLS	5,892,037	0	5,892,037	2,095,338	5,892,037	0
	2580 JOBS FOR CT YOUTH	6,385	0	6,385	0	6,385	0
	2925 COMMUNITY DEVEL BLOCK GRANT	0	8,500	8,500	0	8,500	0
	<b>EDUCATION SUB-TOTAL</b>	<b>89,409,870</b>	<b>8,500</b>	<b>89,418,370</b>	<b>43,907,515</b>	<b>89,418,370</b>	<b>0</b>
	<b>GRAND TOTALS</b>	<b>116,890,145</b>	<b>82,992,574</b>	<b>199,882,719</b>	<b>78,937,012</b>	<b>168,457,276</b>	<b>31,425,443</b>

**SPECIAL FUND REVENUE PROJECTION REPORT**  
**FISCAL YEAR 2020-21**  
**NOVEMBER**

Fund	Fund Description	{1} FY 2020-21 BOA Approved	{2} FY 2019-20 Carryover	{3} FY 2020-21 Adjusted Budget 11/30/2020	{4} FY 2020-21 Reveune 11/30/2020	{5} FY 2020-21 Projected Revenue 6/30/2021	{6} Variance Projected v. Budget {3} - {5}
2017	COMMUNITY FOUNDATION	0	33,814	33,814	0	33,814	0
2020	FOOD STAMP EMPLOYMNT & TRAINING	0	46,173	46,173	0	46,173	0
2024	HOUSING AUTHORITY	412,379	29,870	442,249	0	442,249	0
2028	STD CONTROL	116,412	1,435	117,847	0	117,847	0
2029	EMERGENCY MANAGEMENT	65,000	147,427	212,427	0	150,000	62,427
2034	CONTROLLER'S REVOLVING FUND	20,000	6,869	26,869	0	20,000	6,869
2035	YOUTH SERVICES BUREAU	226,441	3,223	229,664	29,100	229,664	0
2038	STATE HEALTH SUBSIDY	139,137	53,506	192,643	140,832	192,643	0
2040	COMMUNICABLE DISEASE CONTROL	352,777	124,863	477,640	13,544	477,640	0
2042	CEO SCHOOL CONSTRUCTION PROG	10,000	12,289	22,289	0	10,000	12,289
2044	LIGHTHOUSE CAROUSEL EVENT FUND	124,212	616,165	740,377	5,332	740,377	0
2048	HEALTH DEPT GRANTS	45,636	45,939	91,575	0	91,575	0
2050	ECONOMIC DEV. REVOLVING FUND	13,348	1,990,715	2,004,063	0	1,990,715	13,348
2060	INFILL UDAG LOAN REPAYMENT	49,133	131,148	180,282	25,548	75,000	105,282
2062	MISC PRIVATE GRANTS	218,362	216,480	434,842	0	434,842	0
2063	MISC FEDERAL GRANTS	0	69,155	69,155	0	69,155	0
2064	RIVER STREET MUNICIPAL DEV PRJ	0	72,959	72,959	0	72,959	0
2065	EMERGENCY SOLUTIONS GRANT HUD	329,995	58,718	388,713	0	388,713	0
2066	INNO. HOMELESS INITIATIVE	0	19,366	19,366	0	19,366	0
2069	HOME - HUD	1,552,940	2,702,565	4,255,505	245,350	2,500,000	1,755,505
2070	HUD LEAD BASED PAINT	0	5,600,000	5,600,000	0	2,500,000	3,100,000
2073	HOUSING OPP FOR PERSONS WITH AIDS	1,105,207	99,262	1,204,469	0	1,204,469	0
2084	RYAN WHITE - TITLE I	5,941,067	5,255,767	11,196,834	1,493,410	8,397,625	2,799,208
2085	THE HUMANE COMMISSION	0	25,820	25,820	0	25,820	0
2090	CHILD DEVELOPMENT PROGRAM BOE	1,245,653	0	1,245,653	119,044	1,245,653	0
2092	URBAN ACT	0	5,502	5,502	2	5,502	0
2094	PROPERTY MANAGEMENT	23,864	401,025	424,889	52,014	250,000	174,889
2095	SAGA SUPPORT SERVICES FUND	0	176,388	176,388	138	50,000	126,388
2096	MISCELLANEOUS GRANTS	742,495	570,145	1,312,639	88,984	1,122,252	190,387
2100	PARKS SPECIAL RECREATION ACCT	405,215	329,998	735,213	30,526	735,213	0
2108	FIRE APPLICATION FEES	0	5,721	5,721	0	5,721	0
2110	FARMINGTON CANAL LINE	0	6,919,250	6,919,250	0	3,500,000	3,419,250
2133	MISC STATE GRANTS	200,000	2,680,254	2,880,254	317,162	2,880,254	0
2134	POLICE APPLICATION FEES	6,965	40,786	47,751	6,965	47,751	0
2136	HUD LEAD PAINT REVOLVING FUND	0	248,319	248,319	0	125,000	123,319
2138	BIO TERRORISM GRANTS	45,000	137,532	182,532	0	182,532	0
2139	MID-BLOCK PARKING GARAGE	0	1,040,234	1,040,234	0	1,040,234	0
2140	LONG WHARF PARCELS G AND H	0	46,970	46,970	0	46,970	0
2143	CONTROLLERS SPECIAL FUND	276,338	0	276,338	156,046	276,338	0
2148	RESIDENTIAL RENTAL LICENSES	464,319	67,804	532,123	58,656	532,123	0
2150	HOMELAND SECURITY GRANTS	197,000	394,903	591,903	5,360	591,903	0
2151	HOUSING DEVELOPMENT FUND	381,656	1,163,288	1,544,944	383,385	1,000,000	544,944
2152	DEMOCRACY FUND	0	221,113	221,113	0	50,000	171,113
2153	MAYORS YOUTH INITIATIVE	430,561	315,964	746,524	353,000	746,524	0
2155	ECONOMIC DEVELOPMENT MISC REV	55,406	336,314	391,720	108,312	391,720	0
2159	STREET OUTREACH WORKER PROGRAM	200,000	18,846	218,846	200,000	218,846	0
2160	MUNICIPAL ID PRGORAM	0	87,255	87,255	68	29,522	57,733
2161	CHILDREN'S TRUST FUND	0	0	0	0	0	0
2165	YNHH HOUSING & ECO DEVELOP	261,991	810,818	1,072,809	0	1,072,809	0
2170	LCI AFFORDABLE HOUSING CONST	0	92,799	92,799	100,000	92,799	0
2173	PRISON REENTRY PROGRAM	0	1,240	1,240	0	0	1,240
2174	ENERGY EFFICIENCY BLOCK GRANT	0	2,532	2,532	0	2,532	0
2177	SMALL & MINORITY BUSINESS DEV	84,316	0	84,316	0	84,316	0

**SPECIAL FUND REVENUE PROJECTION REPORT**  
**FISCAL YEAR 2020-21**  
**NOVEMBER**

Fund	Fund Description	{1} FY 2020-21 BOA Approved	{2} FY 2019-20 Carryover	{3} FY 2020-21 Adjusted Budget 11/30/2020	{4} FY 2020-21 Reveune 11/30/2020	{5} FY 2020-21 Projected Revenue 6/30/2021	{6} Variance Projected v. Budget {3} - {5}
2178	CONSTRUCTION WORKFORCE INIT	0	34,635	34,635	0	0	34,635
2179	RT 34 RECONSTRUCTION	0	1,245,770	1,245,770	0	1,245,770	0
2180	PSEG	500	106,819	107,319	84	107,319	0
2181	US EPA BROWNFIELDS CLEAN-UP	200,000	414,626	614,626	0	614,626	0
2182	HUD CHALLENGE GRANT	0	325	325	0	325	0
2185	BOATHOUSE AT CANAL DOCK	0	673,904	673,904	0	673,904	0
2189	RT 34 DOWNTOWN CROSSING	0	34,593,651	34,593,651	2,425,206	16,029,287	18,564,364
2191	UI STREET LIGHT INCENTIVE	0	129,603	129,603	0	129,603	0
2192	LEGISLATIVE/DEVELOPMENT&POLICY	177,236	0	177,236	0	177,236	0
2193	HEALTH MEDICAL BILLING PROGRAM	284,797	0	284,797	828	284,797	0
2194	SMALL BUSINESS INITIATIVE	0	39,654	39,654	0	39,654	0
2195	DIXWELL Q HOUSE ST BOND FUNDS	0	125,000	125,000	0	125,000	0
2197	NEIGHBORHOOD COMMUNITY DEVEL	0	2,647,209	2,647,209	200,000	2,647,209	0
2198	BYRNE CRIMINAL JUSTICE INNOV	0	0	0	0	0	0
2199	NEIGHBORHOOD RENEWAL PROGRAM	0	2,420,000	2,420,000	1,599,500	2,420,000	0
2213	ANIMAL SHELTER	1,241	77,838	79,079	3,593	25,000	54,079
2214	POLICE N.H. REGIONAL PROJECT	300,138	0	300,138	226,045	300,138	0
2216	POLICE YOUTH ACTIVITIES	0	5,881	5,881	0	5,881	0
2217	POLICE EQUIPMENT FUND	0	25,238	25,238	0	25,238	0
2218	POLICE FORFEITED PROP FUND	7,833	175,643	183,475	5,423	183,475	0
2220	REGIONAL COMMUNICATIONS	723,541	52,325	775,866	361,770	775,866	0
2224	MISC POLICE DEPT GRANTS	0	27,232	27,232	22	27,232	0
2225	MISC POLICE DEPT FEDERAL GRANT	0	601,242	601,242	0	601,242	0
2227	JUSTICE ASSISTANCE GRANT PROG	0	299,943	299,943	10	299,943	0
2281	STATE FORFEITURE FUND	0	3,807	3,807	0	3,807	0
2300	ORAL CANCER AWARENESS AND PREV	0	348	348	0	0	348
2301	SECOND CHANCE GRANT	0	0	0	422	0	0
2303	SPECIAL VENDING DISTRICT FEES	210,531	37,930	248,461	38,005	248,461	0
2304	YOUTH AT WORK	542,410	0	542,410	780,183	542,410	0
2305	NEIGHBORHOOD COMM IMPROV FUND	0	645,871	645,871	0	645,871	0
2307	RESERVE FOR LITIGATION	0	0	0	0	0	0
2309	FIRING RANGE RENTAL FEES	10,000	3,000	13,000	3,000	13,000	0
2310	DIXWELL COMMUNITY HOUSE	150,000	0	150,000	150,000	150,000	0
2311	OFFICE OF SUSTAINABILITY	111,425	0	111,425	0	92,854	18,571
2312	HOUSING INVESTMENT FUND	25,000	0	25,000	0	25,000	0
2500	ED LAW ENFORCEMENT RESIST TRAF	1,117,660	0	1,117,660	0	1,117,660	0
2501	TITLE 1 FEDERAL	55,779	0	55,779	0	55,779	0
2502	FORD ED. GRANT	90,000	0	90,000	45,000	90,000	0
2503	ED ADULT BASIC CASH	2,936,457	0	2,936,457	1,865,708	2,936,457	0
2504	PRESCHOOL HANDICAPPED	7,213,711	0	7,213,711	0	7,213,711	0
2505	VOC. ED. REVOLVING FUND	452,369	0	452,369	0	452,369	0
2508	MODEL LEARN. DISABILITES	210,654	0	210,654	186,377	210,654	0
2511	INTEGRATED ARTS CURRICULUM	1,064,068	0	1,064,068	0	1,064,068	0
2512	LEE H.S. PARENTING	1,364,406	0	1,364,406	0	1,364,406	0
2517	MAGNET SCHOOLS ASSISTANCE	5,544,881	0	5,544,881	582,952	5,544,881	0
2518	STATE BILINGUAL ED	489,755	0	489,755	0	489,755	0
2519	CAREER EXPLORATION	529,992	0	529,992	0	529,992	0
2521	EDUCATION FOOD SERVICES	14,868,000	0	14,868,000	907,159	14,868,000	0
2523	EXTENDED DAY KINDERGARTEN	8,735,157	0	8,735,157	2,640,878	8,735,157	0
2528	PRIVATE FOUNDATION GRTS	260,734	0	260,734	20,454	260,734	0
2531	EDUCATION CHAPTER I	3,416,517	0	3,416,517	1,122,433	3,416,517	0
2532	EDUCATION HEAD START	6,464,922	0	6,464,922	1,260,308	6,464,922	0
2534	MEDICAID REIMBURSEMENT	202,599	0	202,599	0	202,599	0

**SPECIAL FUND REVENUE PROJECTION REPORT  
FISCAL YEAR 2020-21  
NOVEMBER**

<b>Fund</b>	<b>Fund Description</b>	<b>{1} FY 2020-21 BOA Approved</b>	<b>{2} FY 2019-20 Carryover</b>	<b>{3} FY 2020-21 Adjusted Budget 11/30/2020</b>	<b>{4} FY 2020-21 Revenue 11/30/2020</b>	<b>{5} FY 2020-21 Projected Revenue 6/30/2021</b>	<b>{6} Variance Projected v. Budget {3} - {5}</b>
2538	MISC. EDUCATION GRANTS	16,009	0	16,009	0	16,009	0
2546	SCHOOL IMPROVEMENTS	385,122	0	385,122	0	385,122	0
2547	EDUCATION JOBS FUND	18,860,436	0	18,860,436	0	18,860,436	0
2550	CARES SCHOOL EMERGENCY RELIEF	7,860,562	0	7,860,562	915,435	7,860,562	0
2568	ED HEAD START - USDA	126,006	0	126,006	0	126,006	0
2579	84-85 PRIORITY SCHOOLS	5,892,037	0	5,892,037	0	5,892,037	0
2580	JOBS FOR CT YOUTH	6,385	0	6,385	0	6,385	0
2925	COMMUNITY DEVEL BLOCK GRANT	5,193,991	3,133,886	8,327,877	141,775	8,294,532	33,345
2927	CDBG-DISASTER RECOVERY	0	1,992,668	1,992,668	283,036	1,992,668	0
2930	CARES ACT CDBG-CV	2,236,393	0	2,236,393	0	2,180,483	55,910
2931	CARES ACT ESG-CV	2,647,229	0	2,647,229	0	2,647,229	0
2932	CARES ACT HOPWA-CV	160,839	0	160,839	0	160,839	0
<b>TOTAL</b>		<b>116,890,145</b>	<b>82,992,574</b>	<b>199,882,719</b>	<b>19,698,384</b>	<b>168,457,276</b>	<b>31,425,443</b>

**FY 2020-2021 CAPITAL PROJECT REPORT  
MONTH ENDING; NOVEMBER 2020**

The City of New Haven, BOA approved budget for FY 2019-20 includes a Two-Year capital bonding plan. The overall amount approved is \$70,700,000. **Revised Budget is due to re-designations of previous capital funds added to fiscal year 2020 as approved by the Board of Alders.**

<i>AGENCY</i>	<i>PROJECT DESCRIPTION</i>	<i>ORIGINAL BUDGET</i>	<i>REVISED BUDGET</i>	<i>YTD EXPENSES + OPEN PO'S</i>	<i>PROJECTED EXPENDITURES AS OF JUNE 30, 2021</i>
CAO / M&B	ROLLING STOCK	\$6,400,000	\$6,224,062	\$2,526,846	\$6,224,062
OFFICE OF TECHNOLOGY	INFO. TECHNOLOGY SOFTWARE	\$200,000	\$200,000	\$184,285	\$200,000
OFFICE OF TECHNOLOGY	INFORMATION TECHNOLOGY NETWORK	\$200,000	\$200,000	\$52,893	\$200,000
OFFICE OF TECHNOLOGY	INFO. TECHNOLOGY INITIATIVES	\$2,800,000	\$2,500,000	\$1,185,700	\$2,500,000
OFFICE OF TECHNOLOGY	POLICE TECHNOLOGY	\$200,000	\$200,000	\$147,314	\$200,000
OFFICE OF TECHNOLOGY	FIRE TECHNOLOGY	\$200,000	\$200,000	\$179,332	\$200,000
OFFICE OF TECHNOLOGY	IT FACILITY RENOVATION	\$300,000	\$300,000	\$3,000	\$300,000
OFFICE OF TECHNOLOGY	CITY-WIDE DIGITIZATION	\$200,000	\$224,785	\$90,858	\$224,785
OFFICE OF TECHNOLOGY	LIBRARY TECHNOLOGY & COMMUNICATIONS	\$400,000	\$400,000	\$220,399	\$400,000
OFFICE OF TECHNOLOGY	COMMUNICATIONS & IT EQUIPMENT	\$400,000	\$400,000	\$4,000	\$400,000
PUBLIC LIBRARY	LIBRARY IMPROVEMENTS	\$1,200,000	\$1,200,000	\$960,630	\$1,200,000
PARKS DEPARTMENT	INFRASTRUCTURE IMPROVEMENTS	\$1,400,000	\$1,400,000	\$631,052	\$1,400,000
PARKS DEPARTMENT	GENERAL PARK IMPROVEMENTS	\$950,000	\$950,000	\$252,595	\$950,000
PARKS DEPARTMENT	LIGHTHOUSE PARK MASTER IMPROVE	\$1,700,000	\$1,700,000	\$40,000	\$1,700,000
PARKS DEPARTMENT	TREES	\$1,500,000	\$1,500,000	\$1,126,030	\$1,500,000
PARKS DEPARTMENT	CITY PARK LIGHTING	\$100,000	\$100,000	\$1,000	\$100,000
POLICE SERVICE	POLICE RADIOS	\$1,800,000	\$1,800,000	\$1,273,530	\$1,800,000
POLICE SERVICE	POLICE EQUIPMENT	\$750,000	\$1,102,294	\$377,667	\$1,102,294
POLICE SERVICE	POLICE BODY CAMERAS	\$50,000	\$50,000	\$500	\$50,000
POLICE SERVICE	ANIMAL SHELTER, GARAGE&SUBSTAT	\$150,000	\$150,000	\$6,102	\$150,000
POLICE SERVICE	POLICE GARAGE REPAIR	\$0	\$205,978	\$0	\$205,978

**FY 2020-2021 CAPITAL PROJECT REPORT  
MONTH ENDING; NOVEMBER 2020**

The City of New Haven, BOA approved budget for FY 2019-20 includes a Two-Year capital bonding plan. The overall amount approved is \$70,700,000. **Revised Budget is due to re-designations of previous capital funds added to fiscal year 2020 as approved by the Board of Alders.**

<i>AGENCY</i>	<i>PROJECT DESCRIPTION</i>	<i>ORIGINAL BUDGET</i>	<i>REVISED BUDGET</i>	<i>YTD EXPENSES + OPEN PO'S</i>	<i>PROJECTED EXPENDITURES AS OF JUNE 30, 2021</i>
FIRE SERVICE	FIRE FIGHTER PROTECTIVE EQUIPM	\$450,000	\$450,000	\$450,000	\$450,000
FIRE SERVICE	RESCUE & SAFETY EQUIPMENT	\$275,000	\$275,000	\$149,165	\$275,000
FIRE SERVICE	EMERGENCY MEDICAL EQUIPMENT	\$200,000	\$200,000	\$3,485	\$200,000
FIRE SERVICE	FIRE EQUIPMENT LIFT	\$200,000	\$200,000	\$74,854	\$200,000
PUBLIC WORKS	BRIDGES UPGRADES & REHABILITAT	\$450,000	\$450,000	\$261,104	\$450,000
PUBLIC WORKS	FACILITY REPAIR	\$1,000,000	\$1,000,000	\$59,387	\$1,000,000
PUBLIC WORKS	SIDEWALK CONSTRUCTION & REHABI PAVEMENT	\$500,000	\$500,000	\$196,345	\$500,000
PUBLIC WORKS	MANAGEMENT & INSTRUCT	\$4,000,000	\$4,000,000	\$799,403	\$4,000,000
PUBLIC WORKS	REFUSE & RECYCLING	\$400,000	\$400,000	\$5,500	\$400,000
PUBLIC WORKS	ENVIRONMENT MITIGATION	\$150,000	\$150,000	\$74,625	\$150,000
ENGINEERING	STREET RECONSTRUCTION	\$1,600,000	\$1,600,000	\$561,348	\$1,600,000
ENGINEERING	SIDEWALK RECONSTRUCTION	\$6,450,000	\$6,450,000	\$3,799,568	\$6,450,000
ENGINEERING	BRIDGES	\$1,700,000	\$1,700,000	\$210,654	\$1,700,000
ENGINEERING	STREET LIGHTS	\$125,000	\$125,000	\$61,950	\$125,000
ENGINEERING	FACILITY REHABILITATION/REPAIR	\$1,600,000	\$1,510,861	\$717,416	\$1,510,861
ENGINEERING	GOVERNMENT CENTER	\$500,000	\$500,000	\$177,972	\$500,000
ENGINEERING	GENERAL STORM	\$700,000	\$700,000	\$207,227	\$700,000
ENGINEERING	FLOOD AND EROSION	\$900,000	\$900,000	\$151,450	\$900,000
ENGINEERING	GOFFE STREET ARMORY	\$200,000	\$200,000	\$112,192	\$200,000
CITY PLAN	COASTAL AREA IMPROVEMENTS	\$900,000	\$900,000	\$166,906	\$900,000
CITY PLAN	ON-CALL PLANNING	\$275,000	\$275,000	\$211,689	\$275,000

**FY 2020-2021 CAPITAL PROJECT REPORT  
MONTH ENDING; NOVEMBER 2020**

The City of New Haven, BOA approved budget for FY 2019-20 includes a Two-Year capital bonding plan. The overall amount approved is \$70,700,000. **Revised Budget is due to re-designations of previous capital funds added to fiscal year 2020 as approved by the Board of Alders.**

<i>AGENCY</i>	<i>PROJECT DESCRIPTION</i>	<i>ORIGINAL BUDGET</i>	<i>REVISED BUDGET</i>	<i>YTD EXPENSES + OPEN PO'S</i>	<i>PROJECTED EXPENDITURES AS OF JUNE 30, 2021</i>
CITY PLAN	ROUTE 34 EAST	\$125,000	\$125,000	\$1,250	\$125,000
CITY PLAN	WAY FINDING SIGN SYSTEM	\$50,000	\$50,000	\$500	\$50,000
CITY PLAN	FARMINGTON CANAL GREEWAY	\$150,000	\$150,000	\$1,500	\$150,000
TWEED/N H AIRPORT	TWEED NEW HAVEN AIRPORT	\$1,700,000	\$1,700,000	\$821,967	\$1,700,000
TRAFFIC & PARKING	TRAFFIC SIGNAL MAINTENANCE	\$550,000	\$550,000	\$46,270	\$550,000
TRAFFIC & PARKING	PARKING METER MAINTENANCE	\$200,000	\$200,000	\$110,822	\$200,000
TRAFFIC & PARKING	TRAFFIC SIGNAL & PAVEMENT MARK	\$150,000	\$150,000	\$1,500	\$150,000
TRAFFIC & PARKING	TRANSPORTATION ENHANCEMENTS	\$400,000	\$400,000	\$319,730	\$400,000
TRAFFIC & PARKING	PLANNING AND ENGINEERING SERVI	\$300,000	\$300,000	\$75,523	\$300,000
TRAFFIC & PARKING	STREET LIGHT MAINTENANCE	\$250,000	\$250,000	\$44,138	\$250,000
TRAFFIC & PARKING	VISION ZERO PROJECTS	\$100,000	\$100,000	\$16,000	\$100,000
TRAFFIC & PARKING	LOCAL TRANSIT INFRASTRUCTURE I	\$100,000	\$100,000	\$1,000	\$100,000
TRAFFIC & PARKING	SAFE ROUTES TO SCHOOL	\$100,000	\$100,000	\$1,000	\$100,000
BLDG INSPEC & ENFORC	DEMOLITION	\$700,000	\$700,000	\$526,962	\$700,000
ECONOMIC DEVELOPMENT	LAND AND BUILDING BANK	\$700,000	\$700,000	\$258,582	\$700,000
ECONOMIC DEVELOPMENT	COMMERCIAL INDUSTRIAL SITE DEV	\$850,000	\$850,000	\$511,663	\$850,000
ECONOMIC DEVELOPMENT	FACADES	\$600,000	\$600,000	\$6,000	\$600,000
ECONOMIC DEVELOPMENT	PRE CAPITAL FEASIBILTY	\$150,000	\$150,000	\$29,741	\$150,000
ECONOMIC DEVELOPMENT	SMALL BUSINESS PUBLIC MARKET	\$200,000	\$200,000	\$2,000	\$200,000
ECONOMIC DEVELOPMENT	COMMUNITY FOOD SYSTEMS HUB	\$200,000	\$200,000	\$98,617	\$200,000
LIVABLE CTY INITAT	NEIGHBRHD COMMERCIAL PUB.IMPRO	\$675,000	\$675,000	\$560,339	\$675,000

**FY 2020-2021 CAPITAL PROJECT REPORT  
MONTH ENDING; NOVEMBER 2020**

The City of New Haven, BOA approved budget for FY 2019-20 includes a Two-Year capital bonding plan. The overall amount approved is \$70,700,000. **Revised Budget is due to re-designations of previous capital funds added to fiscal year 2020 as approved by the Board of Alders.**

<i>AGENCY</i>	<i>PROJECT DESCRIPTION</i>	<i>ORIGINAL BUDGET</i>	<i>REVISED BUDGET</i>	<i>YTD EXPENSES + OPEN PO'S</i>	<i>PROJECTED EXPENDITURES AS OF JUNE 30, 2021</i>
LIVABLE CTY INITAT	NEIGHBORHOOD HOUSING ASSISTANC	\$1,200,000	\$1,200,000	\$1,051,914	\$1,200,000
LIVABLE CTY INITAT	PROPERTY MANAGEMENT	\$100,000	\$100,000	\$1,000	\$100,000
LIVABLE CTY INITAT	RESIDENTIAL REHABILITATION	\$650,000	\$650,000	\$96,500	\$650,000
LIVABLE CTY INITAT	HOUSING DEVELOPEMENT	\$2,000,000	\$2,100,000	\$1,096,800	\$2,100,000
LIVABLE CTY INITAT	PUBLIC IMPROVEMENT	\$200,000	\$200,000	\$2,000	\$200,000
LIVABLE CTY INITAT	ACQUISITION	\$950,000	\$950,000	\$313,548	\$950,000
LIVABLE CTY INITAT	DOWN PAYMENT AND CLOSING COST	\$100,000	\$100,000	\$100,000	\$100,000
LIVABLE CTY INITAT	EERAP	\$175,000	\$175,000	\$111,003	\$175,000
EDUCATION	GENERAL IMPROVEMENTS	\$3,000,000	\$3,140,806	\$3,262,922	\$3,140,806
EDUCATION	LIFE SAFETY	\$600,000	\$600,000	\$500,000	\$600,000
EDUCATION	HVAC REPAIRS & REPLACEMENTS	\$1,300,000	\$1,300,000	\$1,218,797	\$1,300,000
EDUCATION	ENERGY PERFORMANCE ENHANCEMENT	\$2,400,000	\$2,400,000	\$1,141,864	\$2,400,000
EDUCATION	INFORMATION,TECHNOLOGY & COMPU	\$2,900,000	\$2,900,000	\$2,078,324	\$2,900,000
EDUCATION	CUSTODIAL EQUIPMENT	\$300,000	\$300,000	\$137,974	\$300,000
EDUCATION	INTERIOR AND EXTERIOR PAINTING	\$350,000	\$350,000	\$127,820	\$350,000
EDUCATION	ASBESTOS ENVIRONMENTAL	\$200,000	\$200,000	\$35,474	\$200,000
EDUCATION	SCHOOL ACCREDITATION	\$100,000	\$100,000	\$1,000	\$100,000
EDUCATION	FLOOR TILE	\$150,000	\$150,000	\$101,236	\$150,000
EDUCATION	CAFETERIA PROGRAM & EQUIPMENT	\$200,000	\$200,000	\$11,353	\$200,000
EDUCATION	PROFESSIONAL SERVICES	\$100,000	\$100,000	\$40,991	\$100,000
EDUCATION	PAVING FENCING & SITE IMPROVEM	\$200,000	\$200,000	\$27,000	\$200,000



**FY 2020-2021 CAPITAL PROJECT REPORT  
MONTH ENDING; NOVEMBER 2020**

The City of New Haven, BOA approved budget for FY 2019-20 includes a Two-Year capital bonding plan. The overall amount approved is \$70,700,000. **Revised Budget is due to re-designations of previous capital funds added to fiscal year 2020 as approved by the Board of Alders.**

<i>AGENCY</i>	<i>PROJECT DESCRIPTION</i>	<i>ORIGINAL BUDGET</i>	<i>REVISED BUDGET</i>	<i>YTD EXPENSES + OPEN PO'S</i>	<i>PROJECTED EXPENDITURES AS OF JUNE 30, 2021</i>
EDUCATION	LT MAINTENANCE STEWARDSHIP	\$1,800,000	\$1,800,000	\$245,193	\$1,800,000
ASSESSORS OFFICE	REVALUATION	\$900,000	\$900,000	\$517,000	\$900,000
ENGINEERING	CLIMATE CHANGE/SUSTAINABILITY	\$550,000	\$550,000	\$0	\$550,000
<b>GRAND TOTAL</b>		<b>\$72,150,000</b>	<b>\$72,408,786</b>	<b>\$33,370,791</b>	<b>\$72,408,786</b>

**SUMMARY OF BUDGET TRANSFERS  
FISCAL YEAR 2020-2021  
MONTH ENDING; NOVEMBER 2020**

<i>Department</i>	<i>Transfer No.</i>	<i>Amount</i>	<i>Line: From</i>	<i>Line -Desc</i>	<i>Line: To</i>	<i>Line Desc</i>	<i>Reason</i>	<i>COMMENT</i>
<i>Expenditure Reserve</i>	301-21-1	850,000	14081010-56694	<i>Contractual Services</i>	13011010-50110	Health Department Salaries	In light of the COVID-19 pandemic, The State of Connecticut Department of Education is requiring Cities and Towns to develop a plan, under the current guidelines for reopening schools, screening, assessment, and rapid isolation of any child and/or staff member who exhibits symptoms consistent with COVID-19 is required. Nurses will be required to complete the usual tasks of assessing sick or injured children	Approved/favorable by BOA 11/9/20

**SELF INSURANCE FUND & FOOD SERVICE & OPEB PROJECTION  
FISCAL YEAR 2020-2021**

**MONTH ENDING; NOVEMBER 2020**

**SELF INFURANCE FUND**

	(1) <b>Actual</b> FY 13-14	(2) <b>Actual</b> FY 14-15	(3) <b>Actual</b> FY 15-16	(4) <b>Actual</b> FY 16-17	(5) <b>Actual</b> FY 17-18	(6) <b>Actual</b> FY 18-19	(7) <b>Un-Audited</b> FY 19-20	(8) <b>YTD</b> FY 20-21
<b>EXPENDITURES</b>								
FISCAL YEAR EXPENDITUES	\$3,050,081	\$1,192,561	\$1,733,945	\$2,316,245	\$2,608,586	\$4,054,192	\$3,085,364	\$706,953
RICCI CASE	\$0	\$0	\$0	\$0	\$0	\$0	\$0	\$0
LEWIS SETTLMNT	\$0	\$0	\$0	\$0	\$9,500,000	\$0	\$0	\$0
AUDITOR ADJUSTMENT (CASE RESERVE)	(\$710,000)	(\$567,833)	\$10,000	\$1,041,500	\$0	\$0	\$0	\$0
<b>EXPENDITURE TOTALS</b>	<b>\$2,340,081</b>	<b>\$624,728</b>	<b>\$1,743,945</b>	<b>\$3,357,745</b>	<b>\$12,108,586</b>	<b>\$4,054,192</b>	<b>\$3,085,364</b>	<b>\$706,953</b>
<b>REVENUE</b>								
GENERAL FUND 49109	\$2,400,000	\$2,400,000	\$1,750,763	\$2,326,245	\$2,612,000	\$4,291,100	\$3,085,458	\$706,953
BOND PROCEEDS RICCI	\$0	\$6,207,335	\$0	\$0	\$0	\$0	\$0	\$0
BOND PROCEEDS LEWIS 49119	\$0	\$0	\$0	\$0	\$9,500,000	\$0	\$0	\$0
OTHER REVENUE	\$0	\$0	\$0	\$0	\$0	\$0	\$0	\$0
MISC - 49119	\$0	\$0	\$0	\$0	\$0	\$0	\$250	\$0
<b>TOTAL REVENUE</b>	<b>\$2,400,000</b>	<b>\$8,607,335</b>	<b>\$1,750,763</b>	<b>\$2,326,245</b>	<b>\$12,112,000</b>	<b>\$4,291,100</b>	<b>\$3,085,708</b>	<b>\$706,953</b>
<b>EXPENDITURES VS REVENUES OPERATING RESULT SURPLUS /( DEFICIT)</b>	<b>\$59,919</b>	<b>\$7,982,607</b>	<b>\$6,817</b>	<b>(\$1,031,500)</b>	<b>\$3,414</b>	<b>\$236,908</b>	<b>\$344</b>	<b>\$0</b>
TRANSFERS IN/ OUT	\$0	\$0	\$0	\$0	\$0	\$0	\$0	\$0
AUDITOR ADJUSTMENT	\$0	\$0	\$0	\$0	\$0	\$0	\$0	\$0
<b>NET RESULTS [OPERATING RESULTS + TRANSFERS IN/OU</b>	<b>\$59,919</b>	<b>\$7,982,607</b>	<b>\$6,817</b>	<b>(\$1,031,500)</b>	<b>\$3,414</b>	<b>\$236,908</b>	<b>\$344</b>	<b>\$0</b>

**FOOD SERVICE FUND**

	(1) Actual FY 13-14	(2) Actual FY 14-15	(3) Actual FY 15-16	(4) Actual FY 16-17	(5) Actual FY 17-18	(6) Actual FY 18-19	(7) Un-Audited FY 19-20	(8) Projected FY 20-21
<b>EXPENDITURES</b>								
EXPENDITURES	\$11,761,659	\$13,943,504	\$15,021,987	\$14,721,178	\$14,477,468	\$15,109,462	\$12,876,182	\$14,868,000
REVENUES	\$11,764,755	\$13,971,959	\$14,999,598	\$14,725,148	\$14,611,801	\$15,133,775	\$12,587,016	\$14,868,000
<b>EXPENDITURES VS REVENUES OPERATING RESULT SURPLUS /( DEFICIT)</b>	\$3,096	\$28,455	(\$22,389)	\$3,970	\$134,334	\$24,313	(\$289,166)	\$0
TRANSFERS IN/ OUT	\$0	\$0	\$0	\$0	\$0	\$0	\$0	\$0
AUDITOR ADJUSTMENT	\$0	\$0	\$0	\$0	\$0	\$0	\$0	\$0
<b>NET RESULTS [OPERATING RESULTS + TRANSFERS IN/OUT]</b>	<b>\$3,096</b>	<b>\$28,455</b>	<b>(\$22,389)</b>	<b>\$3,970</b>	<b>\$134,334</b>	<b>\$24,313</b>	<b>(\$289,166)</b>	<b>\$0</b>
<b>Fund Balance</b>	<b>\$1,816,214</b>	<b>\$1,844,669</b>	<b>\$1,822,280</b>	<b>\$1,826,249</b>	<b>\$1,960,583</b>	<b>\$1,984,896</b>	<b>\$1,695,729</b>	<b>\$1,984,896</b>

**OPEB CONTRIBUTION BY UNION**

<b>BARGAINING UNIT</b>	(1) Actual Prior to FY 15	(2) Actual FY 14-15	(3) Actual FY 15-16	(4) Actual FY 16-17	(5) Actual FY 17-18	(6) Actual FY 18-19	(7) Un-Audited FY 19-20	(8) YTD FY 20-21
<b>CITY OF NEW HAVEN</b>	\$490,000	\$15,000	\$15,000	\$405,000	\$405,000	\$405,000	\$405,000	\$405,000
POLICE OPEB	\$0	\$207,904	\$261,890	\$342,034	\$348,354	\$326,273	\$323,050	\$149,252
LOCAL 1303-NURSES	\$0	\$0	\$0	\$0	\$4,783	\$15,720	\$27,321	\$7,219
LOCAL 424	\$0	\$0	\$0	\$0	\$6,277	\$19,718	\$31,746	\$12,869
LOCAL 71	\$0	\$0	\$0	\$0	\$4,871	\$16,970	\$28,523	\$11,000
LOCAL 884 CLERICAL	\$0	\$0	\$0	\$0	\$33,672	\$115,266	\$202,221	\$77,391
LOCAL 3144-SUPERVISORY/PROFESSIONAL	\$0	\$0	\$0	\$0	\$796	\$159,780	\$249,315	\$99,723
EXECUTIVE MANAGEMENT	\$0	\$0	\$0	\$0	\$0	\$25,058	\$49,251	\$22,672
LOCAL 1303-CORP COUNSEL	\$0	\$0	\$0	\$0	\$0	\$5,462	\$13,495	\$5,765

**WORKERS' COMPENSATION PROGRAM  
MONTH ENDING; NOVEMBER 2020**

	{2}	{3}	{4}	{5}	{6}	{7}	{8}	{9}	{10}		
	Actual FY 12-13	Actual FY 13-14	Actual FY 14-15	Actual FY 15-16	Actual FY 16-17	Actual FY 17-18	Actual FY 18-19	Actual (unaudited) FY 19-20	Projected FY 20-21	+/- FY 21 VS 20	
JULY	\$946,468	\$1,129,736	\$649,824	\$718,014	\$730,569	\$1,142,049	\$899,509	\$860,148	\$688,001	(\$172,147)	<b>A</b>
AUGUST	\$1,133,002	\$831,654	\$1,014,736	\$970,294	\$1,401,920	\$789,938	\$816,853	\$971,080	\$964,468	(\$6,612)	<b>A</b>
SEPTEMBER	\$562,313	\$742,218	\$800,874	\$598,974	\$443,281	\$726,793	\$595,347	\$753,053	\$280,960	(\$472,094)	<b>A</b>
OCTOBER	\$808,580	\$534,472	\$416,831	\$511,307	\$824,325	\$750,642	\$822,304	\$783,058	\$411,175	(\$371,883)	<b>A</b>
NOVEMBER	\$549,577	\$666,435	\$628,838	\$665,912	\$375,237	\$587,318	\$624,371	\$613,092	\$559,546	(\$53,546)	<b>A</b>
DECEMBER	\$941,236	\$864,476	\$823,006	\$567,658	\$783,243	\$879,823	\$1,082,317	\$701,555	\$701,555	\$0	<b>P</b>
JANUARY	\$684,292	\$330,809	\$569,009	\$495,286	\$515,823	\$765,260	\$668,137	\$544,292	\$544,292	\$0	<b>P</b>
FEBRUARY	\$716,782	\$591,586	\$561,888	\$677,261	\$636,636	\$810,332	\$604,929	\$573,248	\$573,248	\$0	<b>P</b>
MARCH	\$656,975	\$501,841	\$732,305	\$431,458	\$614,304	\$881,966	\$555,170	\$772,729	\$772,729	\$0	<b>P</b>
APRIL	\$879,552	\$683,577	\$558,549	\$659,015	\$536,820	\$765,735	\$899,599	\$439,076	\$439,076	\$0	<b>P</b>
MAY	\$709,180	\$583,852	\$620,719	\$784,329	\$719,467	\$670,594	\$628,303	\$441,270	\$441,270	\$0	<b>P</b>
JUNE	\$714,901	\$692,755	\$740,458	\$689,926	\$561,021	\$541,334	\$863,627	\$934,412	\$934,412	\$0	<b>P</b>
<b>SUB- TOTAL EXPENSES</b>	<b>\$9,302,858</b>	<b>\$8,153,409</b>	<b>\$8,117,037</b>	<b>\$7,769,434</b>	<b>\$8,142,645</b>	<b>\$9,311,784</b>	<b>\$9,060,465</b>	<b>\$8,387,012</b>	<b>\$7,310,731</b>	<b>(\$1,076,281)</b>	
GENERAL FUND	\$7,970,000	\$6,900,000	\$7,351,872	\$7,000,000	\$7,188,600	\$8,364,250	\$8,094,788	\$7,555,000	\$6,610,731	(\$944,269)	
RECOVERY REVENUE 49103	\$251,122	\$585,394	\$233,920	\$134,933	\$301,096	\$392,943	\$480,273	\$192,000	\$200,000	\$8,000	
SPECIAL FUND REVENUE 49132	\$495,239	\$492,298	\$533,026	\$562,638	\$608,188	\$557,537	\$520,158	\$493,962	\$500,000	\$6,038	
BOE & CAT. CASES 49143	\$560,140	\$158,268	\$12,289	\$11,270	\$11,762	\$4,849	\$0	\$0	\$0	\$0	
MISC - 49119	\$22,597	\$27,329	\$14,403	\$132,211	\$32,999	\$0	\$0	\$0	\$0	\$0	
<b>SUB - TOTAL REVENUE</b>	<b>\$9,299,098</b>	<b>\$8,163,289</b>	<b>\$8,145,509</b>	<b>\$7,841,052</b>	<b>\$8,142,646</b>	<b>\$9,319,579</b>	<b>\$9,095,219</b>	<b>\$8,240,962</b>	<b>\$7,310,731</b>		
<b>NET RESULT OPERATING RESULT</b>	<b>(\$3,760)</b>	<b>\$9,880</b>	<b>\$28,473</b>	<b>\$71,618</b>	<b>\$0</b>	<b>\$7,795</b>	<b>\$34,754</b>	<b>(\$146,051)</b>	<b>\$0</b>		
<b>Fund Balance</b>	<b>\$31,677</b>	<b>\$41,557</b>	<b>\$70,030</b>	<b>\$141,648</b>	<b>\$141,648</b>	<b>\$149,443</b>	<b>\$176,402</b>	<b>\$3,392</b>	<b>\$176,402</b>		

**EXPENDITURE COMPARISON BY FISCAL YEAR THROUGH JULY**

	{2}	{3}	{4}	{5}	{6}	{7}	{8}	{9}	{10}	+/-
	Actual FY 12-13	Actual FY 13-14	Actual FY 14-15	Actual FY 15-16	Actual FY 16-17	Actual FY 17-18	YTD FY 18-19	YTD FY 19-20	YTD FY 20-21	FY 21 VS FY 20
JULY	\$946,468	\$1,129,736	\$649,824	\$718,014	\$730,569	\$1,142,049	\$899,509	\$860,148	\$688,001	(172,147)
AUGUST	\$1,133,002	\$831,654	\$1,014,736	\$970,294	\$1,401,920	\$789,938	\$816,853	\$971,080	\$964,468	(6,612)
SEPTEMBER	\$562,313	\$742,218	\$800,874	\$598,974	\$443,281	\$726,793	\$595,347	\$753,053	\$280,960	(472,094)
OCTOBER	\$808,580	\$534,472	\$416,831	\$511,307	\$824,325	\$750,642	\$822,304	\$783,058	\$411,175	(371,883)
NOVEMBER	\$549,577	\$666,435	\$628,838	\$665,912	\$375,237	\$589,318	\$624,371	\$613,092	\$559,546	(53,546)
<b>TOTAL</b>	<b>\$3,999,941</b>	<b>\$3,904,514</b>	<b>\$3,511,103</b>	<b>\$3,464,501</b>	<b>\$3,775,332</b>	<b>\$3,998,741</b>	<b>\$3,758,383</b>	<b>\$3,980,431</b>	<b>\$2,904,150</b>	<b>(1,076,281)</b>
										<b>-29%</b>

**MEDICAL BENEFIT EXPENDITURES  
MONTH ENDING; NOVEMBER 2020**

	FY 16-17 EXPENDITURES	FY 17-18 EXPENDITURES	FY 18-19 EXPENDITURES	FY 19-20 EXPENDITURES	FY 20-21 EXPENDITURES	\$ FY21vs20 +/-	% (FY21vs20) +/-
JULY	\$8,201,044	\$10,308,556	\$9,429,533	\$11,307,372	\$7,994,782	(\$3,312,590)	-29.3%
AUGUST	\$9,510,346	\$12,336,346	\$9,781,396	\$8,441,614	\$8,348,410	(\$93,204)	-1.1%
SEPTEMBER	\$8,900,208	\$10,146,679	\$9,895,920	\$9,816,603	\$8,946,441	(\$870,162)	-8.9%
OCTOBER	\$8,813,497	\$8,311,334	\$10,521,272	\$10,127,093	\$9,254,409	(\$872,684)	-8.6%
NOVEMBER	\$8,881,752	\$8,665,701	\$8,335,004	\$9,043,651	\$7,371,836	(\$1,671,815)	-18.5%
DECEMBER	\$9,198,598	\$10,263,572	\$10,238,038	\$9,046,133	\$9,769,824	\$723,691	8.0%
JANUARY	\$8,081,068	\$9,098,088	\$9,034,024	\$7,879,448	\$8,509,805	\$630,357	8.0%
FEBRUARY	\$8,561,789	\$8,965,754	\$8,917,456	\$7,389,496	\$7,980,656	\$591,160	8.0%
MARCH	\$9,604,359	\$10,070,762	\$9,485,962	\$10,880,686	\$11,751,142	\$870,456	8.0%
APRIL	\$8,898,002	\$9,867,325	\$9,122,088	\$6,462,887	\$6,979,918	\$517,031	8.0%
MAY	\$9,741,884	\$9,836,260	\$9,883,008	\$7,912,391	\$8,545,382	\$632,991	8.0%
JUNE	\$10,525,226	\$8,859,888	\$8,977,494	\$8,117,040	\$8,766,404	\$649,364	8.0%
SUB TOTAL EXPENDITURES	\$108,917,773	\$116,730,265	\$113,621,196	\$106,424,415	\$104,219,009	(\$2,205,406)	-2%
Plus: Cafeteria Workers premium to Unite Here	\$1,941,776	\$1,973,451	\$1,937,488	\$1,870,470	\$2,000,000	\$129,530	6.9%
Plus: Health Savings accounts contributions	\$652,513	\$972,281	\$1,471,122	\$1,807,825	\$2,000,000	\$192,175	10.6%
Plus: Prior Year Expenses	\$0	\$0	\$0	\$0	\$0	\$0	0.0%
	\$111,512,061	\$119,675,997	\$117,029,805	\$110,102,710	\$108,219,009	(\$1,883,701)	
Plus: Life Insurance	\$1,036,368	\$1,057,156	\$1,074,489	\$1,185,167	\$1,100,000	(\$85,167)	-7.19%
plus: Mercer Medicare Parts D							0.00%
Plus: Gallagher Inc.	\$98,000	\$98,000	\$98,000	\$99,619	\$98,000	(\$1,619)	-1.63%
Plus: Employee Wellness Program	\$334,734	\$300,000	\$309,000	\$318,300	\$318,300	\$0	0.00%
Plus : Incurred but not reported (IBNR)	\$1,694,800	\$0	(\$70,300)	\$0	\$0	\$0	0.00%
Plus: McGLADREY RE-ENROLLMENT			\$0	\$0	\$0	\$0	0.00%
Plus: One Time Payment(s)	\$0	\$0	\$0	\$0	\$0	\$0	0.00%
Plus: Other Contractual Services	\$0	\$0	\$22,839	\$0	\$0	\$0	0.00%
Plus: Other Adjustments	\$0	\$0	\$0	\$0	\$0	\$0	0.00%
Plus: Medical Benefits Opt out program - Teachers	\$142,500	\$139,000	\$122,000	\$107,500	\$106,000	(\$1,500)	-1.40%
Plus: Misc Expenses	\$0	\$0	\$0	\$0	\$150,000	\$150,000	100.00%
Plus: Personnel Cost	\$0	\$0	\$11,272	\$68,364	\$80,000	\$11,636	17.0%
PLUS: - Food service	\$0	\$0	\$0	\$0	\$0	\$0	
plus: Other	\$0	\$0	\$0	\$0	\$0	\$0	
TOTAL EXPENDITURES - MEDICAL SELF INSURANCE FUND	\$114,818,463 7.49%	\$121,270,154 5.62%	\$118,597,105 -2.20%	\$111,881,661 -5.66%	\$110,071,309 -1.62%	(\$1,810,352)	-1.62%

**MEDICAL BENEFIT EXPENDITURES**  
**MONTH ENDING; NOVEMBER 2020**  
**MEDICAL BENEFITS**  
**REVENUE**

	FY 16-17 REVENUE	FY 17-18 REVENUE	FY 18-19 REVENUE	FY 19-20 REVENUE	FY 20-21 REVENUE	\$ +/-	% INCREASE
JULY	\$707,429	(\$307,613)	\$1,044,877	\$696,239	\$871,426	\$175,187	25.2%
AUGUST	\$1,042,932	\$1,377,651	\$1,536,492	\$1,650,650	\$1,156,824	(\$493,826)	-29.9%
SEPTEMBER	\$2,467,095	\$2,570,551	\$2,306,954	\$2,239,504	\$2,537,767	\$298,263	13.3%
OCTOBER	\$2,337,193	\$2,831,457	\$2,715,887	\$2,631,563	\$3,023,880	\$392,317	14.9%
NOVEMBER	\$3,041,584	\$2,175,448	\$3,216,816	\$3,663,323	\$2,296,863	(\$1,366,460)	-37.3%
DECEMBER	\$3,176,658	\$3,158,826	\$2,269,588	\$2,171,487	\$2,171,487	\$0	0.0%
JANUARY	\$2,571,151	\$2,290,725	\$2,955,085	\$2,672,033	\$2,672,033	\$0	0.0%
FEBRUARY	\$2,552,084	\$2,916,457	\$2,379,587	\$2,680,371	\$2,680,371	\$0	0.0%
MARCH	\$3,436,339	\$2,432,704	\$3,261,962	\$2,177,166	\$2,177,166	\$0	0.0%
APRIL	\$2,283,799	\$3,199,691	\$2,268,806	\$2,776,129	\$2,776,129	\$0	0.0%
MAY	\$2,293,265	\$2,448,047	\$3,580,540	\$3,265,471	\$3,265,471	(\$0)	0.0%
JUNE	\$4,417,387	\$4,396,470	\$4,191,448	\$3,144,220	\$3,144,220	\$0	0.0%
TOTAL NON GENERAL FUND REVENUE	\$30,326,916	\$29,490,413	\$31,728,041	\$29,768,153	\$28,773,637	(\$994,516)	-3.3%
MEDICARE PT D	\$0	\$0	\$0	\$0	\$0	\$0	
PLUS : GF LIFE INSURANCE CONTRIBUTION	\$730,000	\$730,000	\$730,000	\$730,000	\$730,000	\$0	
PLUS MEDICARE PART D	\$0	\$0	\$0	\$0	\$0	\$0	
PLUS: RETENTION SETTLEMNT	\$0	\$0	\$0	\$0	\$0	\$0	
PLUS; PRESCRIPTION REBATE	\$3,263,100	\$3,233,517	\$3,131,316	\$0	\$3,000,000	\$0	
PLUS: STOP LOSS	\$0	\$1,755,460	\$0	\$0	\$0	\$0	
PLUS :INTER-DISTRICT: BOE	\$0	\$0	\$0	\$0	\$0	\$0	
PLUS :TRANSFERS	(\$283,958)	\$753,751	\$0	\$0	\$0	\$0	
OUTSIDE REVENUE SUB-TOTAL	\$34,036,059	\$35,963,141	\$35,589,357	\$30,498,153	\$32,503,637		
GENERAL FUND	\$72,668,210	\$77,438,210	\$84,338,200	\$83,681,253	\$81,668,210		
TOTAL REVENUES - MEDICAL SELF INSURANCE FUND	\$106,704,269	\$113,401,351	\$119,927,557	\$114,179,406	\$114,171,847		
	\$0	\$0	\$0	(\$0)	(\$0)		
<b>PROJECTED OPERATING SURPLUS/(DEFICIT)*</b>	<b>(\$8,114,195)</b>	<b>(\$7,868,803)</b>	<b>\$1,330,452</b>	<b>\$2,297,745</b>	<b>\$4,100,538</b>		
TRANSFER IN/OUT/REFUNDING SAVINGS	\$0	\$9,000,000	\$0	\$0	\$0		
<b>AUDITOR ADJUSTMENTS</b>	<b>\$7,990,150</b>		\$0	\$0	\$0		
<b>NET TOTAL OPERATING (INCLUDING TRANSFER)</b>	<b>(\$124,045)</b>	<b>\$1,131,197</b>	<b>\$1,330,452</b>	<b>\$2,297,745</b>	<b>\$4,100,538</b>		
PREVIOUS YEARS FUND BALANCE	(\$5,428,848)	(\$5,552,583)	(\$4,421,386)	(\$3,090,934)	(\$793,189)		
<b>NEW FUND BALANCE</b>	<b>(\$5,552,892)</b>	<b>(\$4,421,386)</b>	<b>(\$3,090,934)</b>	<b>(\$793,189)</b>	<b>\$3,307,349</b>		
<b>(NET RESULT + PREVIOUS YEARS FUND BALANCE)</b>							

**LARGE CLAIMS OVER \$250,000 - FY 17 to FY 21**  
**MONTH ENDING; NOVEMBER 2020**

FY 17 MEDICAL	FY 18 MEDICAL	FY 19 MEDICAL	FY 20 MEDICAL	FY 21 MEDICAL
>\$250K	> \$250k	> \$250k	> \$250k	> \$250k

**July-November**

\$393,964	\$780,981	\$668,172	\$657,996	\$401,607
\$312,143	\$733,312	\$540,477	\$564,093	\$330,309
\$312,290	\$644,066	\$383,441	\$463,147	\$279,929
\$301,664	\$576,798	\$315,681	\$472,937	\$277,402
\$306,515	\$529,286	\$293,075	\$410,667	\$274,203
\$300,251	\$333,618	\$281,105	\$367,243	\$258,258
\$289,383	\$327,065	\$258,327	\$334,502	
\$273,361	\$274,306		\$264,510	
\$266,949	\$269,576		\$329,880	
\$263,022	\$253,784		\$311,694	
\$256,621	\$251,467		\$295,076	

TOTAL	\$3,276,161	\$4,974,260	\$2,740,279	\$4,471,745	\$1,821,707
COUNT	11	11	7	11	6
AVG	\$297,833	\$452,205	\$391,468	\$406,522	\$303,618



From Alder Crespo Submitting a Motion to Amend LM-2019-0606, An Order of The Board of Alders Previously Adopted on December 16, 2019, forgiving the interest due from Anthony Tullo on his motor vehicle tax account numbers 940231, 98703, and 103589 and extending the period to pay the taxes to April 30, 2021.



**CITY OF NEW HAVEN  
BOARD OF ALDERS**

***Rosa Ferraro Santana***  
Alder, Ward 13

---

Chair  
Aldermanic Affairs Committee

Member  
Legislation Committee  
Capital Projects Committee  
Redevelopment Agency Advisory Council  
Transfer Committee

39 Clifton Street  
New Haven, CT 06519-1510

---

Telephone: (203) 469-5700  
E-mail: [Ward13@newhavenct.gov](mailto:Ward13@newhavenct.gov)

December 31, 2020

New Haven Board of Alders  
165 Church Street  
New Haven, Connecticut 06510

Reference:

ORDER OF THE NEW HAVEN BOARD OF ALDERS APPROVING THE APPOINTMENT OF MARGARET TARGOVE TO THE SOLID WASTE & RECYCLING AUTHORITY BOARD OF DIRECTORS.

ORDER OF THE NEW HAVEN BOARD OF ALDERS APPROVING THE APPOINTMENT OF ROSE BONITO TO THE SOLID WASTE & RECYCLING AUTHORITY BOARD OF DIRECTORS.

Madam President:

The Aldermanic Affairs Committee met on December 28, 2020 to hear these items. The Solid Waste & Recycling Authority Board has requested that these appointments be taken up for immediate action by the full Board of Alders, so they will be able to make quorum at its January meeting.

Therefore, the Aldermanic Affairs Committee is requesting that the Board of Alders “discharge from committee” these items, so the full Board of Alders can vote on them tonight.

Sincerely,

*R. Ferraro Santana*

Hon. Rosa Ferraro Santana  
Chair, Aldermanic Affairs Committee

..title

ORDER OF THE NEW HAVEN BOARD OF ALDERS APPROVING THE APPOINTMENT OF MARGARET TARGOVE TO THE SOLID WASTE & RECYCLING AUTHORITY BOARD OF DIRECTORS.

..body

**BE IT ORDERED** by the New Haven Board of Alders that the Mayor's appointment of Margaret Targove to the Solid Waste Authority Board for a term ending December 31, 2023 be and hereby is approved.

..title

ORDER OF THE NEW HAVEN BOARD OF ALDERS APPROVING THE APPOINTMENT OF ROSE BONITO TO THE SOLID WASTE & RECYCLING AUTHORITY BOARD OF DIRECTORS.

..body

**BE IT ORDERED** by the New Haven Board of Alders that the appointment of Rose Bonito to the Solid Waste & Recycling Authority Board, to fill the expired term of Doreen Abubakar, for a term expiring December 31, 2022 pursuant to Article VII, Section 1(A) of the Revised City Charter, be and hereby is approved.